



US00D471586S

(12) **United States Design Patent**  
**Geiselhart et al.**

(10) **Patent No.:** **US D471,586 S**

(45) **Date of Patent:** **\*\* Mar. 11, 2003**

(54) **MARKER**

(75) Inventors: **Edward Geiselhart**, West Dundee, IL (US); **Antonio J. Belton**, Hazel Crest, IL (US); **Phillip M. Holsinger**, Chicago, IL (US); **Chad E. Davis**, Chicago, IL (US); **Craig Scherer**, Wilmette, IL (US)

(73) Assignee: **Berol Corporation**, Freeport, IL (US)

(\*\*) Term: **14 Years**

(21) Appl. No.: **29/161,699**

(22) Filed: **Jun. 3, 2002**

(51) **LOC (7) Cl.** ..... **19-06**

(52) **U.S. Cl.** ..... **D19/36; D19/43; D19/51**

(58) **Field of Search** ..... D19/35, 36, 41-51, D19/53-58, 81-85; 401/6, 7, 88, 52, 98, 99, 196, 184, 198, 202, 213, 243-247, 261, 262, 195

(56) **References Cited**

**U.S. PATENT DOCUMENTS**

D279,992 S	8/1985	Gribb	19/43
D295,878 S	5/1988	Lovell	19/43
D307,444 S	* 4/1990	Poisson et al.	D19/55
D330,388 S	10/1992	Choi	19/36
5,338,123 A	8/1994	Obersteller et al.	401/34
5,358,349 A	* 10/1994	Burroughs et al.	401/184
D400,581 S	* 11/1998	Hasegawa	D19/51
5,971,644 A	* 10/1999	Kageyama et al.	401/99
D417,206 S	* 11/1999	Hirota	D14/411
D420,048 S	2/2000	Sims et al.	19/53
D433,446 S	* 11/2000	Rosenbaum	D19/51

D445,130 S	7/2001	Ginelli	19/36
D446,213 S	* 8/2001	Chen et al.	D14/411
D456,842 S	* 5/2002	Ono	D19/36
D460,982 S	* 7/2002	Bianco, Jr.	D19/43

\* cited by examiner

*Primary Examiner*—Martie K. Holtje

(74) *Attorney, Agent, or Firm*—Marshall, Gerstein & Borun

(57) **CLAIM**

The ornamental design for a “marker”, as shown and described.

**DESCRIPTION**

FIG. 1 is a perspective view as seen from the top, front and right side of a marker showing our new design;

FIG. 2 is a front view, the rear view being a mirror image thereof;

FIG. 3 is a right elevational view, the left elevational view being a mirror image thereof;

FIG. 4 is a top plan view thereof;

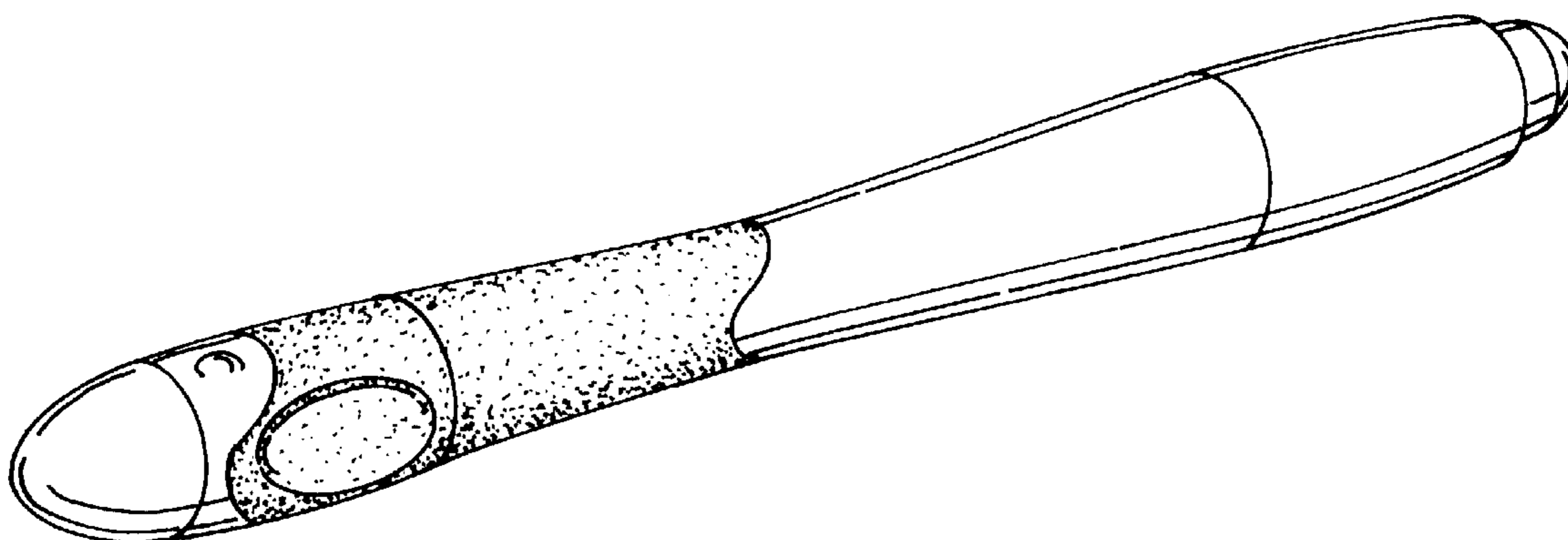
FIG. 5 is a bottom view thereof;

FIG. 6 is a second embodiment of FIG. 1, the only difference being the overall proportion of the marker, it being understood that all other surfaces are the same as those of the first embodiment;

FIG. 7 is a second embodiment of FIG. 2, the only difference being the overall proportion of the marker, it being understood that all other surfaces are the same as those of the first embodiment; and,

FIG. 8 is a second embodiment of FIG. 3, the only difference being the overall proportion of the marker, it being understood that all other surfaces are the same as those of the first embodiment.

**1 Claim, 5 Drawing Sheets**



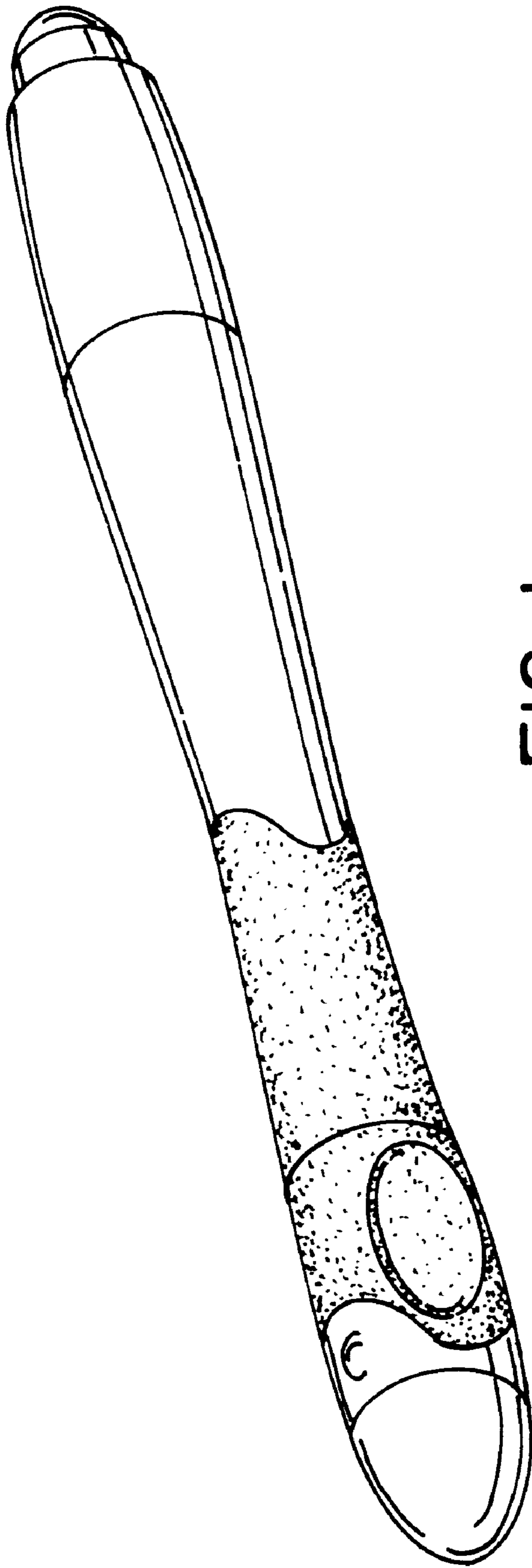


FIG. 1

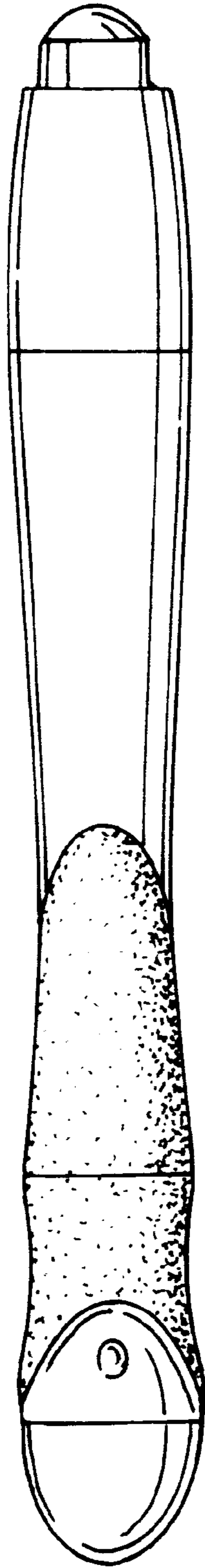


FIG. 2

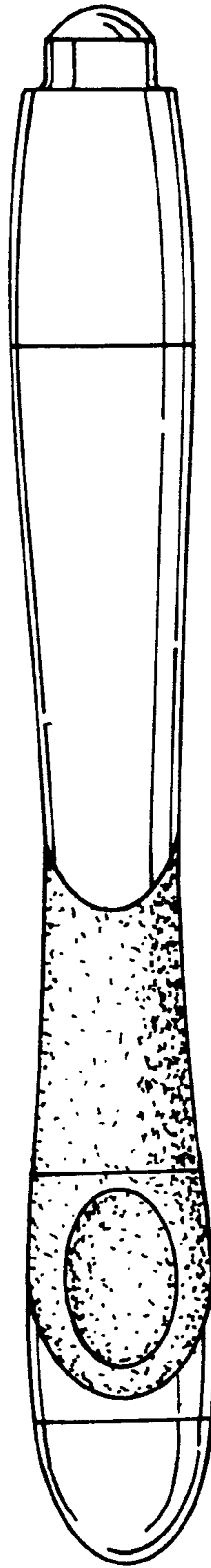
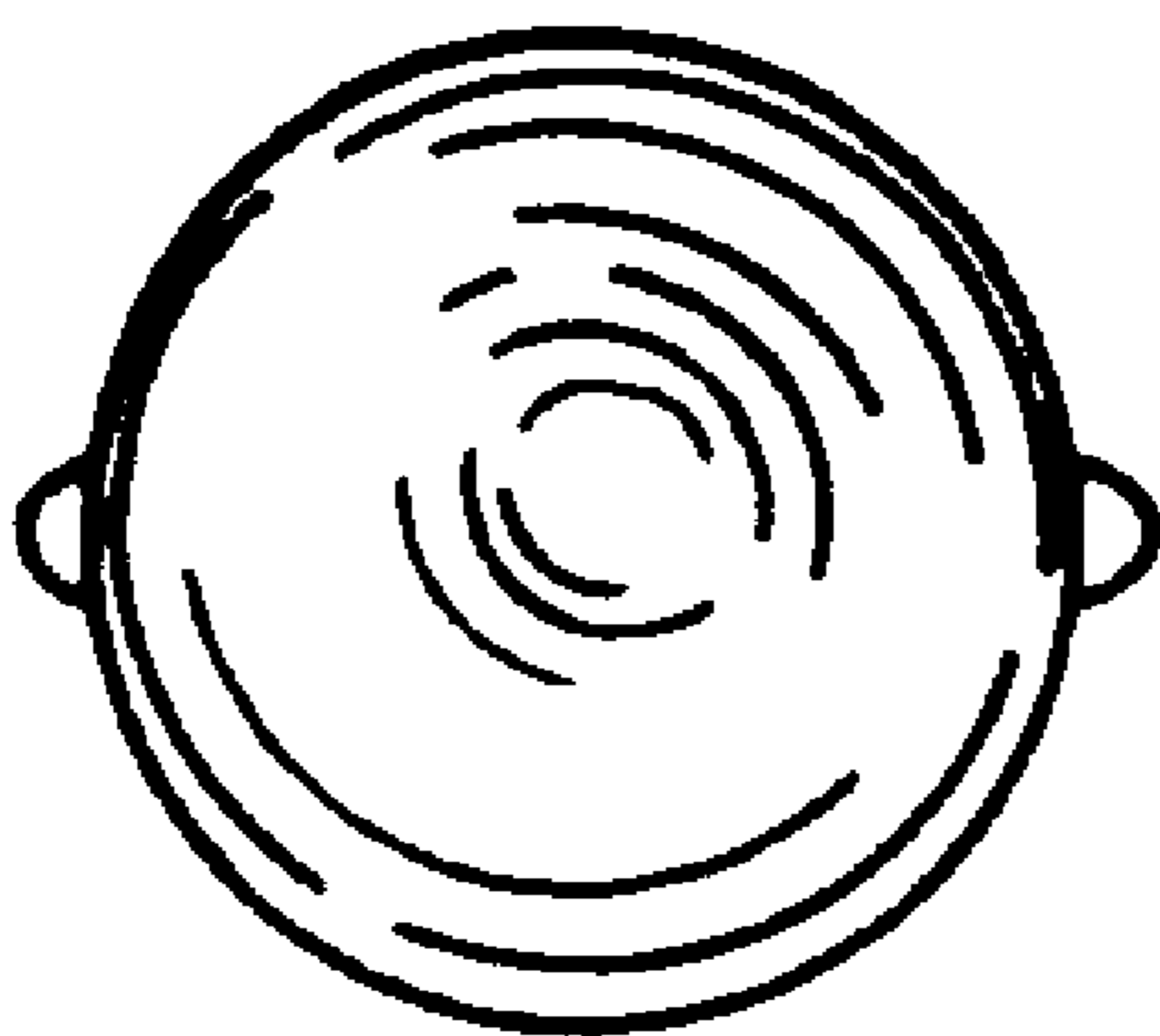
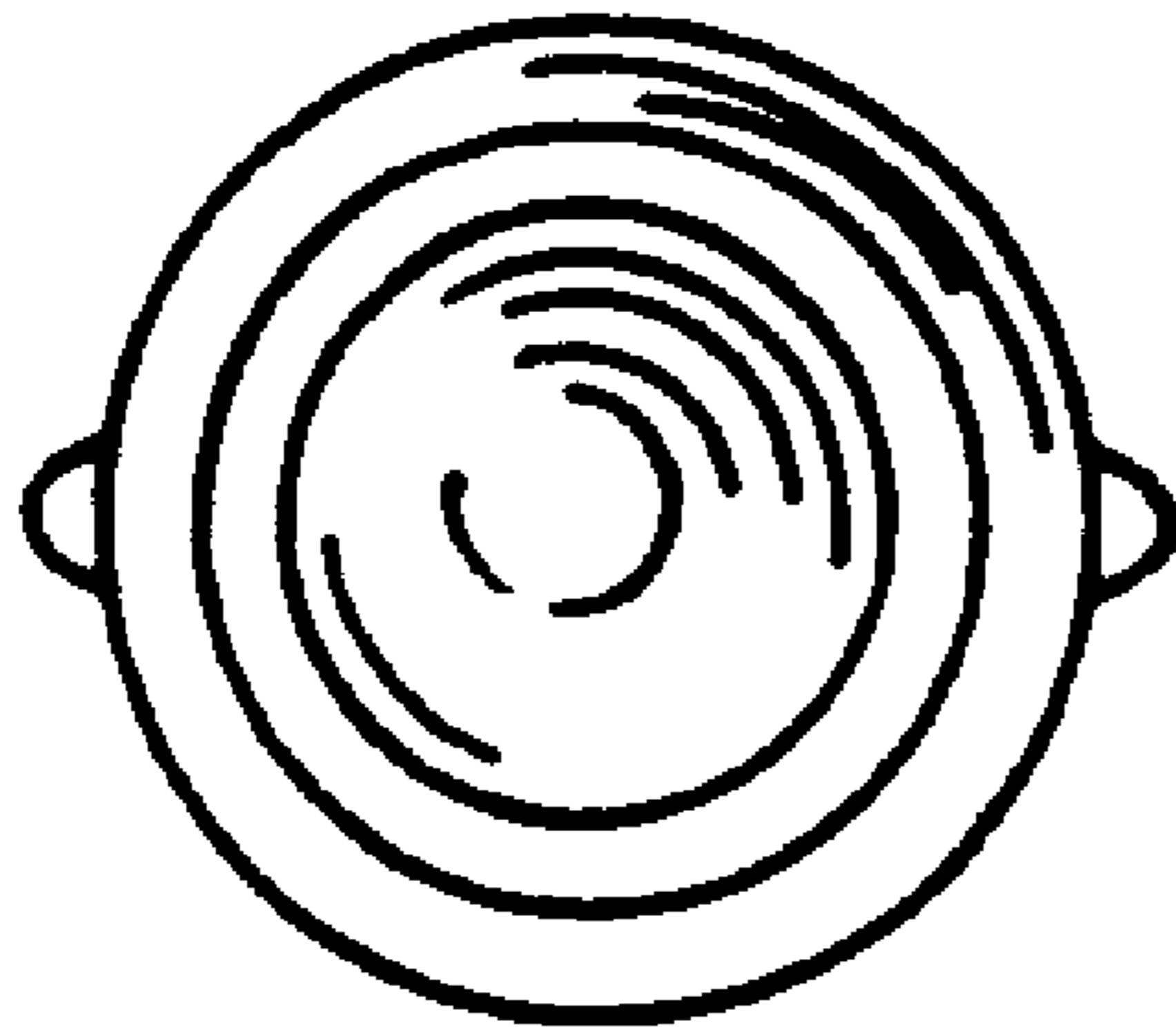


FIG. 3



**FIG. 4**



**FIG. 5**

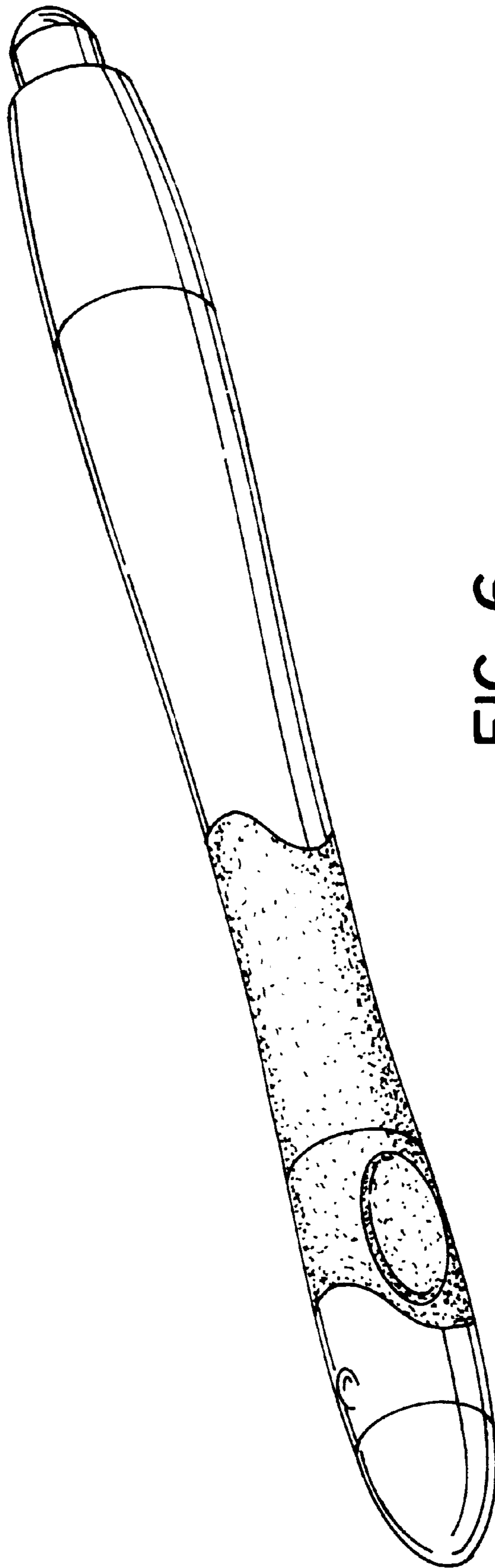


FIG. 6

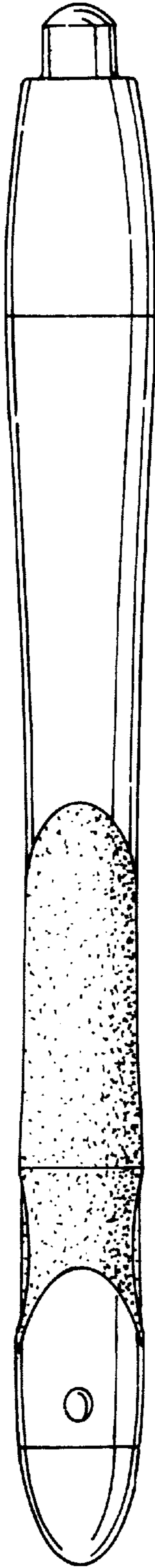


FIG. 7

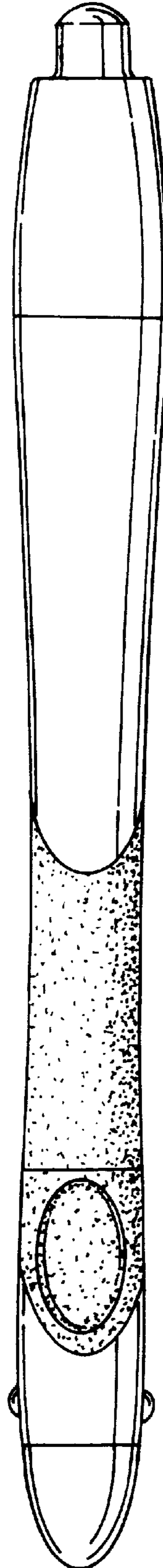


FIG. 8