



US00D471573S

(12) **United States Design Patent**
Hovanky et al.

(10) **Patent No.:** **US D471,573 S**

(45) **Date of Patent:** **** Mar. 11, 2003**

(54) **VIDEOCONFERENCING SYSTEM WITH EXTENSIBLE MICROPHONE ARRAYS AND MICROPHONE GRILLS**

FOREIGN PATENT DOCUMENTS

KR 30-0259723 * 5/2000

* cited by examiner

Primary Examiner—Adir Aronovich

(74) *Attorney, Agent, or Firm*—Carr & Ferrell LLP

(75) Inventors: **Thao Hovanky**, Austin, TX (US);
Michael Kenoyer, Austin, TX (US);
Denton Simpson, Round Rock, TX (US);
Peter Chu, Lexington, MA (US);
Richard Washington, Marble Falls, TX (US);
Christopher Ramm, Watertown, MA (US);
Scott Wakefield, Andover, MA (US);
Robert Spaller, Amesbury, MA (US);
Tom Eagan, Chelmsford, MA (US)

(57) **CLAIM**

The ornamental design for a videoconferencing system with extensible microphone arrays and microphone grills, as shown and described.

(73) Assignee: **Polycom, Inc.**, Milpitas, CA (US)

DESCRIPTION

(**) Term: **14 Years**

FIG. 1 is a perspective view of a videoconferencing system with extensible microphone arrays and microphone grills showing the front, top, and right side of our new design; FIG. 2 is a front elevational view of the videoconferencing system with extensible microphone arrays and microphone grills of FIG. 1;

(21) Appl. No.: **29/157,692**

(22) Filed: **Mar. 22, 2002**

FIG. 3 is a rear elevational view of the videoconferencing system with extensible microphone arrays and microphone grills of FIG. 1;

(51) **LOC (7) Cl.** **16-01**

(52) **U.S. Cl.** **D16/202; D14/226**

FIG. 4 is a left side elevational view of the videoconferencing system with extensible microphone arrays and microphone grills of FIG. 1, the undisclosed right side elevational view is a mirror image thereof;

(58) **Field of Search** D14/225–229;
D16/200–205, 208, 218; 348/14.01–14.09,
14.1, 373, 374–376; 358/906, 909.1; 396/535–541

FIG. 5 is a top plan view of the videoconferencing system with extensible microphone arrays and microphone grills of FIG. 1; and,

(56) **References Cited**

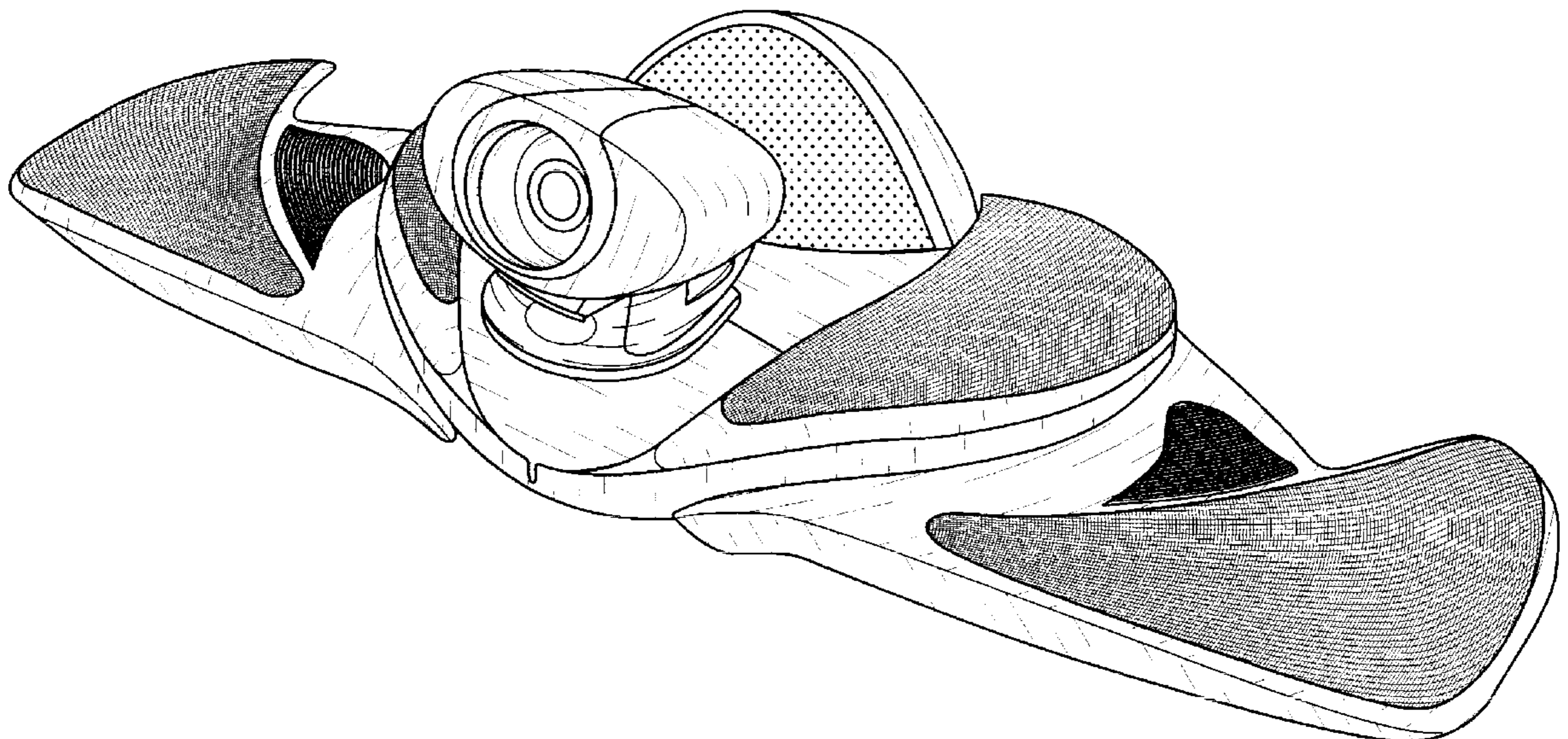
U.S. PATENT DOCUMENTS

D394,255 S	*	5/1998	Napoleone et al.	D14/496
D400,549 S	*	11/1998	Wakefield	D16/202
5,900,907 A	*	5/1999	Malloy et al.	348/14.1
D433,431 S	*	11/2000	Uehara et al.	D16/202
D441,000 S	*	4/2001	Vanderwilt et al.	D16/202

FIG. 6 is a bottom plan view of the videoconferencing system with extensible microphone arrays and microphone grills of FIG. 1.

The portions of the article in broken lines are shown for illustrative purposes only and form no part of the claimed design.

1 Claim, 4 Drawing Sheets



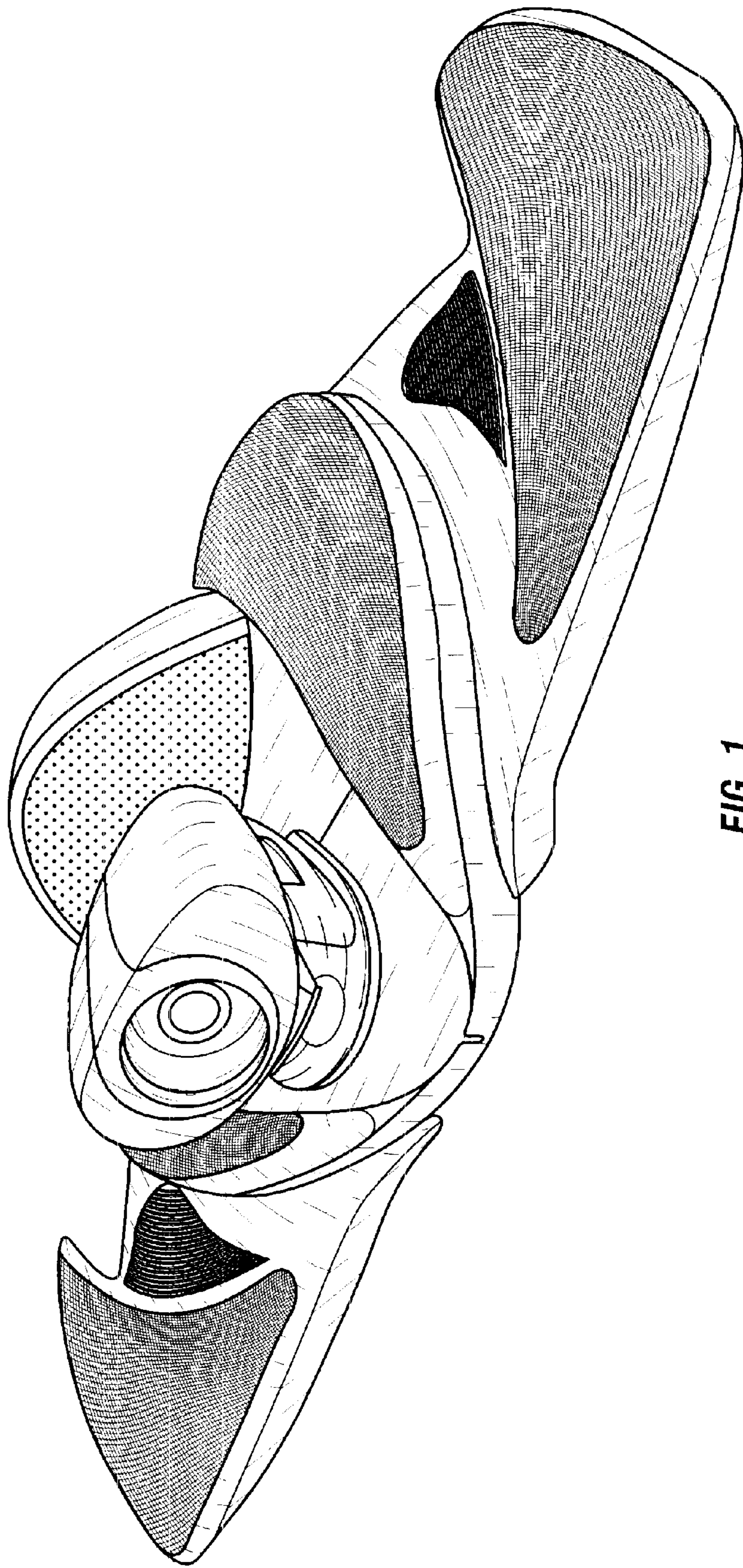


FIG. 1

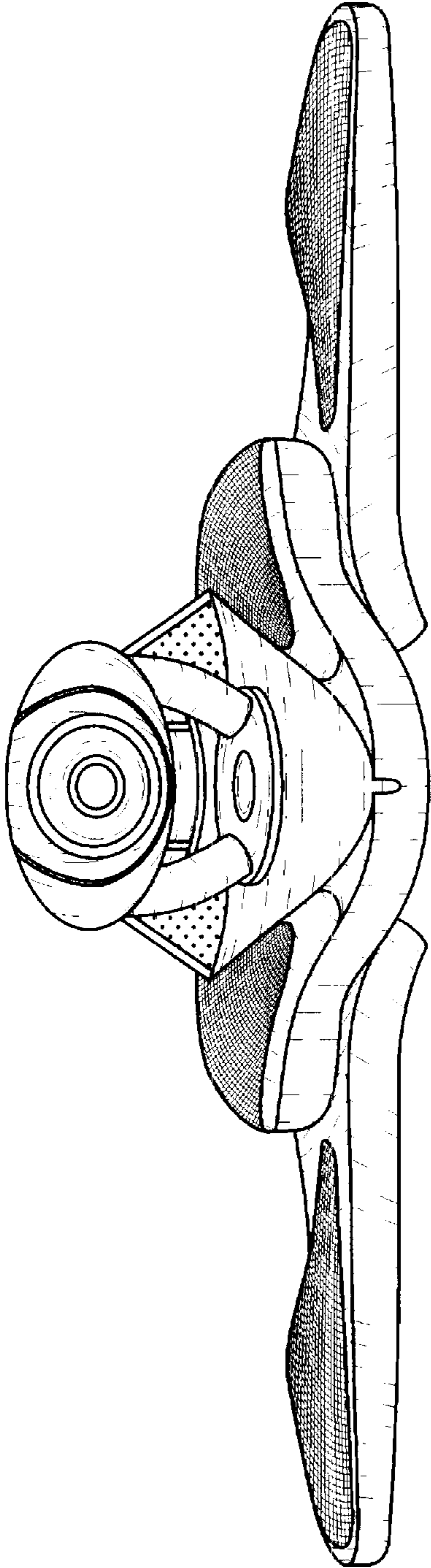


FIG. 2

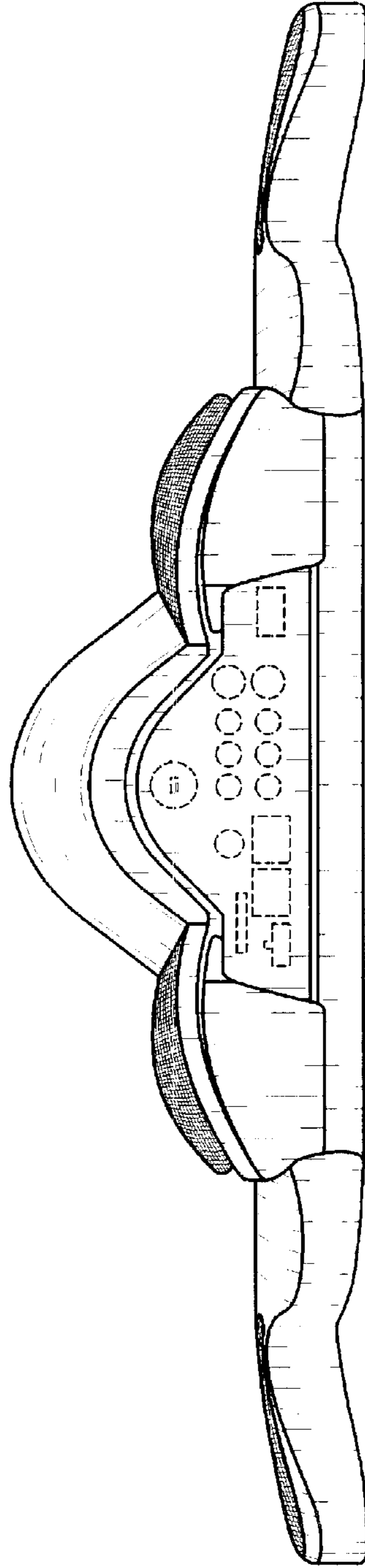


FIG. 3

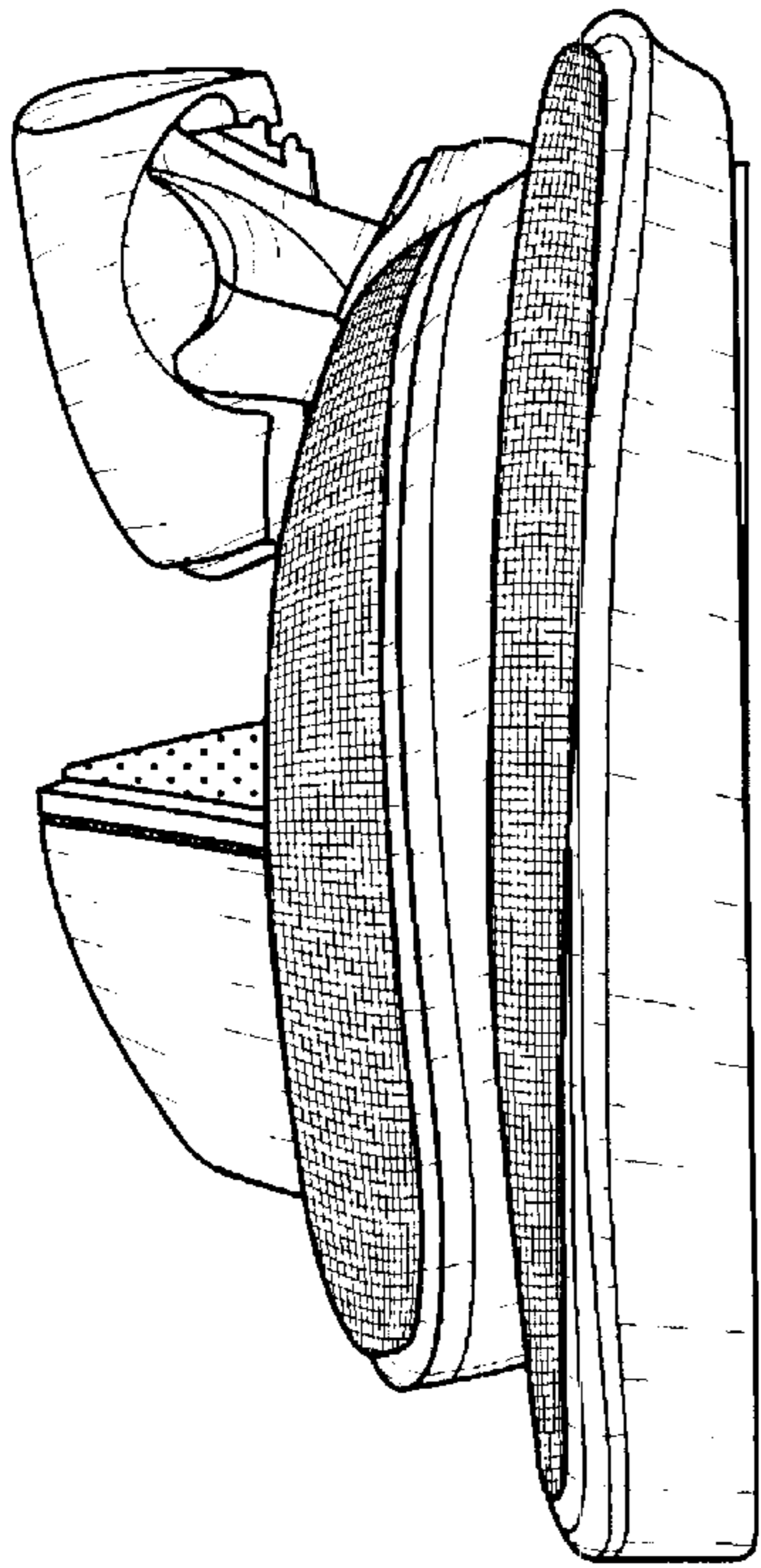


FIG. 4

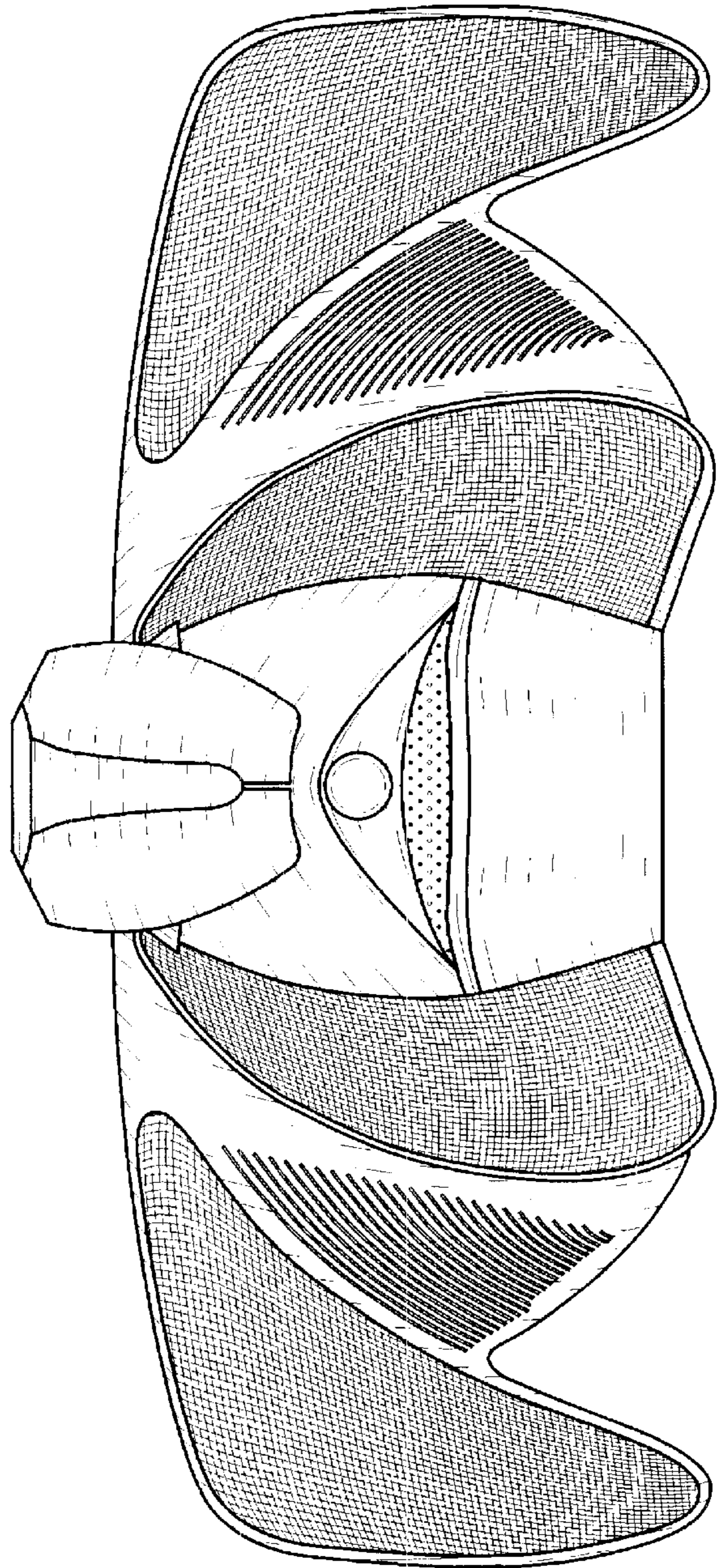


FIG. 5

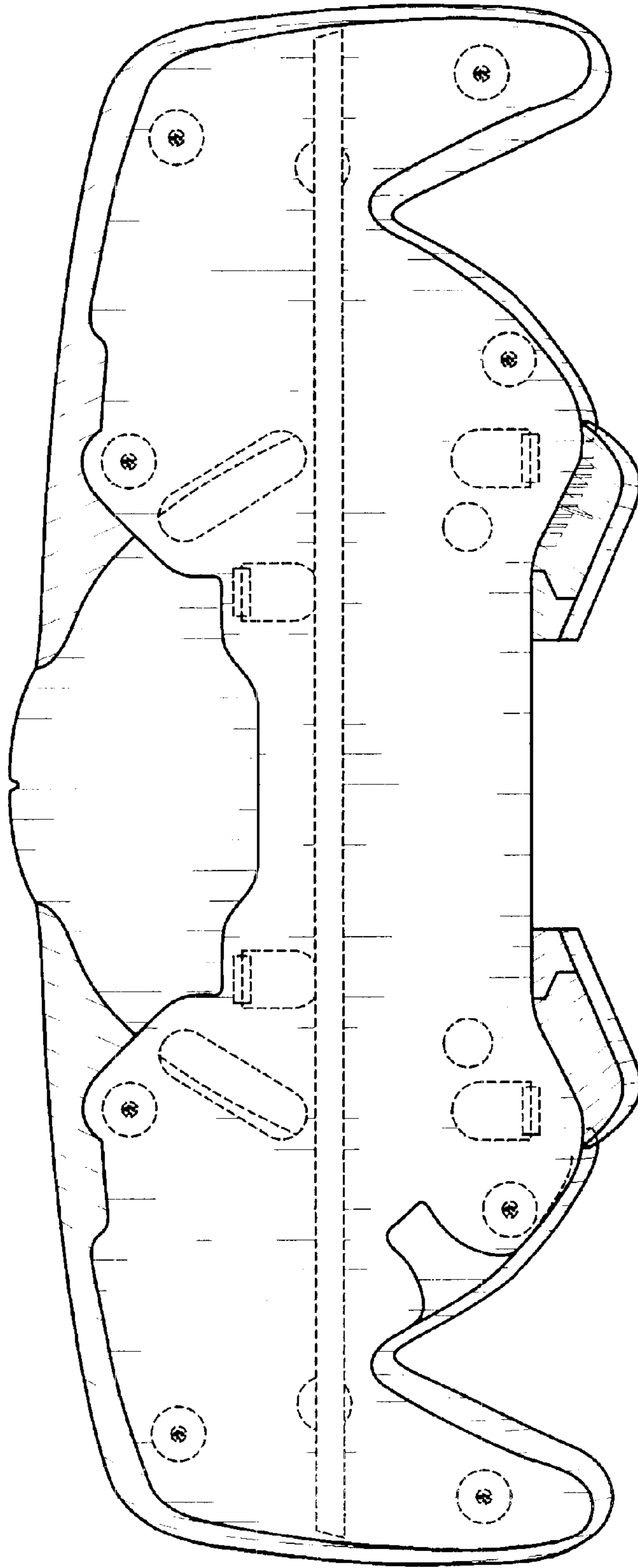


FIG. 6