



US00D471559S

(12) **United States Design Patent**
De Saulles

(10) **Patent No.:** **US D471,559 S**

(45) **Date of Patent:** **** Mar. 11, 2003**

(54) **ALPHANUMERIC INPUT DEVICE**

(75) **Inventor:** **Stephen De Saulles, London (GB)**

(73) **Assignee:** **Patientline plc, Slough (GB)**

(**) **Term:** **14 Years**

(21) **Appl. No.:** **29/148,276**

(22) **Filed:** **Sep. 15, 2001**

(30) **Foreign Application Priority Data**

Mar. 16, 2001 (GB) 2100364

(51) **LOC (7) Cl.** **14-02**

(52) **U.S. Cl.** **D14/455; D14/406; D14/247;**
D14/392

(58) **Field of Search** D14/391-399,
D14/455, 456, 247; D18/1, 2, 4, 7; 178/17 A,
17 C; 200/5 A, 5 R, 6 A, 6 R; 345/168;
341/22, 23; 364/708.1; 400/484, 485, 492

(56) **References Cited**

U.S. PATENT DOCUMENTS

D304,175 S * 10/1989 Sakaguchi et al. D14/346

D320,598 S * 10/1991 Auerbach et al. D14/391
D368,094 S * 3/1996 Turin et al. D14/218
D375,947 S * 11/1996 Brenner et al. D14/392
5,786,983 A * 7/1998 Brenner et al. 361/680
D416,024 S * 11/1999 Johansson et al. D14/247
6,396,482 B1 * 5/2002 Griffin et al. 345/169

* cited by examiner

Primary Examiner—Kay H. Chin

(74) *Attorney, Agent, or Firm*—Clayton, Howarth & Cannon, P.C.

(57) **CLAIM**

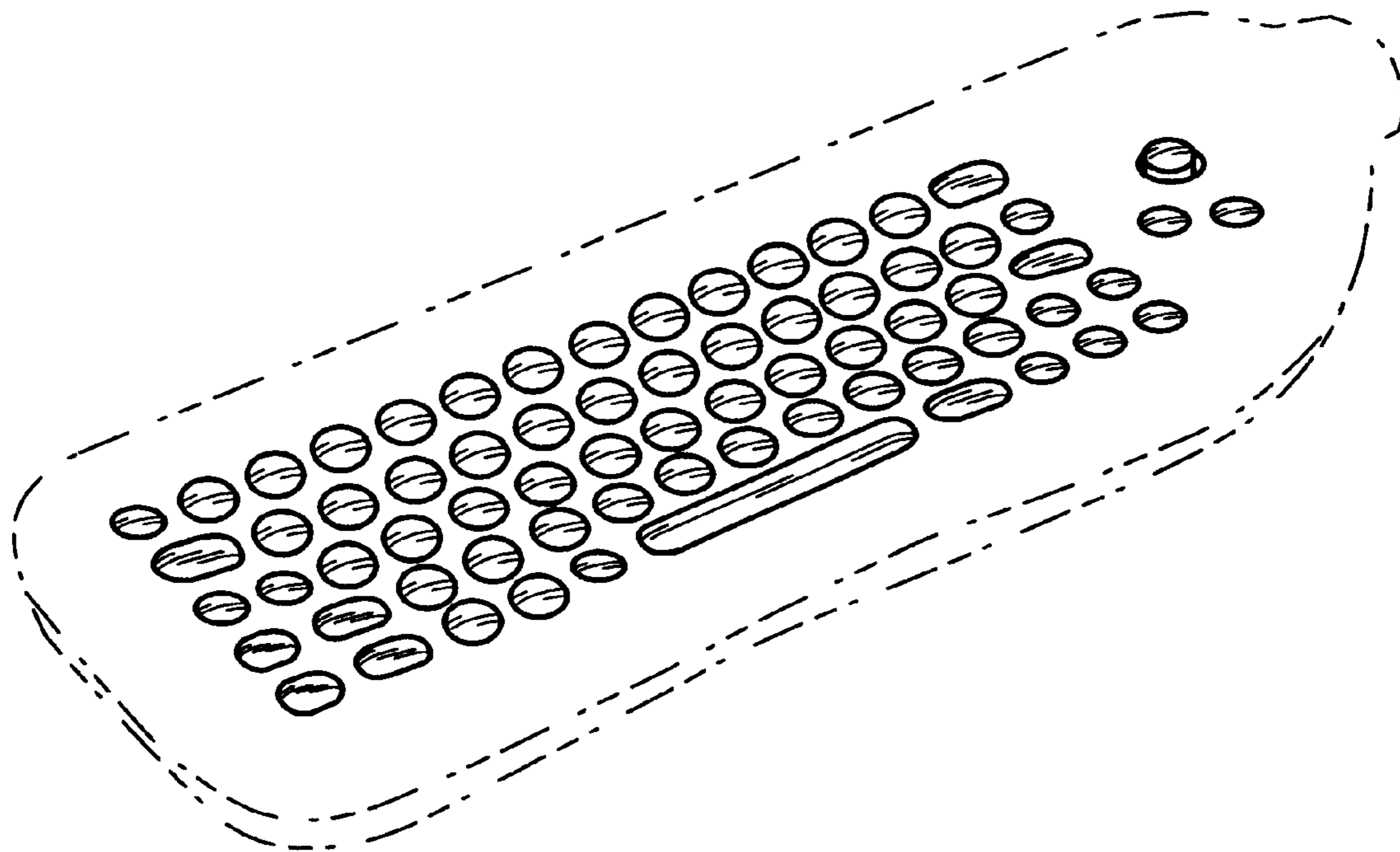
The ornamental design for an alphanumeric input device, as shown and described.

DESCRIPTION

FIG. 1 is a perspective view thereof; and,
FIG. 2 is a top view thereof.

The broken line showing of the hand held device is for illustrative purposes only and forms no part of the claimed design.

1 Claim, 1 Drawing Sheet



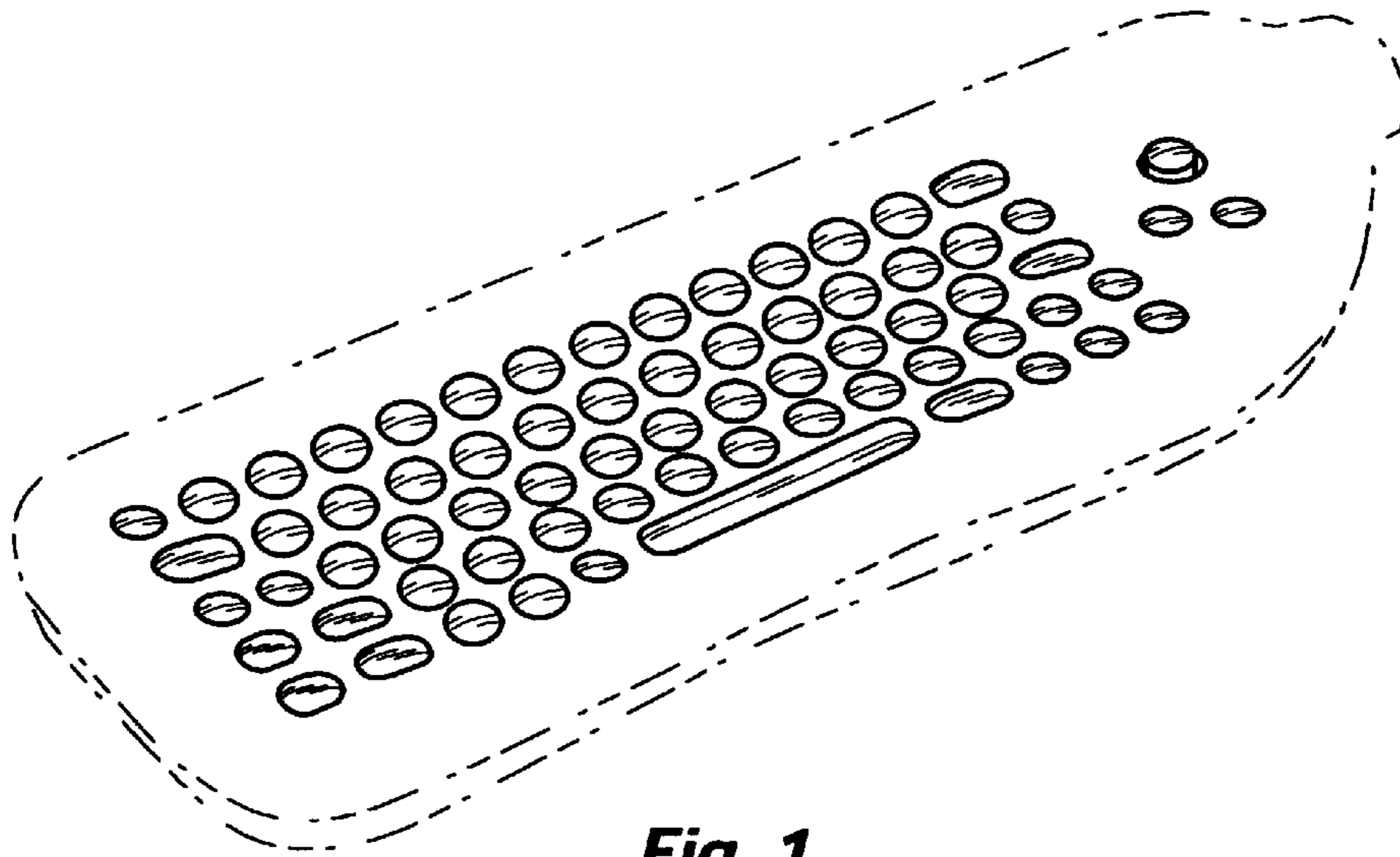


Fig. 1

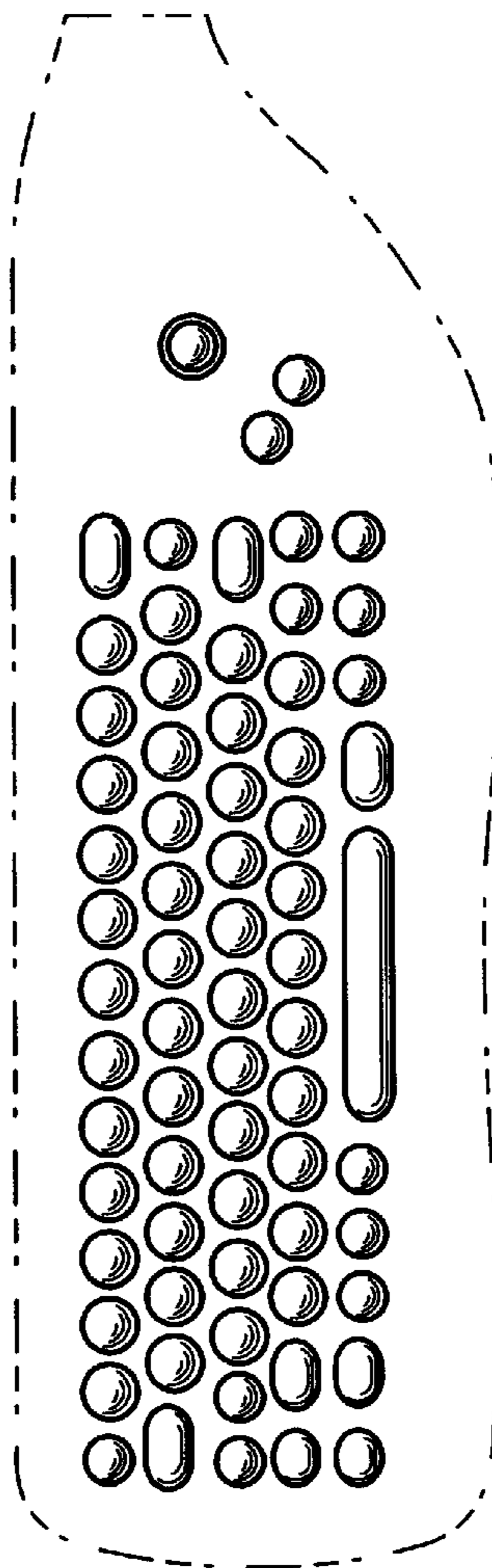


Fig. 2