



US00D471528S

(12) **United States Design Patent**
Wada et al.

(10) **Patent No.: US D471,528 S**

(45) **Date of Patent: ** Mar. 11, 2003**

(54) **DIGITAL AUDIO DISC PLAYER**

D441,350 S * 5/2001 Nakamura et al. D14/156
D451,080 S * 11/2001 Kataoka D14/156

(75) Inventors: **Kousaku Wada**, Osaka (JP); **Michio Tanaka**, Nara (JP)

FOREIGN PATENT DOCUMENTS

(73) Assignee: **Matsushita Electric Industrial Co., Ltd.**, Osaka (JP)

JP 821198 10/1991

(**) Term: **14 Years**

* cited by examiner

(21) Appl. No.: **29/154,422**

Primary Examiner—Nanda Bondade
(74) *Attorney, Agent, or Firm*—Christensen O'Connor Johnson Kindness PLLC

(22) Filed: **Jan. 23, 2002**

(57) **CLAIM**

(30) **Foreign Application Priority Data**

The ornamental design for a digital audio disc player, as shown and described.

Jul. 30, 2001 (JP) 2001-022223

DESCRIPTION

(51) **LOC (7) Cl.** **14-01**

(52) **U.S. Cl.** **D14/156**

(58) **Field of Search** D14/135-136,
D14/156-157, 160-165, 167-168, 188,
193-198; 369/75.1, 75.2, 77.1, 77.2; 381/86,
120; 455/344, 346-351

FIG. 1 is a perspective view of the top, front and right side of a digital audio disc player showing our new design; FIG. 2 is a front view thereof; FIG. 3 is a rear view thereof; FIG. 4 is a left side view thereof; FIG. 5 is a right side view thereof; FIG. 6 is a top view thereof; FIG. 7 is a bottom view thereof; and, FIG. 8 is a perspective view thereof in the condition of the lid being opened.

(56) **References Cited**

U.S. PATENT DOCUMENTS

5,870,367 A * 2/1999 Yamamori 369/197
D432,514 S * 10/2000 Nakamura et al. D14/156

1 Claim, 8 Drawing Sheets





Fig. 1.




Fig. 2.




Fig. 3.




Fig. 4.




Fig. 5.



Fig. 6.




Fig. 7.




Fig. 8.