



US00D471515S

(12) **United States Design Patent**
Kasahara et al.

(10) **Patent No.:** **US D471,515 S**

(45) **Date of Patent:** **** Mar. 11, 2003**

(54) **BATTERY**

(75) **Inventors:** **Hideki Kasahara**, Kanagawa (JP);
Masumi Katsumoto, Kanagawa (JP);
Masaharu Miyahisa, Kanagawa (JP);
Yoshihiro Boki, Kanagawa (JP)

(73) **Assignee:** **Matsushita Electric Industrial Co., Ltd.**, Osaka (JP)

(**) **Term:** **14 Years**

(21) **Appl. No.:** **29/145,839**

(22) **Filed:** **Jul. 27, 2001**

(51) **LOC (7) Cl.** **13-02**

(52) **U.S. Cl.** **D13/103**

(58) **Field of Search** D13/103; 429/96-100,
429/159, 163, 164, 176, 133, 161, 165-170,
175, 178, 181, 208, 209

(56) **References Cited**

U.S. PATENT DOCUMENTS

- 2,355,197 A * 8/1944 Anthony et al. 429/174
- 4,727,410 A * 2/1988 Higgins, III 257/700
- D356,993 S * 4/1995 Koster D13/103
- 5,418,087 A * 5/1995 Klein 429/208 X
- 5,677,080 A * 10/1997 Chen 429/167

- 5,691,073 A * 11/1997 Vu et al. 429/170 X
- 5,747,192 A * 5/1998 Hughen et al. 429/163
- 5,849,431 A * 12/1998 Kita et al. 429/164
- D442,542 S * 5/2001 Dougherty et al. D13/104

FOREIGN PATENT DOCUMENTS

- JP 850073 10/1992
- JP 850073 2/1995

* cited by examiner

Primary Examiner—Joel Sincavage

(74) *Attorney, Agent, or Firm*—Christensen O'Connor Johnson Kindness PLLC

(57) **CLAIM**

The ornamental design for a battery, as shown and described.

DESCRIPTION

FIG. 1 is a perspective view of the top, front and right side of a battery showing our new design;
 FIG. 2 is a front view thereof, a rear view is being identical thereto;
 FIG. 3 is a left side view thereof;
 FIG. 4 is a right side view thereof;
 FIG. 5 is a top plan view thereof; and,
 FIG. 6 is a bottom view thereof.

1 Claim, 1 Drawing Sheet

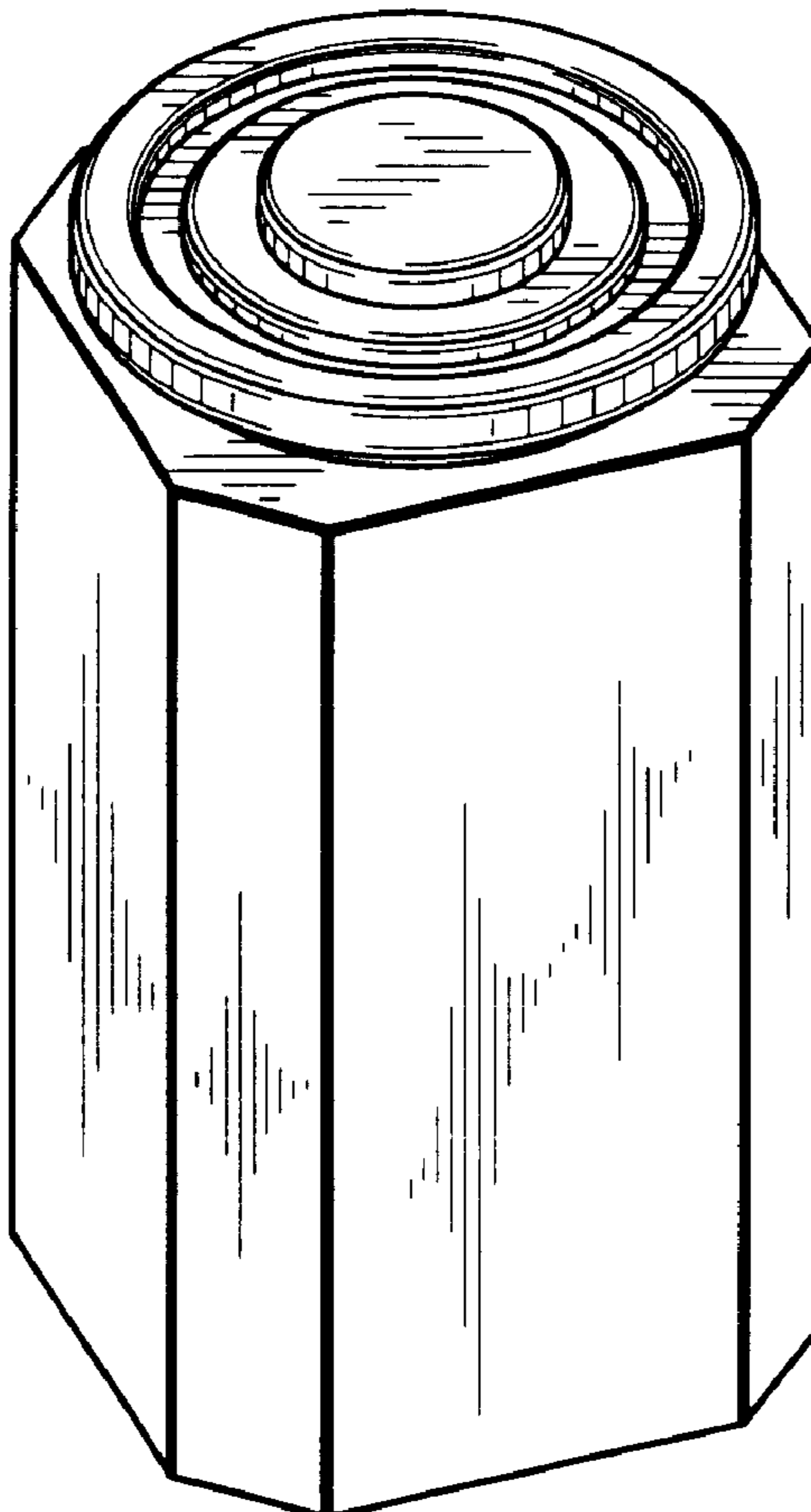


FIG. 1

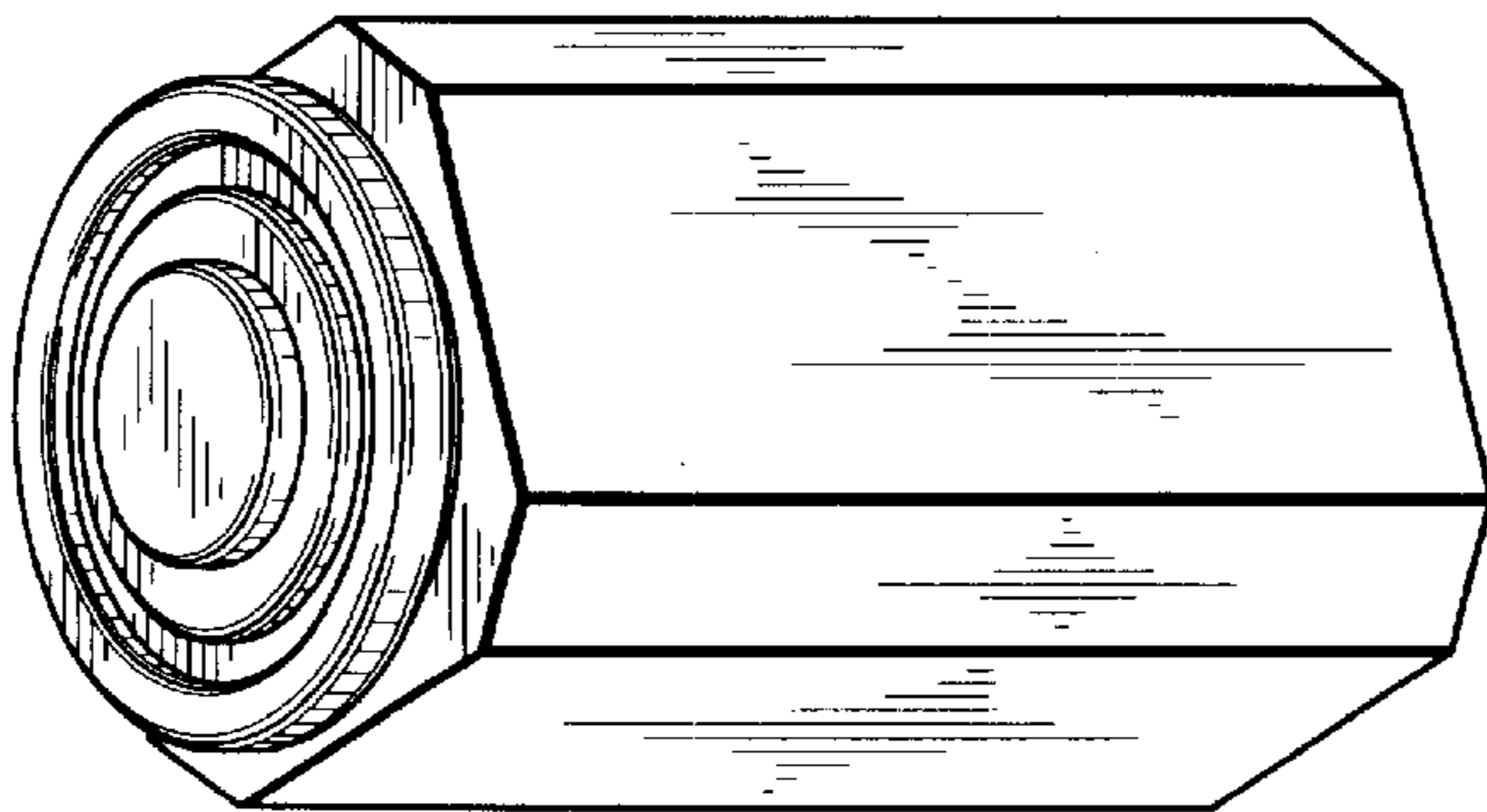


FIG. 2

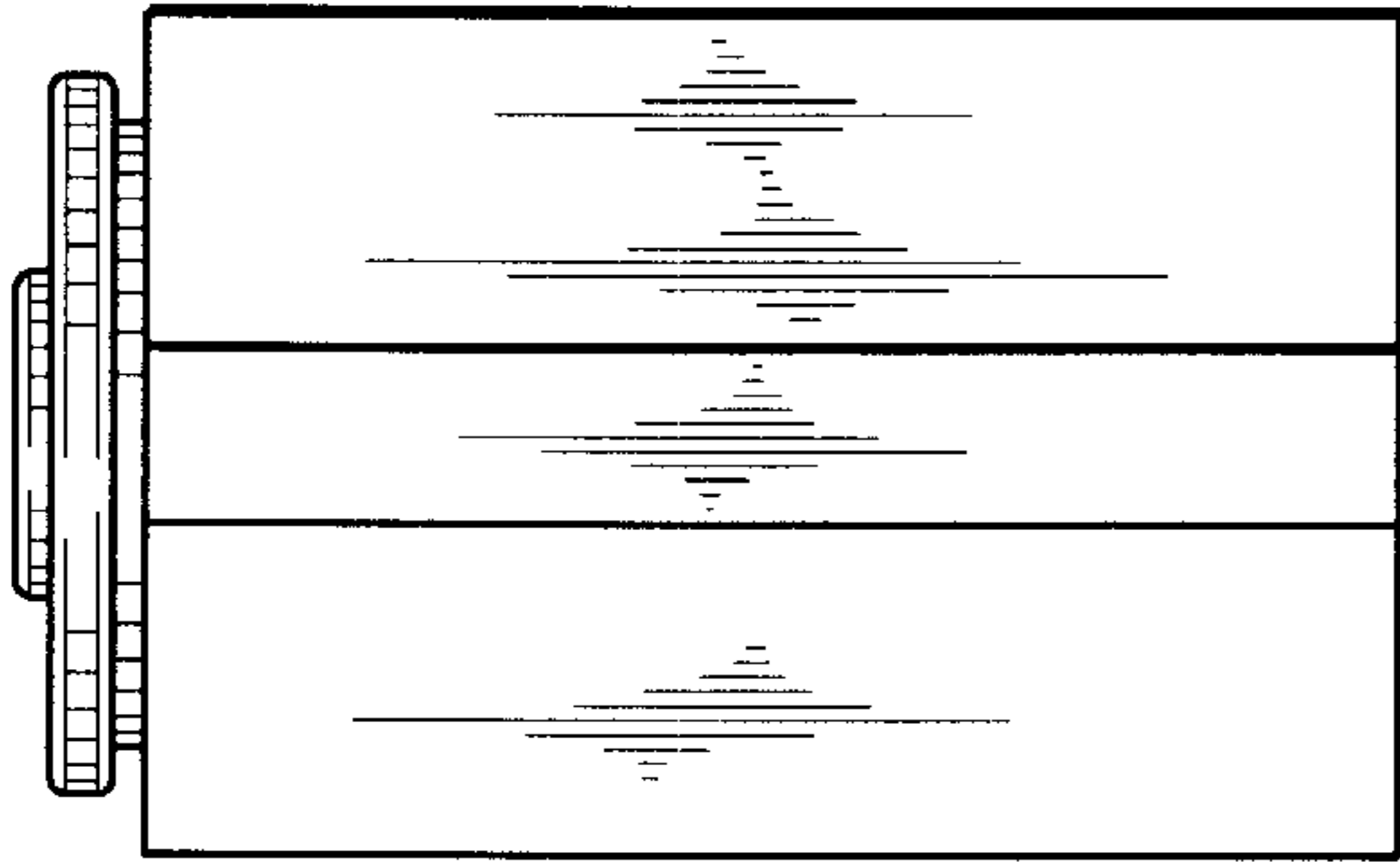


FIG. 3




FIG. 4

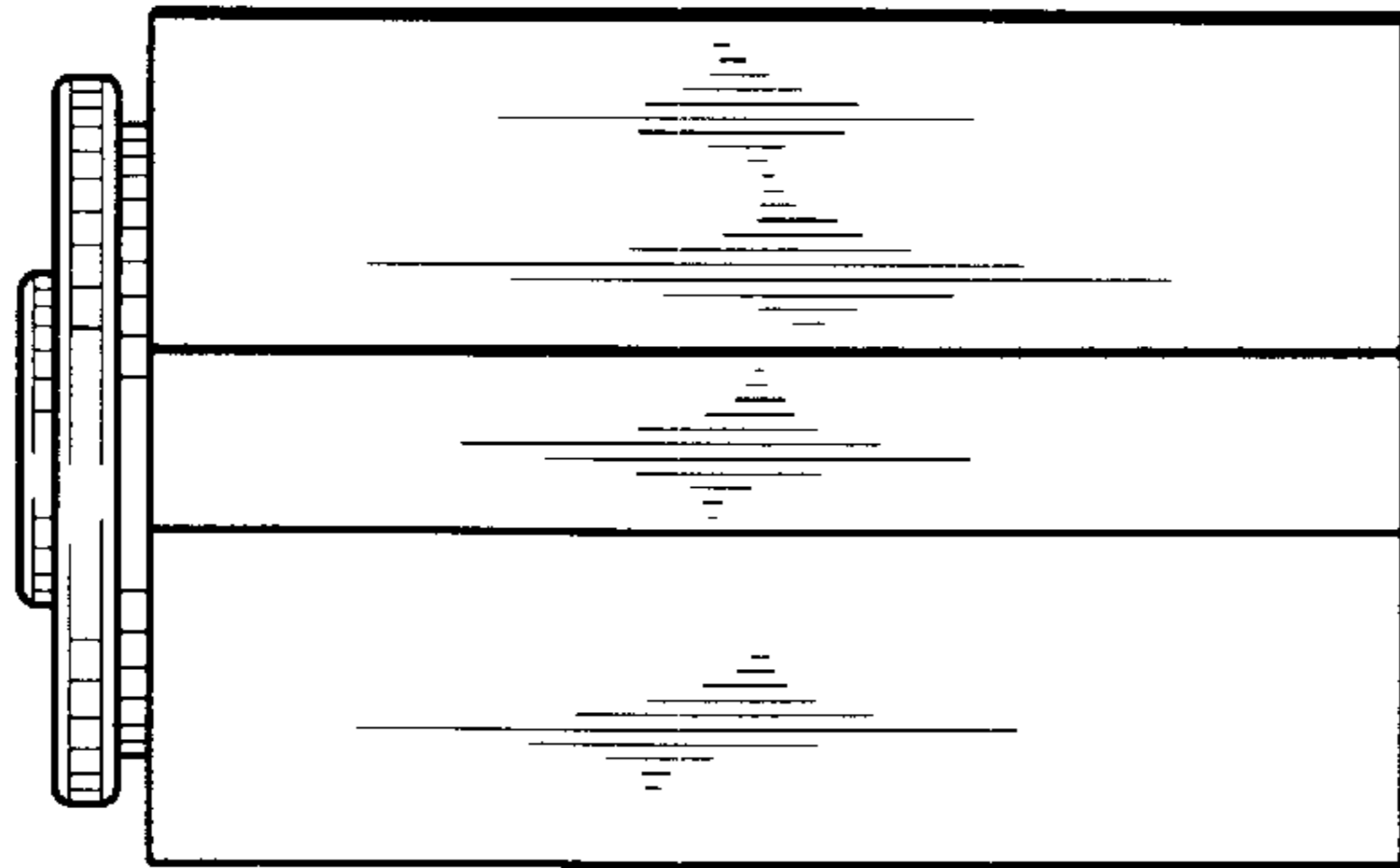


FIG. 5

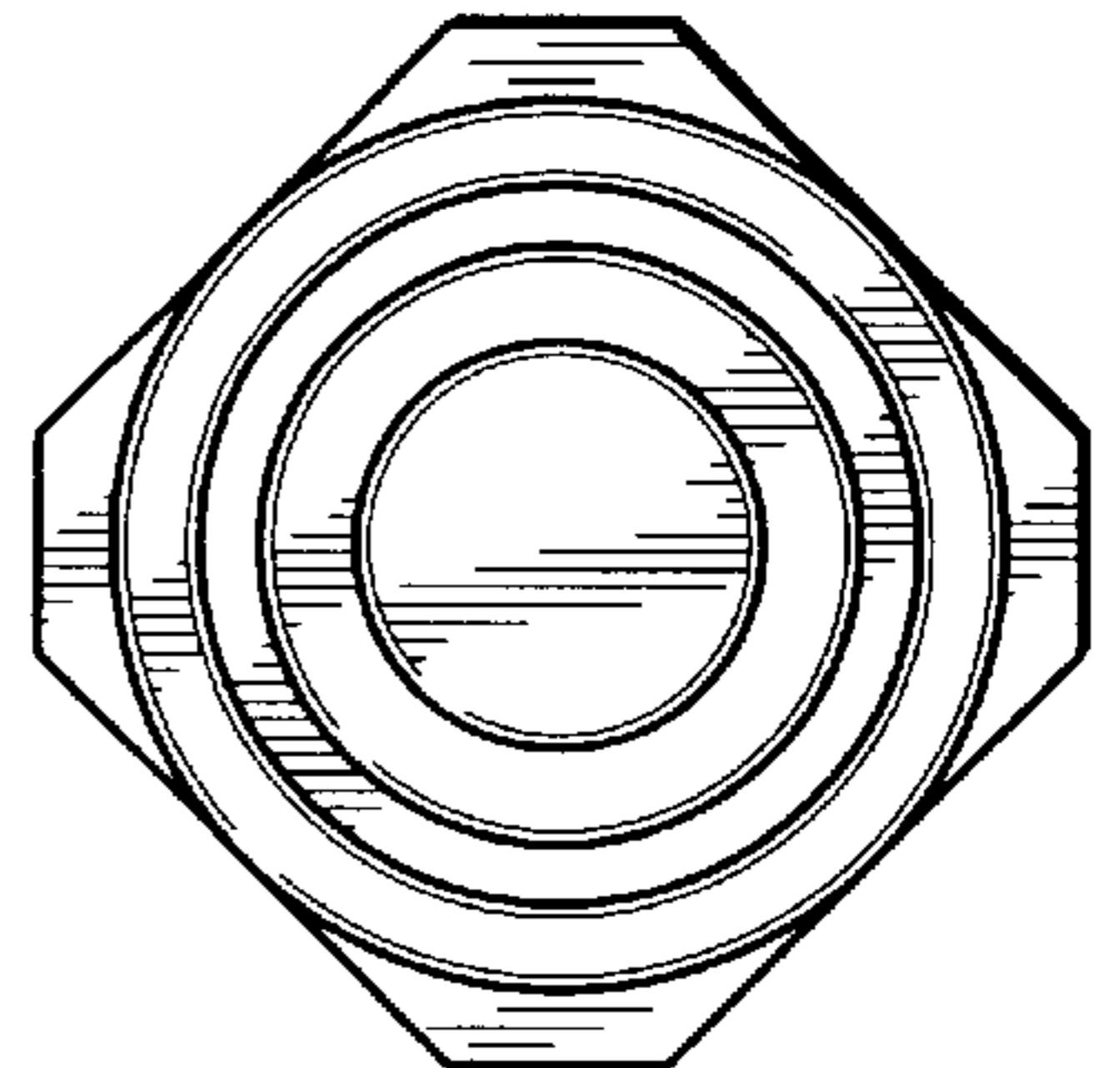


FIG. 6

