



US00D471513S

(12) **United States Design Patent**  
**Hirai**

(10) **Patent No.:** **US D471,513 S**

(45) **Date of Patent:** **\*\* Mar. 11, 2003**

(54) **TIRE FOR AUTOMOBILE**

JP 0882752 11/1993  
JP 0882845 11/1993

(75) Inventor: **Satoshi Hirai**, Kobe (JP)

**OTHER PUBLICATIONS**

(73) Assignee: **Sumitomo Rubber Industries, Ltd.**,  
Kobe (JP)

Continental Touring 2000 Tire, 200 Tread Design Guide,  
1/200, p. 21. 3/2.

(\*\*) Term: **14 Years**

Starfire Flite Line A/S Tire, 200 Tread Design Guide, 1/200,  
p. 66. 2/5.

(21) Appl. No.: **29/158,963**

Summit TLX Luxury Touring Tire, 200 Tread Design Guide,  
1/200, p. 67. 2/3.

(22) Filed: **Apr. 15, 2002**

Kumho Touring A/S 795 Tire, Top Left Illustration, Modern  
Tire Dealer Magazine, Aug. 1999, p. 64.

Japanese Office Action, Oct. 23, 2001.

**Related U.S. Application Data**

(63) Continuation of application No. 29/146,823, filed on Aug.  
17, 2001.

\* cited by examiner

(30) **Foreign Application Priority Data**

*Primary Examiner*—Robert M. Spear

Feb. 19, 2001 (JP) ..... 2001-003648

(74) *Attorney, Agent, or Firm*—Birch, Stewart, Kolasch &  
Birch, LLP

(51) **LOC (7) Cl.** ..... **12-15**

(57) **CLAIM**

(52) **U.S. Cl.** ..... **D12/588**

The ornamental design for a tire for automobile, as shown  
and described.

(58) **Field of Search** ..... D12/531, 579,  
D12/588, 594, 595, 600, 601, 900, 901;  
152/209.1, 209.12, 209.16, 209.17, 209.25,  
523, 524

**DESCRIPTION**

(56) **References Cited**

FIG. 1 is a front view of a tire for automobile showing my  
new design;

**U.S. PATENT DOCUMENTS**

5,240,053 A \* 8/1993 Baumhofer et al. ... 152/209.22  
D348,032 S \* 6/1994 Takada et al. .... D12/594  
D370,445 S \* 6/1996 Wakamatsu et al. .... D12/588  
D386,456 S \* 11/1997 Yukawa ..... D12/588

FIG. 2 is a top plan view thereof;

FIG. 3 is a left side view thereof;

FIG. 4 is a right side view thereof;

FIG. 5 is a perspective view thereof;

FIG. 6 is an enlarged cross-sectional view taken along line  
6—6 of FIG. 1; and,

FIG. 7 is an enlarged cross-sectional view taken along line  
7—7 of FIG. 1.

**FOREIGN PATENT DOCUMENTS**

JP 60-53315 12/1985

**1 Claim, 3 Drawing Sheets**

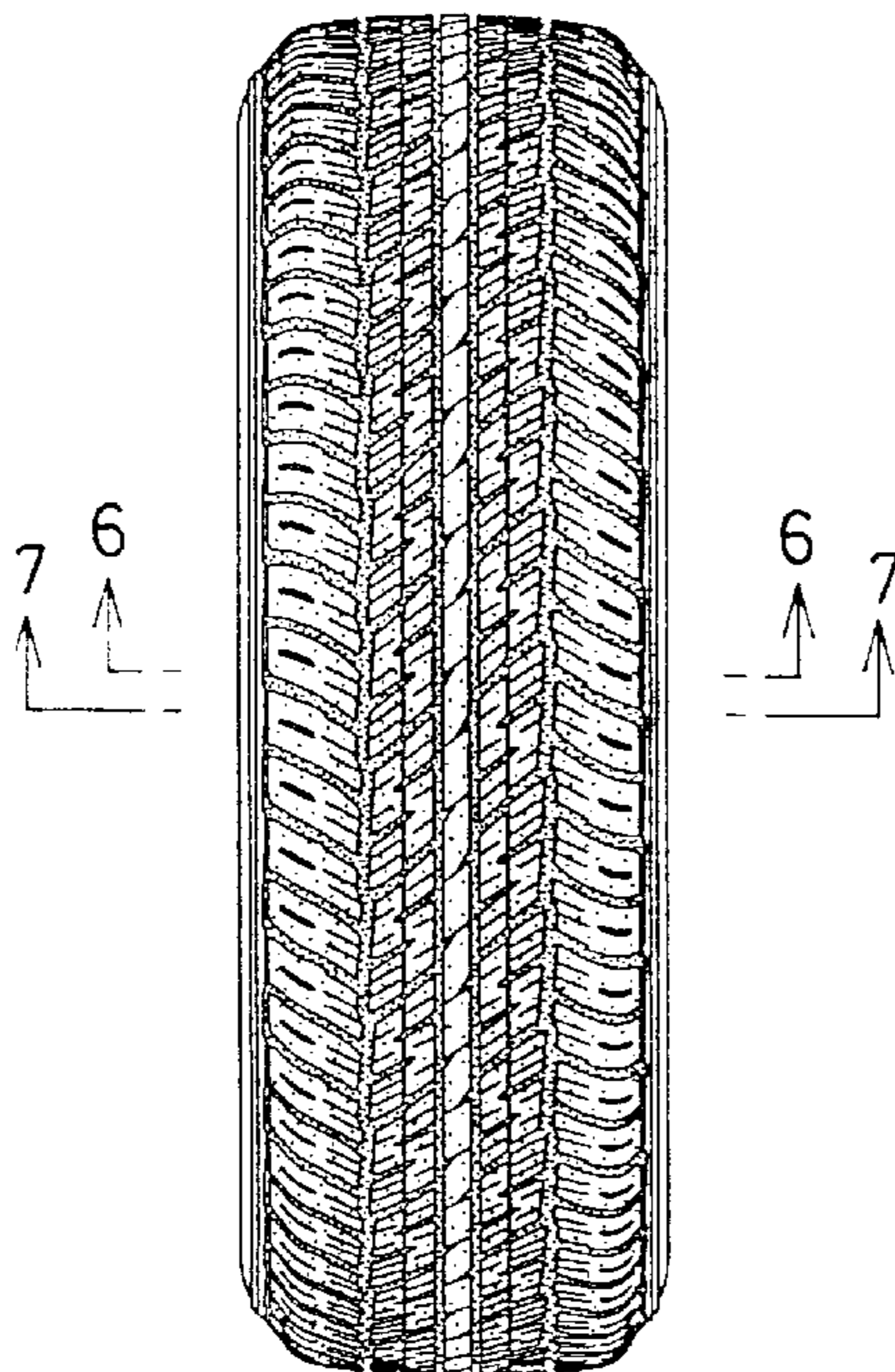


Fig. 1

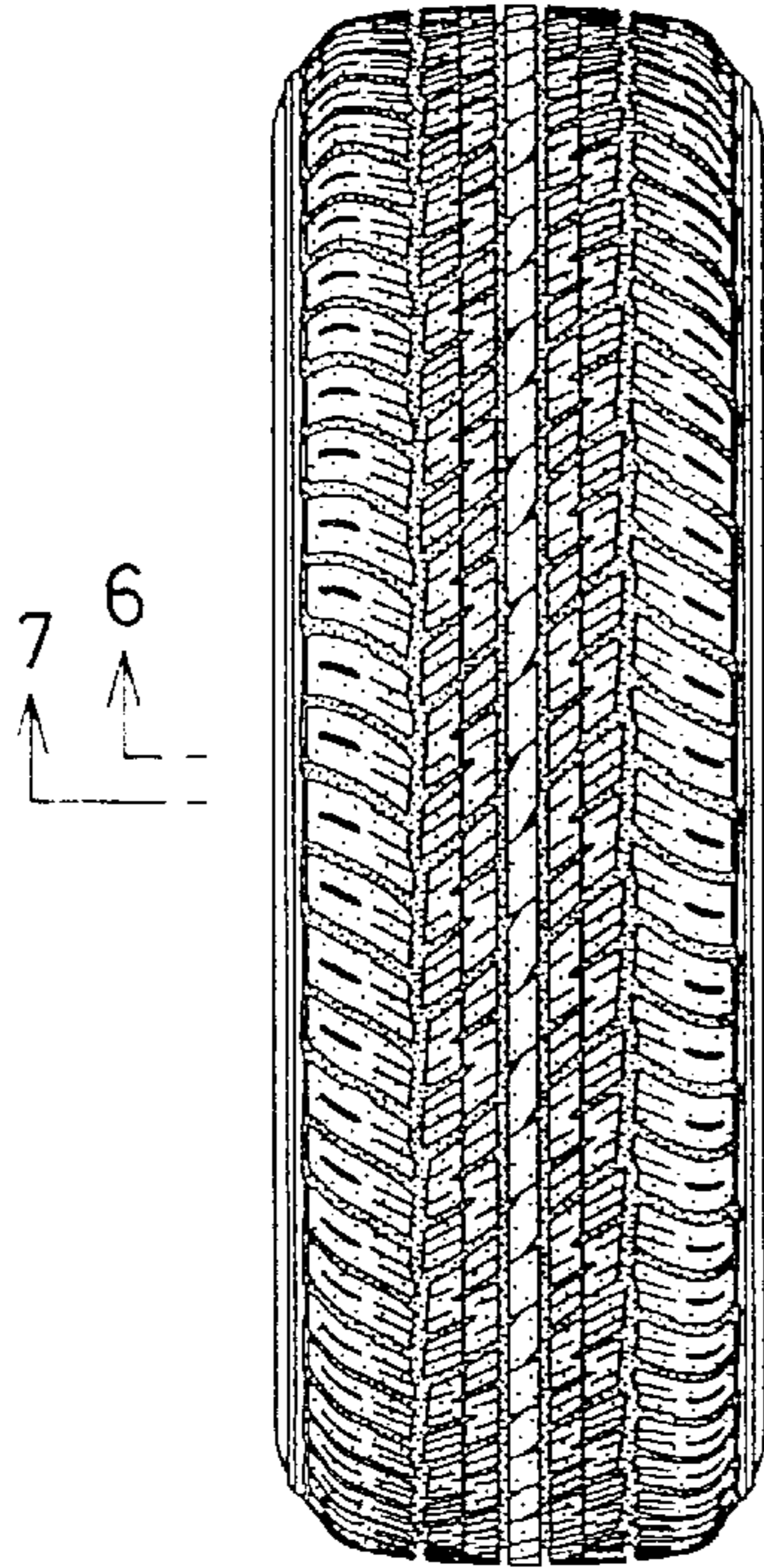


Fig. 2

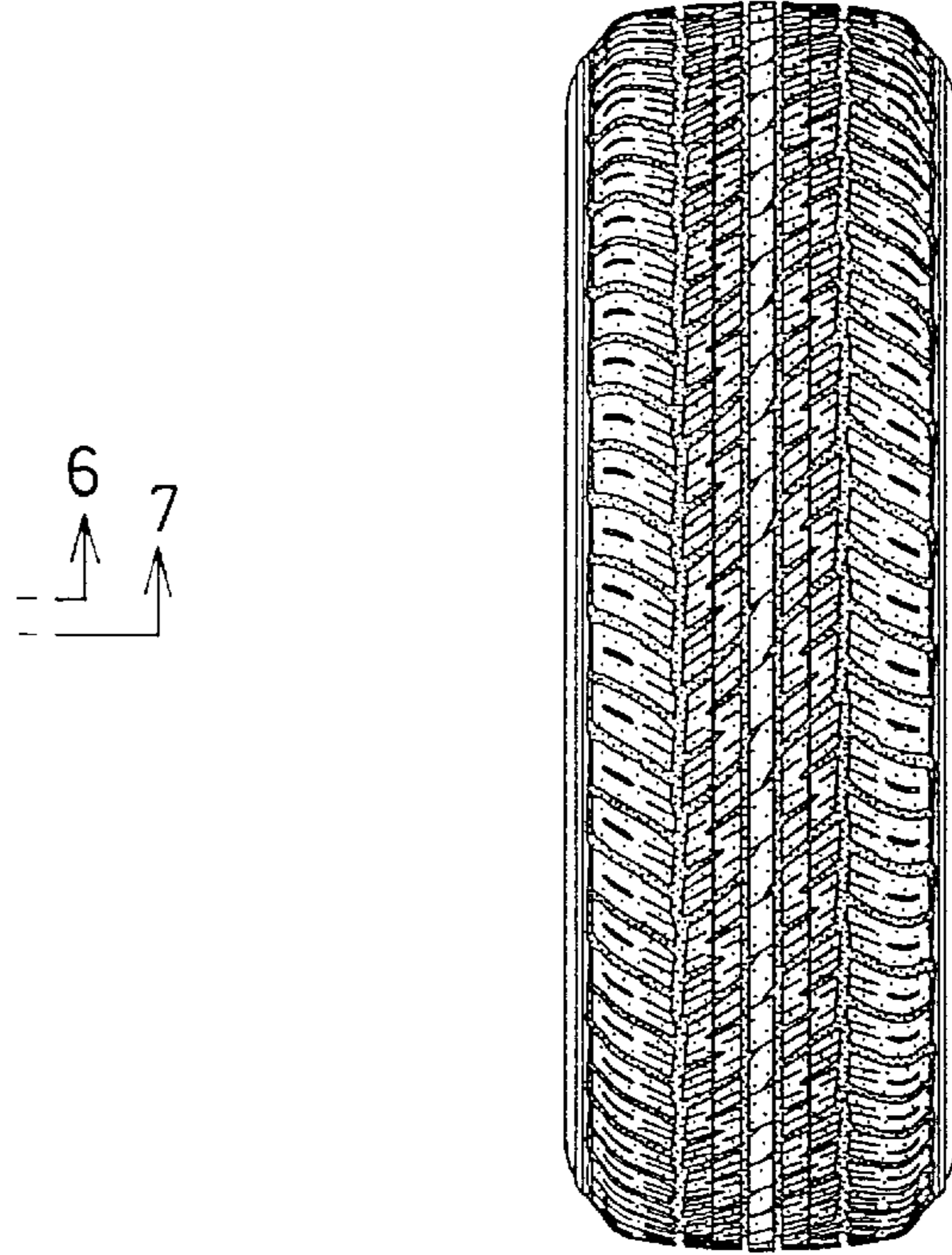


Fig. 3




Fig. 4




Fig. 5

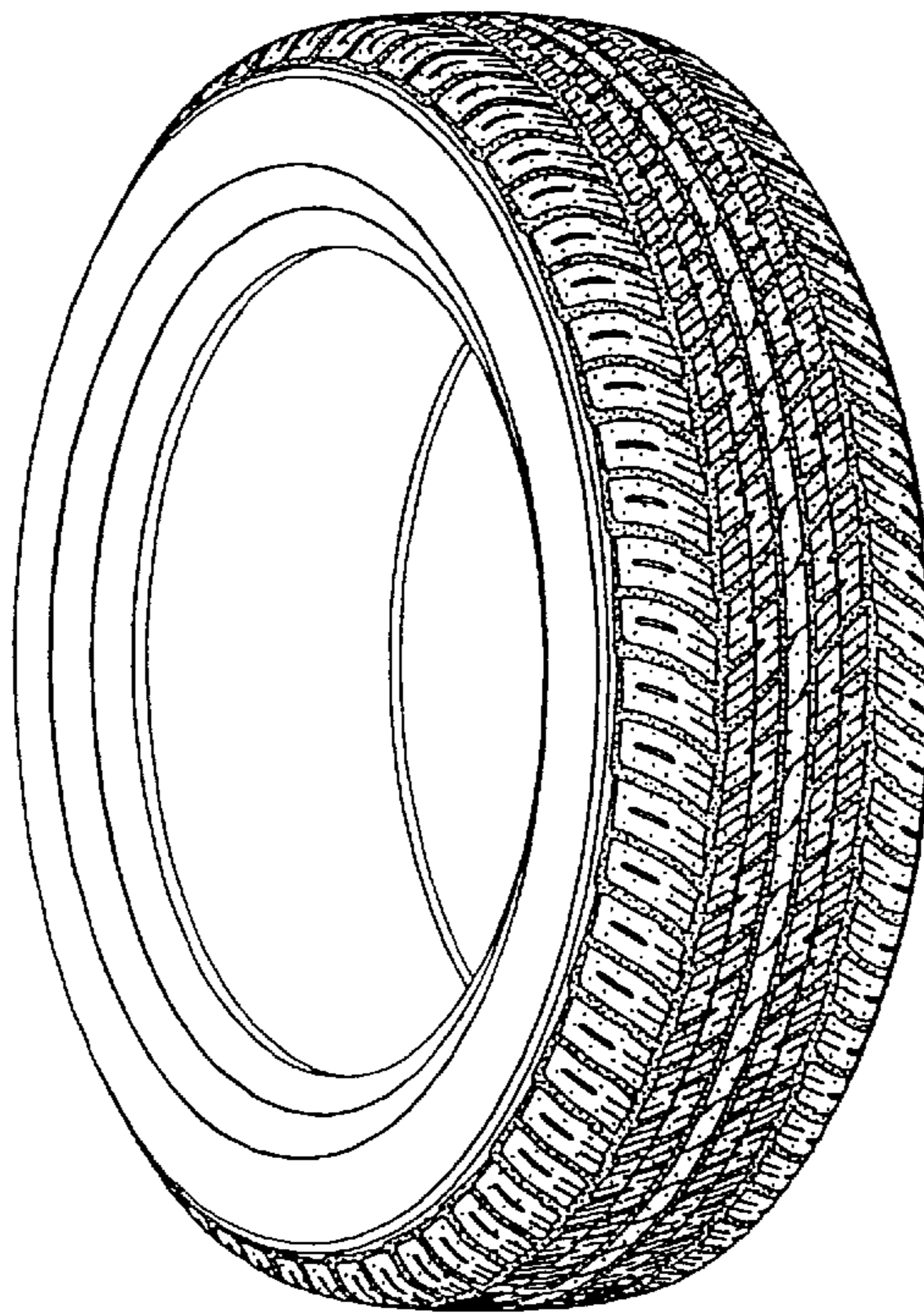


Fig. 6

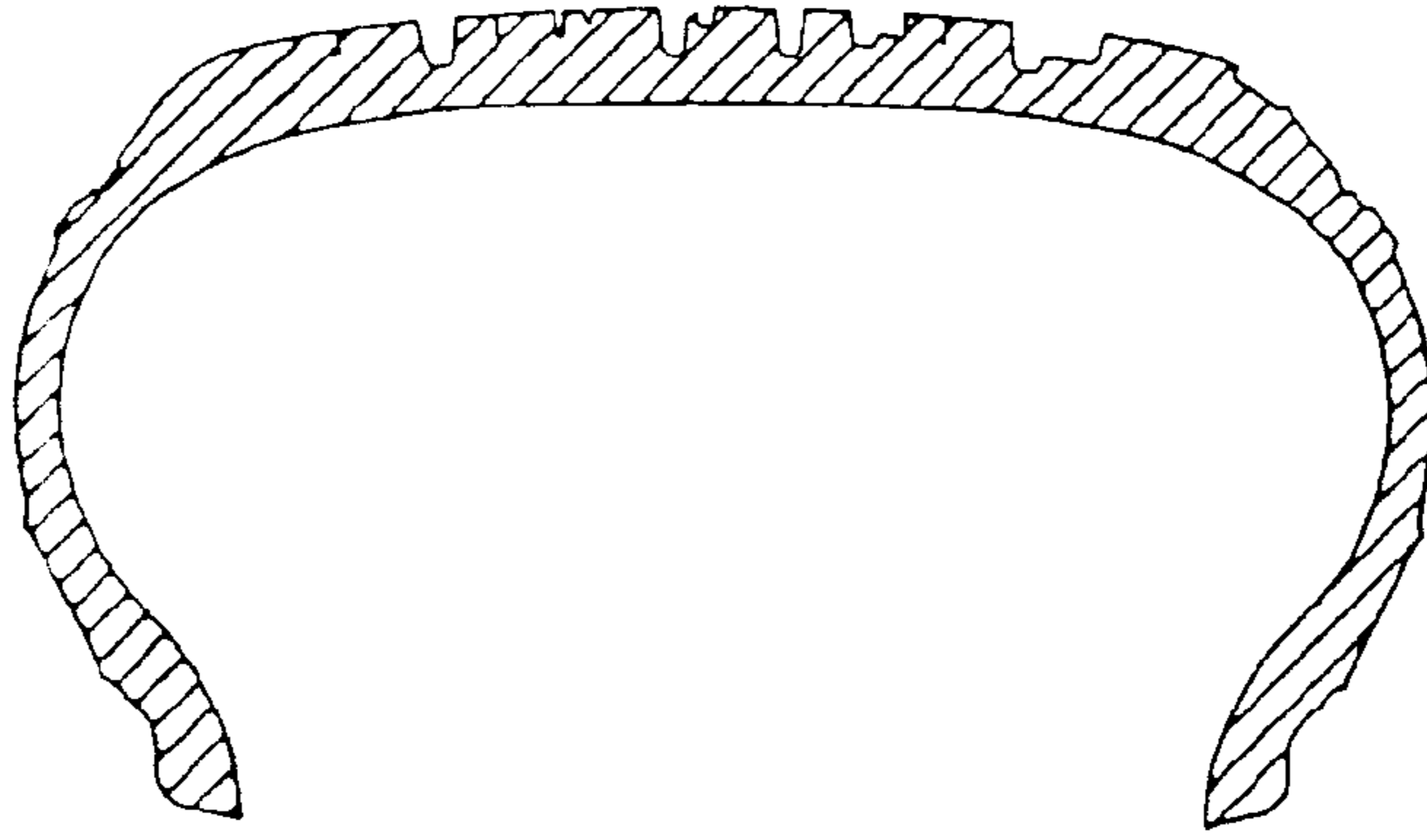


Fig. 7

