



US00D471510S

(12) **United States Design Patent**
Green

(10) **Patent No.:** **US D471,510 S**

(45) **Date of Patent:** **** Mar. 11, 2003**

(54) **TIRE TREAD**
(75) Inventor: **Michael L. Green**, St. Louis, MO (US)
(73) Assignee: **Tire Mart, Inc.**, St. Louis, MO (US)
(**) Term: **14 Years**

3,000,421 A	9/1961	Hack et al.	152/209.23
3,495,644 A	2/1970	Wittneben	152/209.19
3,736,971 A	6/1973	Paul et al.	152/525
D285,672 S	9/1986	Igarashi et al.	D12/558
D386,732 S	11/1997	Green	D12/563
D461,764 S	* 8/2002	Green	D12/563

(21) Appl. No.: **29/160,463**
(22) Filed: **May 10, 2002**

Related U.S. Application Data

(62) Division of application No. 29/149,114, filed on Oct. 3, 2001, now Pat. No. Des. 461,764.
(51) **LOC (7) Cl.** **12-15**
(52) **U.S. Cl.** **D12/563**
(58) **Field of Search** D12/512, 513, D12/544, 545, 557, 558, 563, 579, 580, 593, 602, 901; 152/209.1, 209.9, 209.12, 209.13, 209.22, 209.28

(56) **References Cited**

U.S. PATENT DOCUMENTS

2,150,107 A	3/1939	Shields	152/209.12
2,203,617 A	6/1940	Hale	152/209.12
2,241,227 A	5/1941	Wait et al.	152/209.15
2,403,309 A	7/1946	Smith	152/209.16
D145,348 S	8/1946	Bigelow	D12/557
D161,234 S	12/1950	Bigelow	D12/557
D161,235 S	12/1950	Bigelow	D12/544
D168,364 S	12/1952	Martin	D12/563

OTHER PUBLICATIONS

Firestone Rock Grip Excavator Tire, 2000 Tread Design Guide, Jan. 2000, p. 162. 2/5.

* cited by examiner

Primary Examiner—Robert M. Spear
(74) *Attorney, Agent, or Firm*—Blackwell Sanders Peper Martin LLP

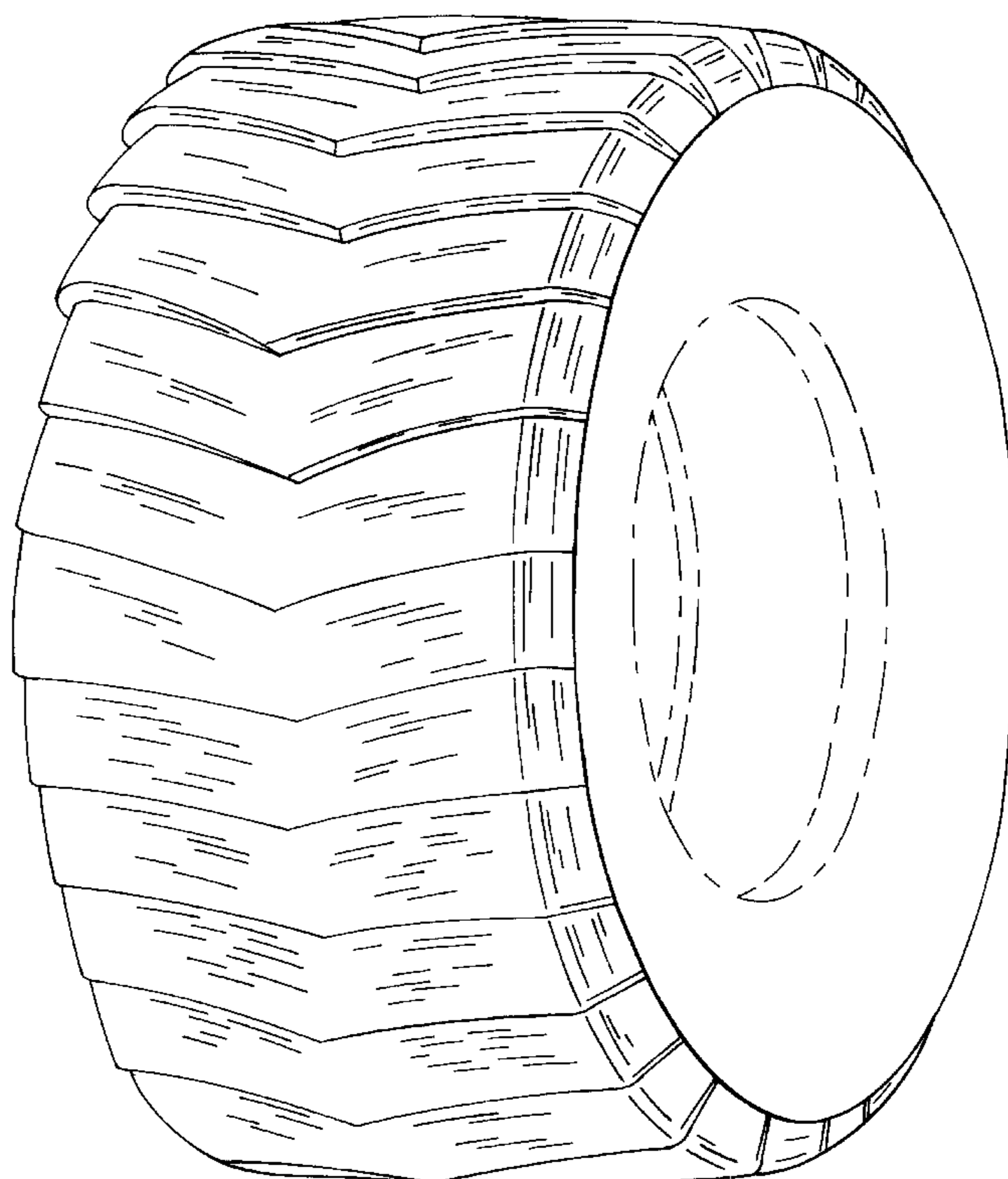
(57) **CLAIM**

The ornamental design for a tire tread, as shown and described.

DESCRIPTION

FIG. 1 is a perspective view of a tire tread, showing my new design, the design being repeated uniformly throughout the circumference of the tread;
FIG. 2 is an enlarged partial left side view thereof;
FIG. 3 is an enlarged partial right side view thereof; and,
FIG. 4 is an enlarged partial front elevational view of the design of FIG. 1.
Throughout the drawings lines drawn in phantom indicate a tire as environment for the new tire tread design and form no part of the claimed design.

1 Claim, 4 Drawing Sheets



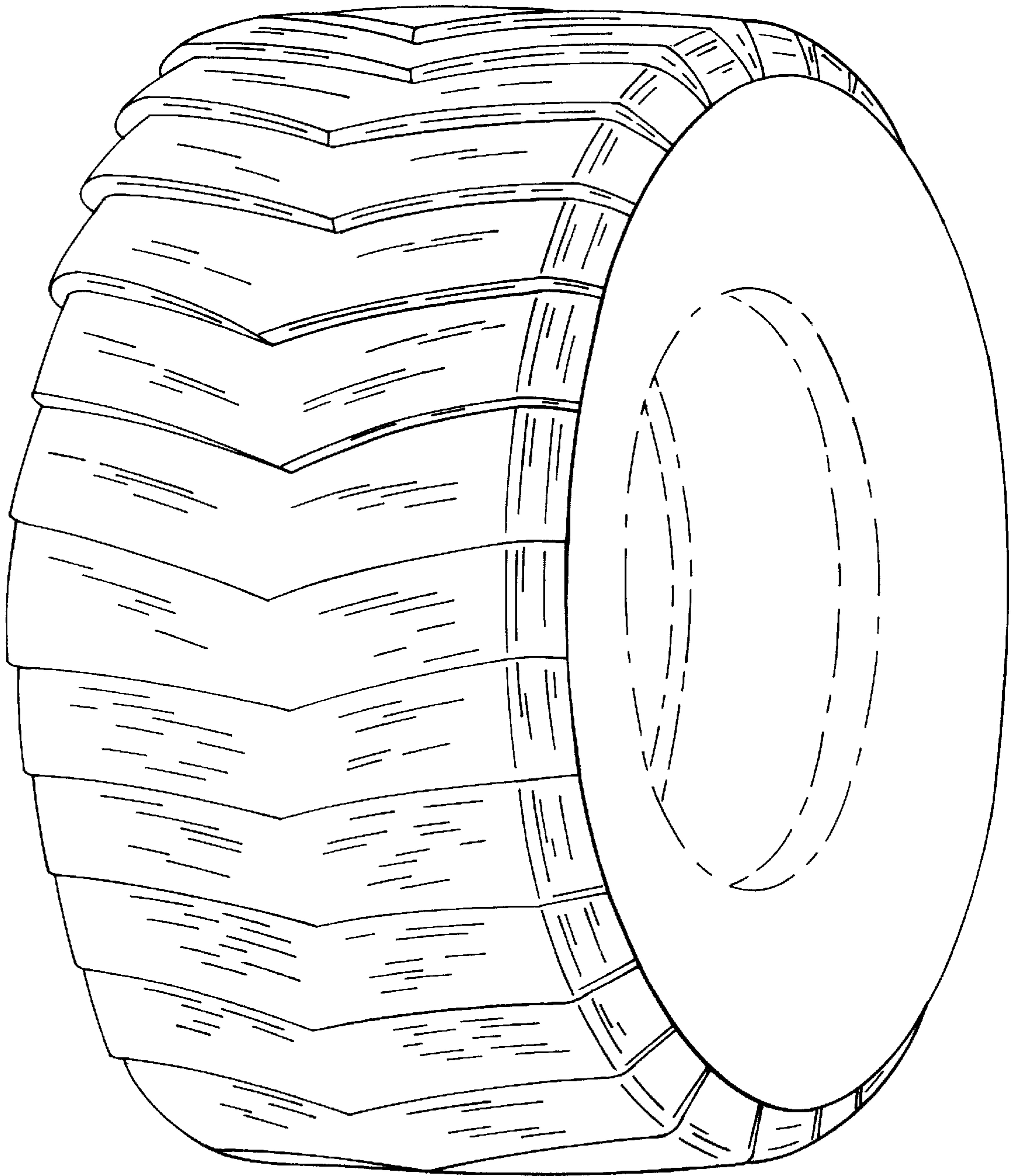


FIG. 1

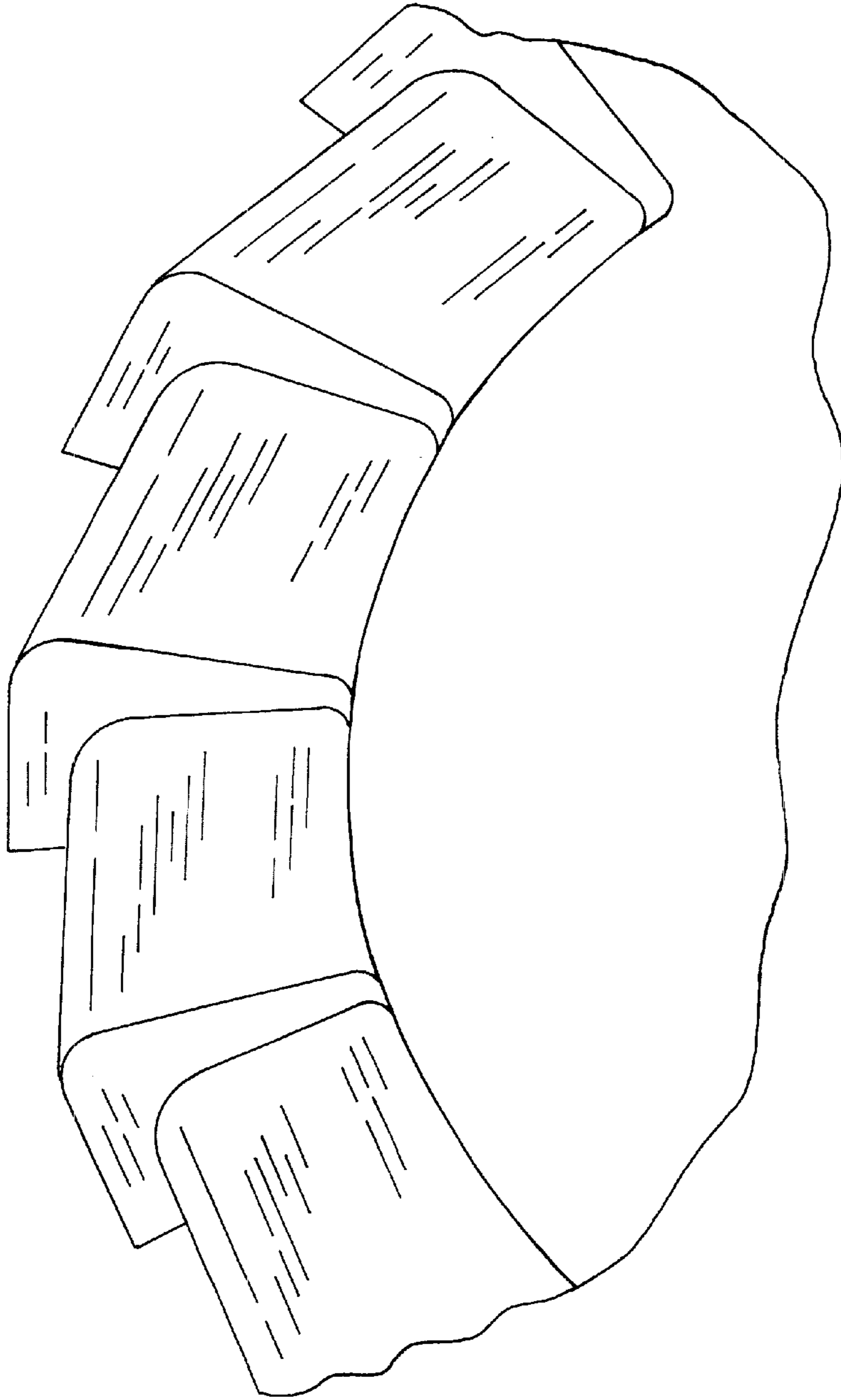


FIG. 2

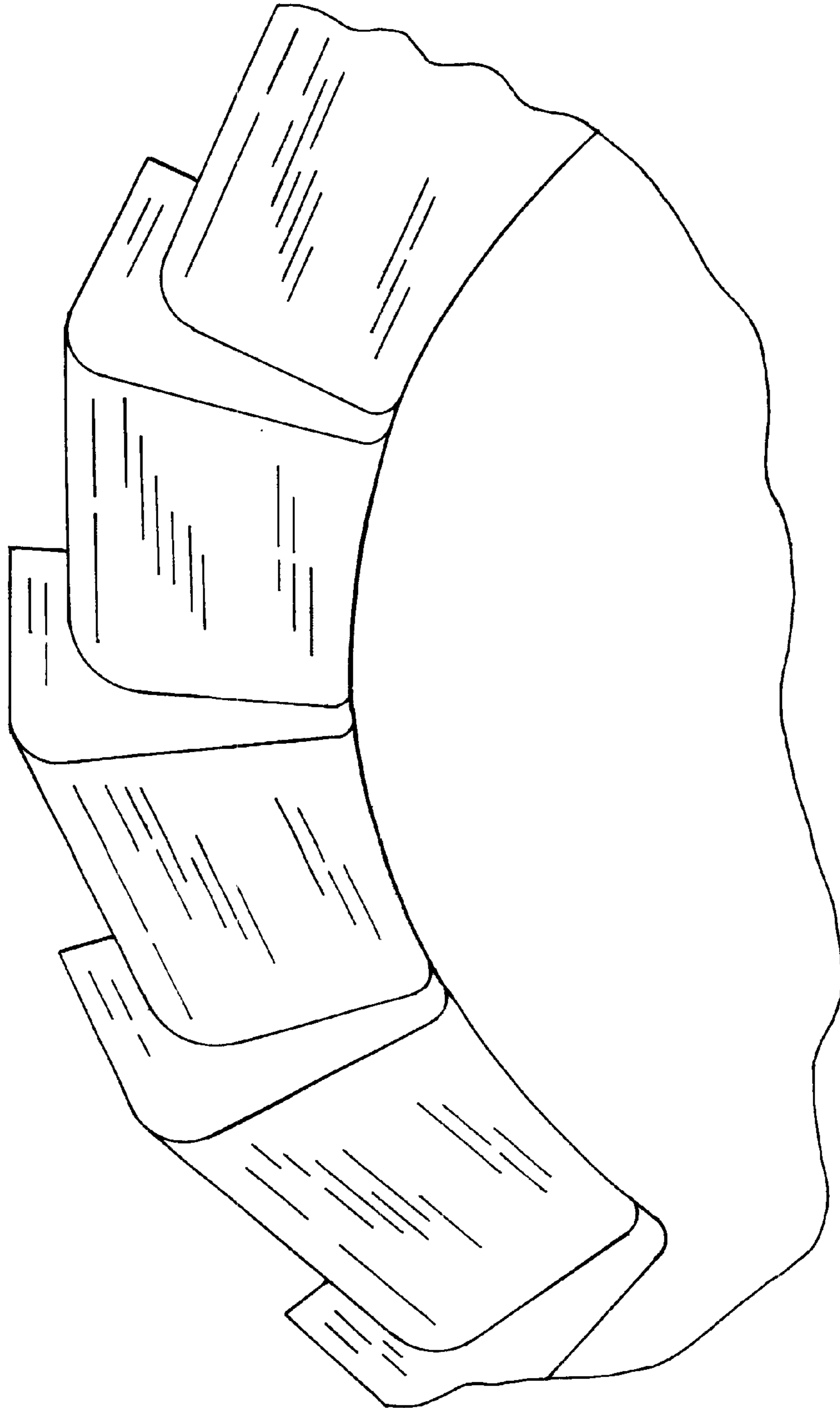


FIG. 3




FIG. 4