



US00D471508S

(12) **United States Design Patent**
Schifrin

(10) **Patent No.:** **US D471,508 S**

(45) **Date of Patent:** **** Mar. 11, 2003**

(54) **MAGNETIC ORNAMENT**

(76) **Inventor:** **Arthur Schifrin**, 1800 NE. 114th St.,
Miami, FL (US) 33181

(**) **Term:** **14 Years**

(21) **Appl. No.:** **29/161,350**

(22) **Filed:** **May 29, 2002**

(51) **LOC (7) Cl.** **12-16**

(52) **U.S. Cl.** **D12/400**

(58) **Field of Search** D12/400, 117;
D11/133, 157; D21/811, 812, 398; D20/11,
23; 472/57, 67-70, 81; D8/373; 428/15,
98-99; 446/491

(56) **References Cited**

U.S. PATENT DOCUMENTS

D373,303 S * 9/1996 Bailey D8/373

D388,832 S * 1/1998 Stiemert D20/11
D439,214 S * 3/2001 Cockerham et al. D12/400
6,241,620 B1 * 6/2001 Santa Cruz et al. 472/69
D451,048 S * 11/2001 Adams D11/133

* cited by examiner

Primary Examiner—Stacia Cadmus

(74) *Attorney, Agent, or Firm*—Lilling & Lilling PC

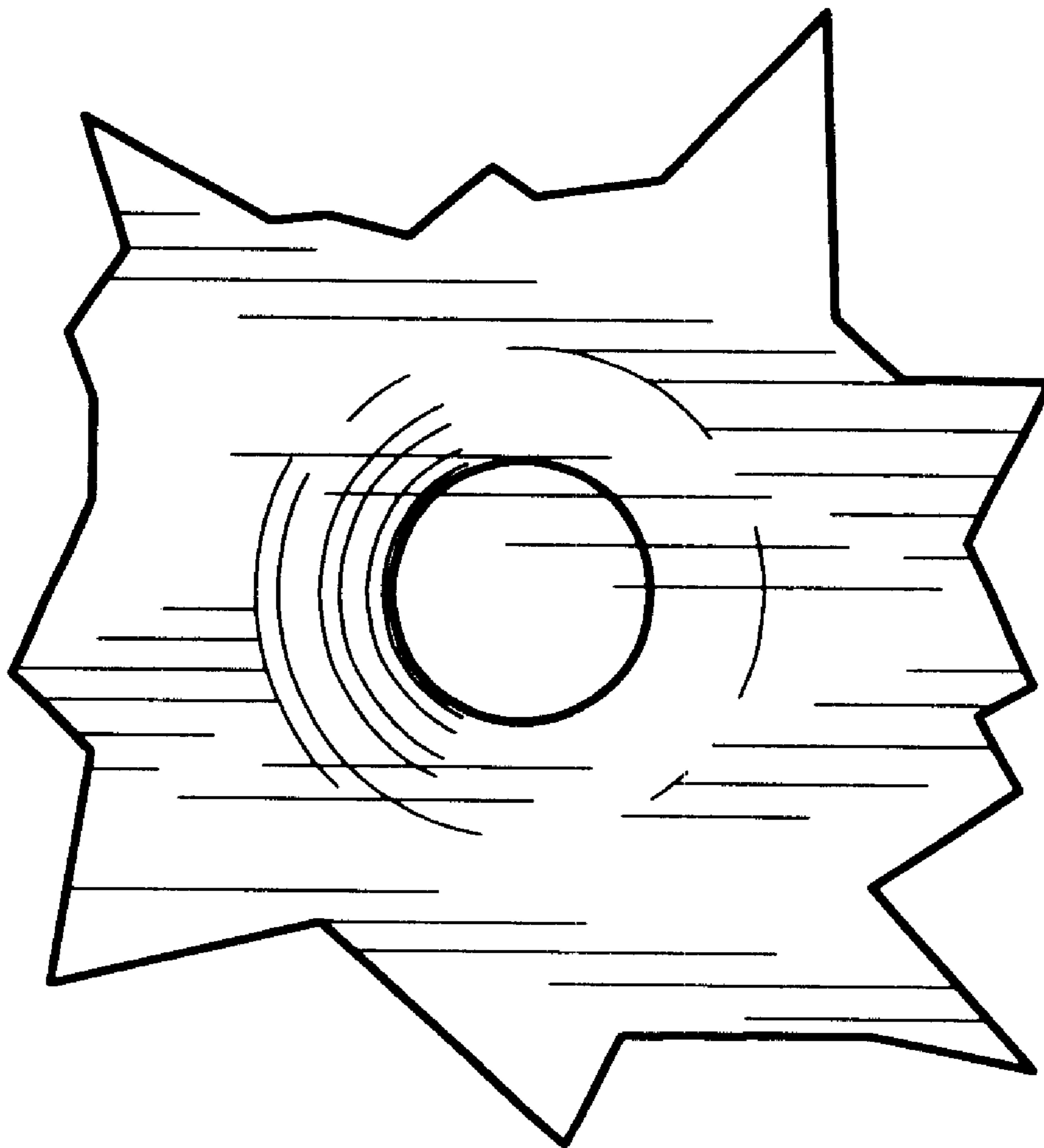
(57) **CLAIM**

The ornamental design for a magnetic ornament, as shown and described.

DESCRIPTION

FIG. 1 is a perspective view of a magnetic ornament showing my new design;
FIG. 2 is a top view thereof;
FIG. 3 is a side view thereof; and,
FIG. 4 is a bottom view thereof.

1 Claim, 1 Drawing Sheet



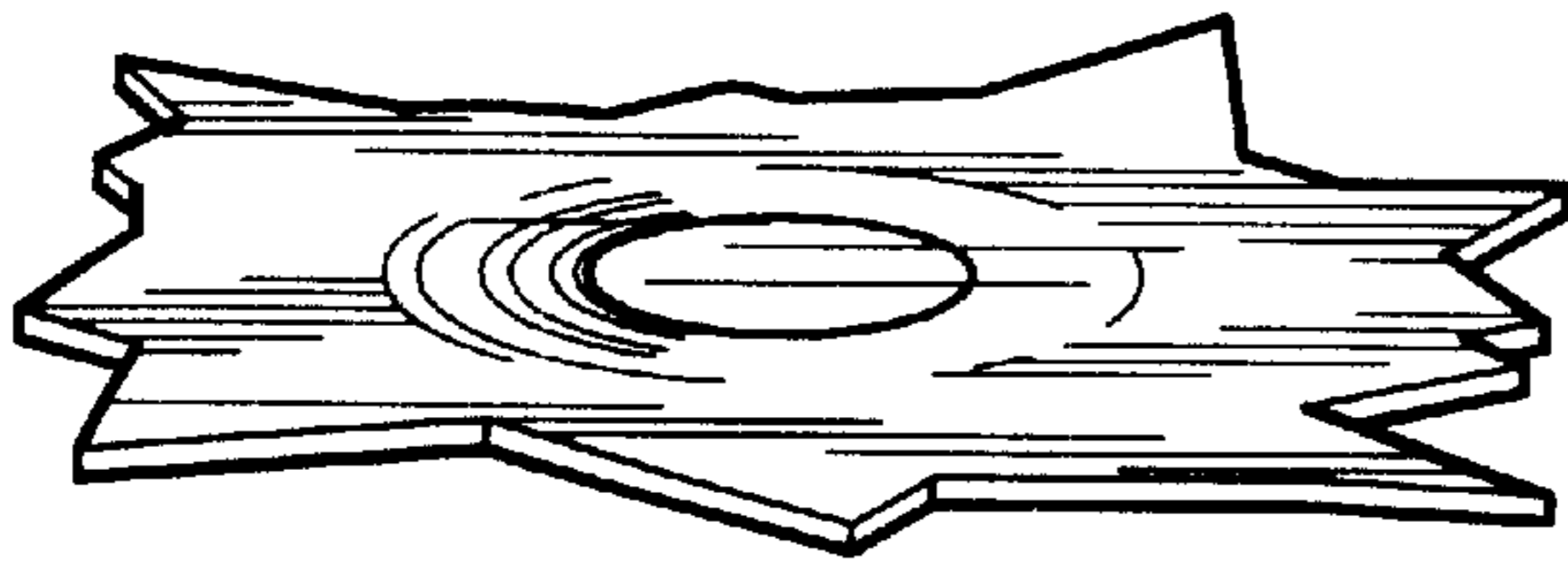


FIG. 1

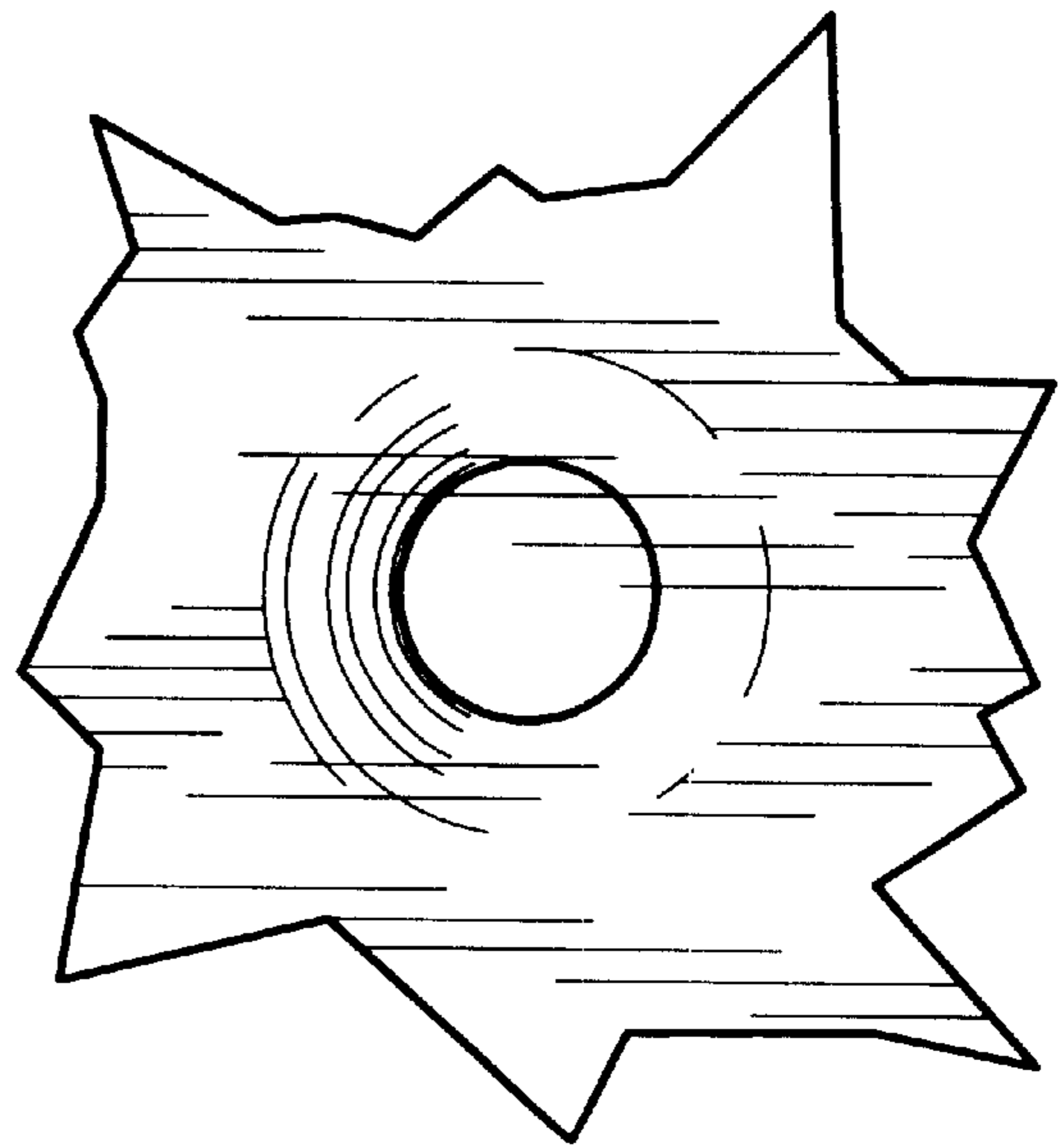


FIG. 2




FIG. 3




FIG. 4