



US00D471498S

(12) **United States Design Patent**
Inukai et al.

(10) **Patent No.:** **US D471,498 S**

(45) **Date of Patent:** **** Mar. 11, 2003**

(54) **REAR FENDER FOR A TRUCK**

(75) Inventors: **Kenichi Inukai**, Aichi-ken (JP);
Yusuke Fukushima, Tokyo (JP)

(73) Assignee: **Toyota Jidosha Kabushiki Kaisha (JP)**

(**) Term: **14 Years**

(21) Appl. No.: **29/161,361**

(22) Filed: **May 28, 2002**

(30) **Foreign Application Priority Data**

Feb. 5, 2002 (JP) 2002-002694

(51) **LOC (7) Cl.** **12-16**

(52) **U.S. Cl.** **D12/196; D12/184**

(58) **Field of Search** D12/184, 196,
D12/98, 93; 296/183, 186, 190; 280/848,
152.1, 153.1

(56) **References Cited**

U.S. PATENT DOCUMENTS

D369,991 S * 5/1996 Hunter et al. D12/98
D405,392 S * 2/1999 Allen D12/98

D419,920 S * 2/2000 Kondo et al. D12/98
D455,372 S * 4/2000 Myles et al. D12/98
D424,493 S * 5/2000 Waldeck D12/196

* cited by examiner

Primary Examiner—Melody N. Brown

(74) *Attorney, Agent, or Firm*—Saidman DesignLaw Group

(57) **CLAIM**

The ornamental design for a rear fender for a truck, as shown and described.

DESCRIPTION

FIG. 1 is a rear and side perspective view of a rear fender for a truck showing our new design;

FIG. 2 is a front and side perspective view thereof;

FIG. 3 is a side view thereof;

FIG. 4 is a top view thereof; and,

FIG. 5 is a rear view thereof.

The claimed design is indicated by the relatively darkened portions in FIGS. 1—5, while the relatively light portions thereof are environmental and form no part of the claimed design.

1 Claim, 2 Drawing Sheets





FIG. 1




FIG. 2




FIG. 3




FIG. 4




FIG. 5