



US00D471493S

(12) **United States Design Patent**  
**Newton**

(10) **Patent No.:** **US D471,493 S**

(45) **Date of Patent:** **\*\* Mar. 11, 2003**

(54) **VEHICLE REAR BUMPER**

D452,669 S \* 1/2002 Yokomaka ..... D12/169  
D452,670 S \* 1/2002 Ishii et al. .... D12/169

(75) Inventor: **Raymond J. Newton**, Westminster, CA (US)

**OTHER PUBLICATIONS**

(73) Assignee: **Pteazer, Inc.**, Westminster, CA (US)

Brochure —*Chrysler 2001 PT Cruiser Accessories from Mopar*, © 2000 DaimlerChrysler Corporation.

(\*\*) Term: **14 Years**

\* cited by examiner

(21) Appl. No.: **29/162,391**

*Primary Examiner*—Melody N. Brown

(22) Filed: **Jun. 14, 2002**

(57) **CLAIM**

**Related U.S. Application Data**

The ornamental design for a vehicle rear bumper, substantially as shown and described.

(62) Division of application No. 29/142,508, filed on May 25, 2001.

**DESCRIPTION**

(51) **LOC (7) Cl.** ..... **12-16**

FIG. 1 is a perspective view of a vehicle rear bumper, it being understood the vehicle shown fitting the bumper is for illustrative purposes only and forms no part of the claimed design;

(52) **U.S. Cl.** ..... **D12/169**

FIG. 2 is a front view thereof with dual exhaust outlets;

(58) **Field of Search** ..... D12/169, 196, D12/90-92; 296/180.1, 180.2; 293/102, 113, 115, 120

FIG. 3 is a rear view thereof;

FIG. 4 is a bottom view;

(56) **References Cited**

FIG. 5 is a top view;


**U.S. PATENT DOCUMENTS**

FIG. 6 is a left side view thereof; and,

FIG. 7 is a right side view thereof.

D427,955 S \* 7/2000 Sacco et al. .... D12/169  
D440,191 S \* 4/2001 Pfeiffer et al. .... D12/169

**1 Claim, 2 Drawing Sheets**








FIG. 1




FIG. 2




FIG. 3



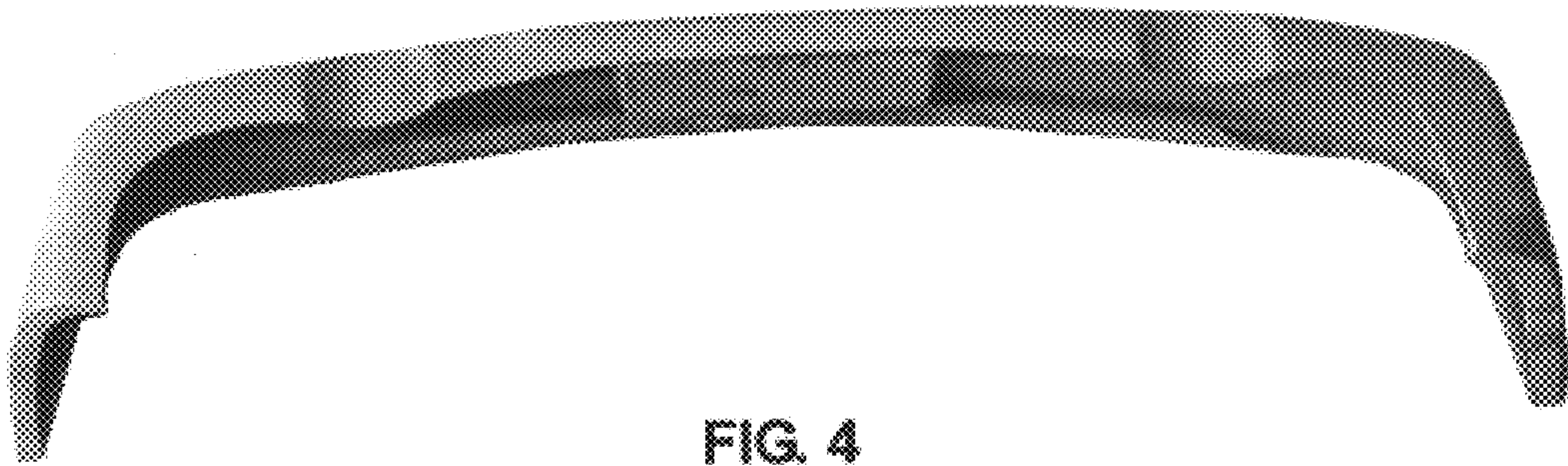


FIG. 4




FIG. 5




FIG. 6




FIG. 7