



US00D471488S

(12) **United States Design Patent**
Nykoluk

(10) **Patent No.:** **US D471,488 S**

(45) **Date of Patent:** **** Mar. 11, 2003**

(54) **ZIPPER PULL**

(75) **Inventor:** **Cory O. Nykoluk, St. Louis, MO (US)**

(73) **Assignee:** **TRG Accessories, L.L.C., St. Louis, MO (US)**

(**) **Term:** **14 Years**

(21) **Appl. No.:** **29/156,462**

(22) **Filed:** **Mar. 1, 2002**

(51) **LOC (7) Cl.** **02-07**

(52) **U.S. Cl.** **D11/221**

(58) **Field of Search** **D11/200, 221;**
264/252; 24/415-417, 419, 421, 427-431,
381

(56) **References Cited**

U.S. PATENT DOCUMENTS

- 4,358,944 A * 11/1982 Stoffel 70/457
- D303,361 S * 9/1989 Mimami D11/221
- D303,362 S * 9/1989 Minami D11/221

- D303,509 S * 9/1989 Minami D11/221
- D307,403 S * 4/1990 Asahi D11/221
- D349,263 S * 8/1994 Mukai D11/221
- D435,486 S * 12/2000 Odgard D11/221

* cited by examiner

Primary Examiner—Ralf Seifert

(74) *Attorney, Agent, or Firm*—Lewis, Rice & Fingersh, L.C.


(57) **CLAIM**

The ornamental design for a zipper pull, as shown and described.

DESCRIPTION

FIG. 1 is a front view of the zipper pull of the invention, the rear view being a mirror image thereof; FIG. 2 is a top view of the zipper pull of FIG. 1; FIG. 3 is a bottom view of the zipper pull of FIG. 1; FIG. 4 is a right side view of the zipper pull of FIG. 1 the left side view being a mirror image thereof; and, FIG. 5 is a perspective view of the zipper pull of FIG. 1.

1 Claim, 5 Drawing Sheets






FIG. 1




FIG. 2




FIG. 3




FIG. 4




FIG. 5