



US00D471471S

(12) **United States Design Patent**
Fu et al.

(10) **Patent No.:** **US D471,471 S**

(45) **Date of Patent:** **** Mar. 11, 2003**

(54) **WRISTWORN TIMEPIECE**

(75) Inventors: **Tsang Man Fu**, Hong Kong (HK);
Yeung Yat Cheun, Hong Kong (HK)

(73) Assignee: **Timex Group B.V.** (NL)

(**) Term: **14 Years**

(21) Appl. No.: **29/153,885**

(22) Filed: **Nov. 9, 2001**

(51) **LOC (7) Cl.** **10-02**

(52) **U.S. Cl.** **D10/32**

(58) **Field of Search** D10/1-40, 122-132;
368/41-44, 82-84, 28-30, 239-242, 276-277,
280-282, 285

(56) **References Cited**

U.S. PATENT DOCUMENTS

- D123,888 S * 12/1940 Koven D10/32
- D262,527 S * 1/1982 Goldberg D11/2
- 4,466,742 A * 8/1984 Lemelson 368/10
- D320,167 S * 9/1991 Imai D10/40

- D362,809 S * 10/1995 Sigmund D10/38
- D413,531 S * 9/1999 Philippe D10/32
- D419,079 S * 1/2000 Rodkey D10/31

* cited by examiner

Primary Examiner—Nelson C. Holtje

(74) *Attorney, Agent, or Firm*—Carmody & Torrance LLP

(57) **CLAIM**

The ornamental design for a wristworn timepiece, as shown and described.

DESCRIPTION

FIG. 1 is a top plan view of a wristworn timepiece showing our new design;

FIG. 2 is a bottom plan view;

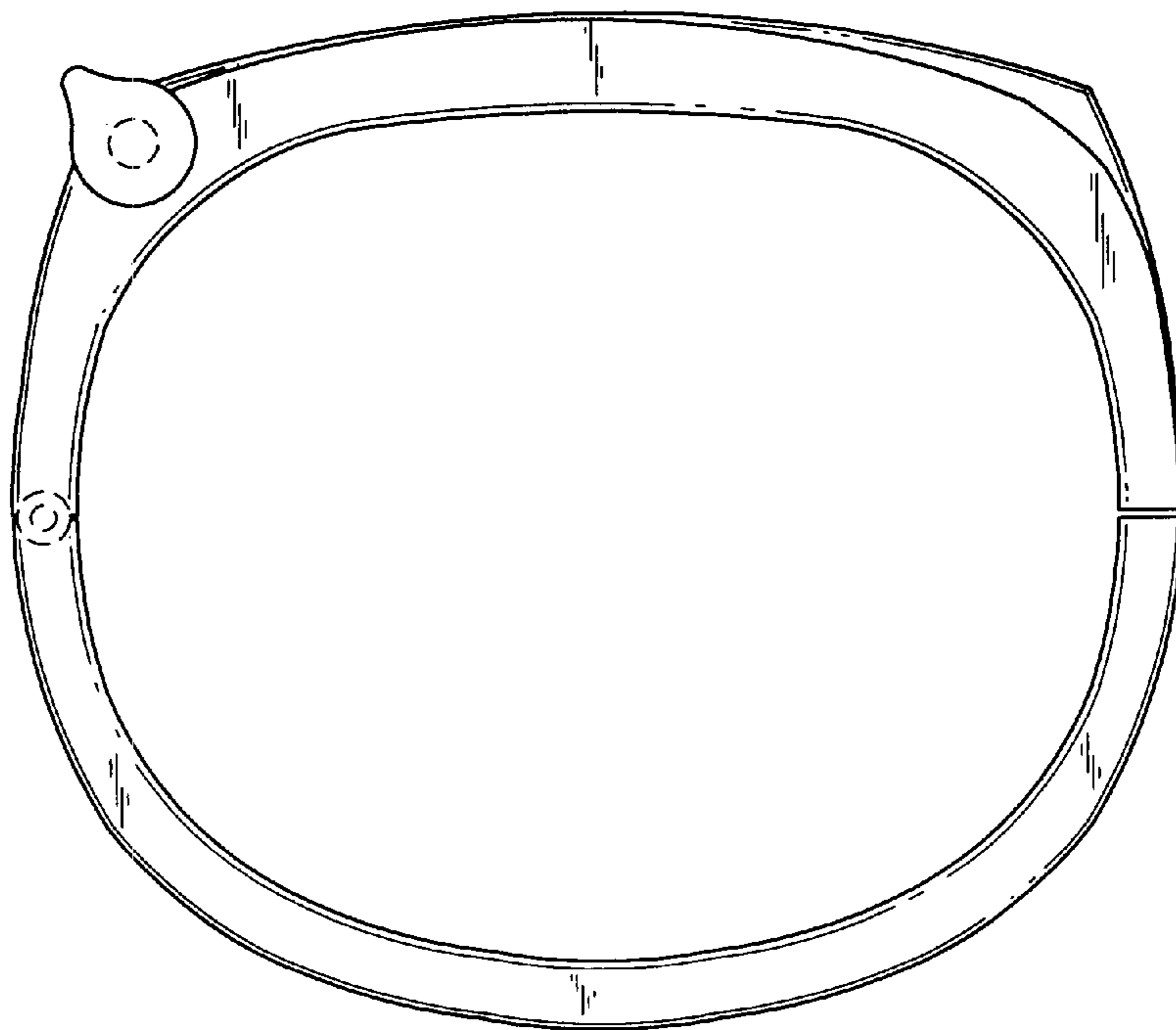
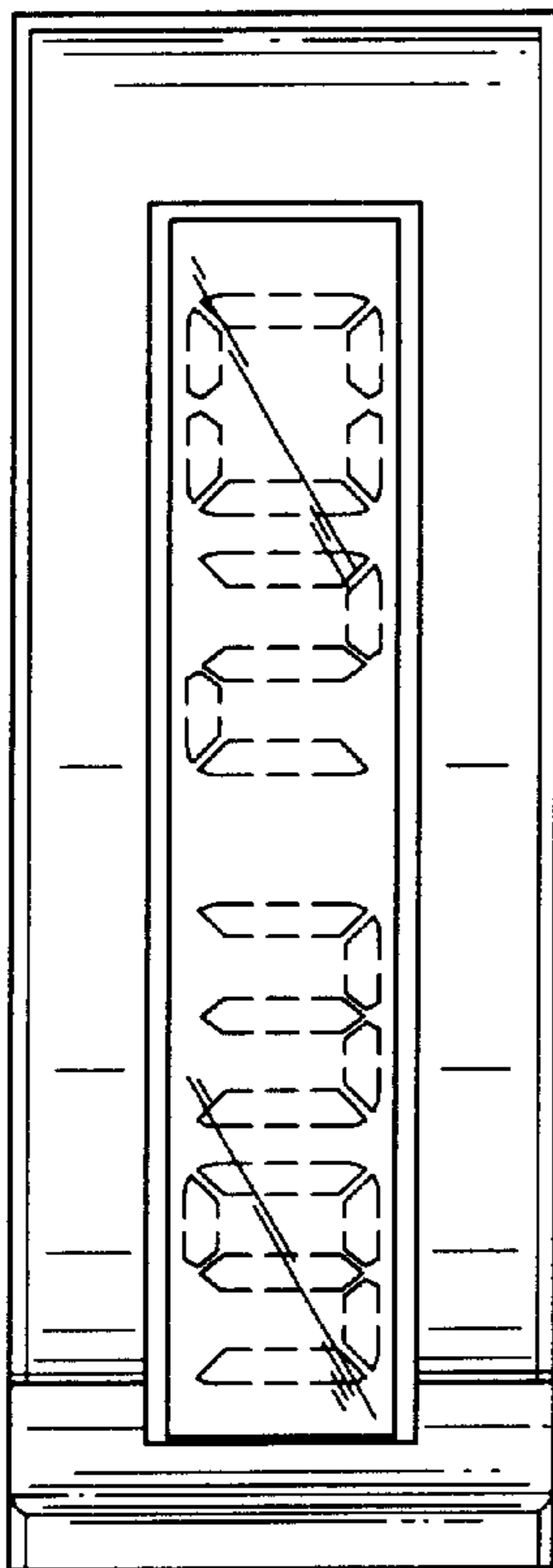
FIG. 3 is a right side elevational view thereof, the left side being a mirror image;

FIG. 4 is a first end elevational view thereof; and,

FIG. 5 is a second end elevational view thereof.

The broken-line showings are environmental only and form no part of the claimed design.

1 Claim, 1 Drawing Sheet



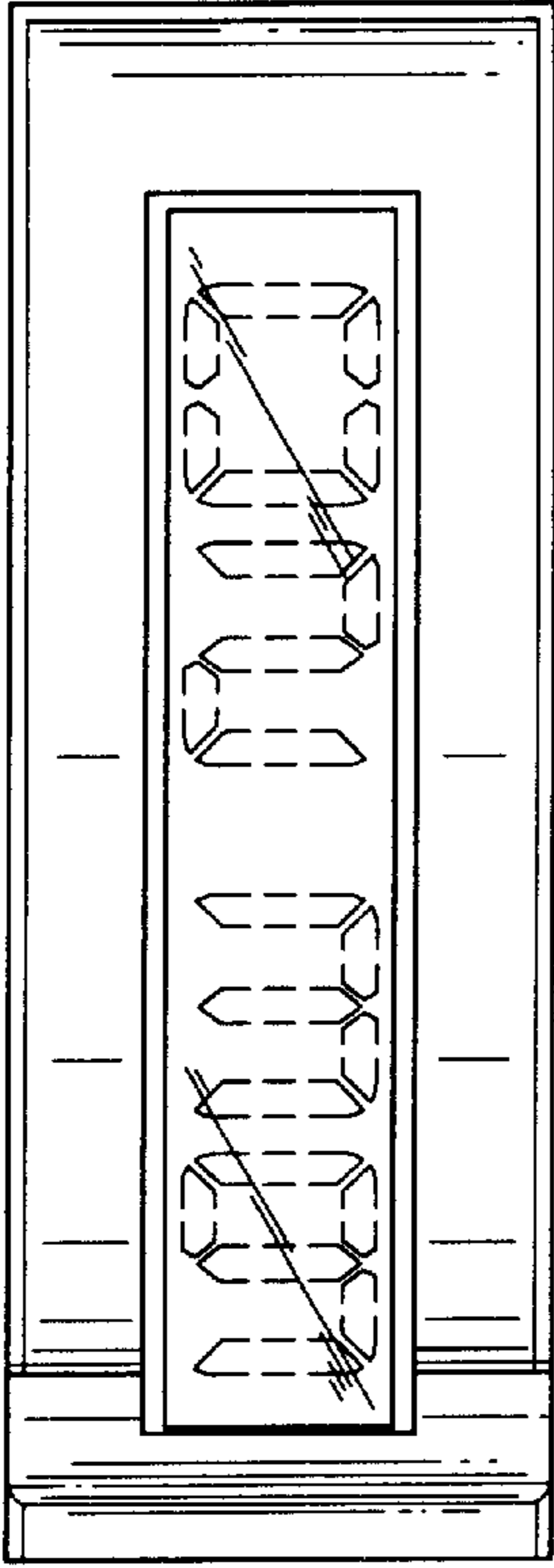


FIG. 1




FIG. 2

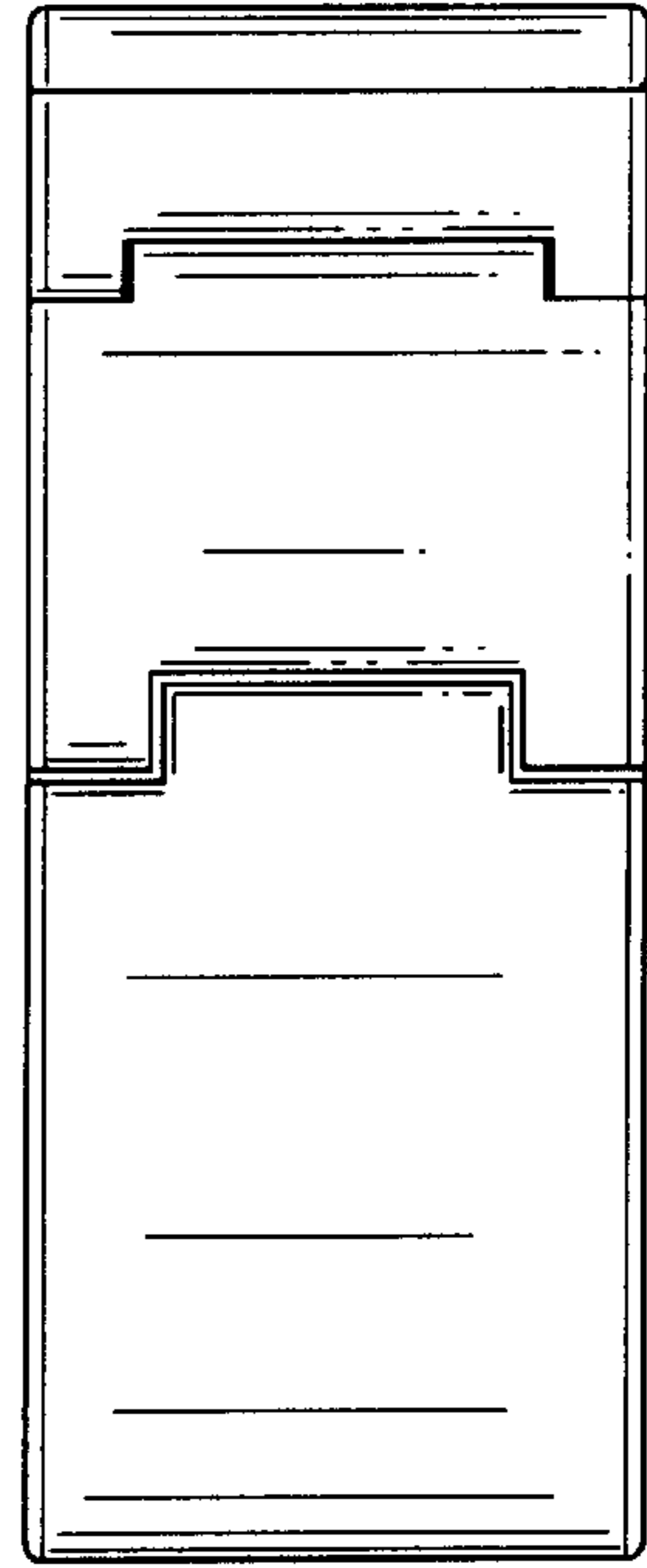


FIG. 4

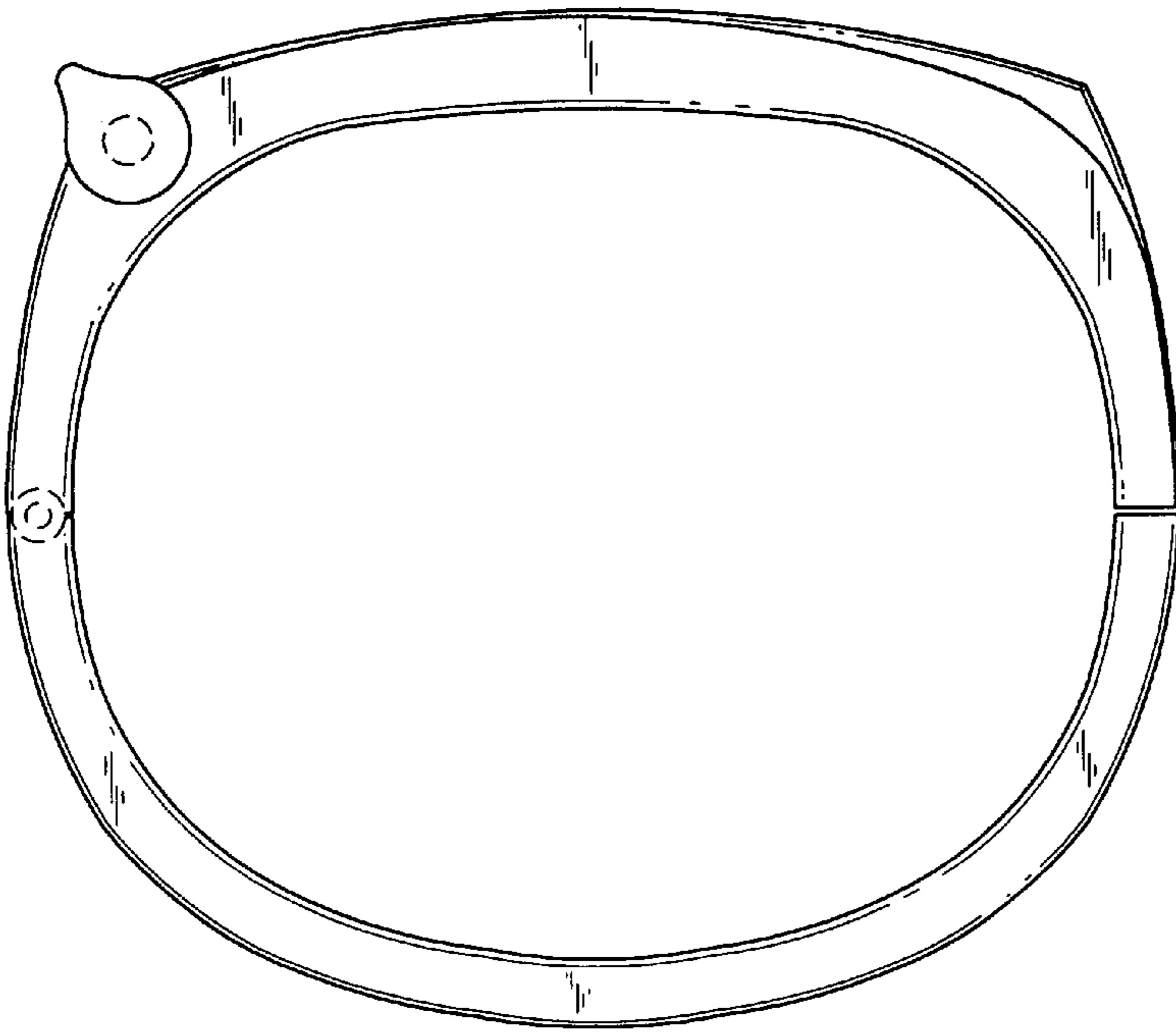


FIG. 3




FIG. 5