



US00D471470S

(12) **United States Design Patent**
Tan et al.

(10) **Patent No.:** **US D471,470 S**

(45) **Date of Patent:** **** Mar. 11, 2003**

(54) **PORTION OF A WATCH HOUSING**

OTHER PUBLICATIONS

(75) Inventors: **Sung-Ho Joe Tan**, San Mateo, CA (US); **Edward Boyd**, Tigard, OR (US); **Jason Martin**, Portland, OR (US)

Nike Catalog, 1998, published 1998 (P3-8), Beaverton, Oregon.

(73) Assignee: **Nike, Inc.**, Beaverton, OR (US)

Nike Ment;s Specialty Catalog Spring 1999, published 1998, Beaverton, Oregon.

(**) Term: **14 Years**

“Nike Equipment Catalog,” Spring 1999, published 1998, (pp. 3-8) Beaverton, Oregon.

(21) Appl. No.: **29/165,649**

“Nike Catalog,” Holiday 1999, published 1999, (pp. 3-13), Beaverton, Oregon.

(22) Filed: **Aug. 13, 2002**

Nike Equipment Catalog, Spring 2000, published 1999 (pp. 2-18), Beaverton, Oregon.

(51) **LOC (7) Cl.** **10-02**

Primary Examiner—Nelson C. Holtje

(52) **U.S. Cl.** **D10/30**

(74) *Attorney, Agent, or Firm*—Trask Britt

(58) **Field of Search** D10/1-40, 122-132;
368/280-282, 276-277, 28-30, 285, 239-242,
243-249, 82-84, 41-44

(57) **CLAIM**

The ornamental design for a portion of a watch housing, as shown and described.

(56) **References Cited**

DESCRIPTION

U.S. PATENT DOCUMENTS

2,482,660	A	*	9/1949	Dewey	D10/32	X
D215,112	S		9/1969	Meylan			
D244,086	S		4/1977	Lawrence			
D245,674	S		9/1977	Sulek et al.			
D269,546	S	*	6/1983	Rogers et al.	D24/186	
D317,577	S		6/1991	Eiss			
D324,340	S		3/1992	Houlihan			
D324,341	S		3/1992	Houlihan			
D330,166	S		10/1992	Park			
D333,987	S		3/1993	Sugibayashi			
D381,586	S		7/1997	Scholpp			
D383,396	S		9/1997	Houlihan			
D386,692	S		11/1997	Kume et al.			
D389,070	S		1/1998	Galli			
D389,749	S		1/1998	Toribio			
D390,123	S		2/1998	Kennedy			
D392,902	S		3/1998	Mouawad			
D394,391	S	*	5/1998	Bruce et al.	D10/30	
D394,392	S		5/1998	Bruce et al.			
D394,394	S	*	5/1998	Bruce et al.	D10/30	
D394,395	S	*	5/1998	Bruce et al.	D10/30	
D394,610	S		5/1998	Ishizaka et al.			

FIG. 1 is a perspective view of a portion of a watch housing showing our new design;

FIG. 2 is a top view of the portion of a watch housing shown in FIG. 1;

FIG. 3 is a side view of the portion of a watch housing shown in FIG. 1;

FIG. 4 is another side view of the portion of a watch housing shown in FIG. 1;

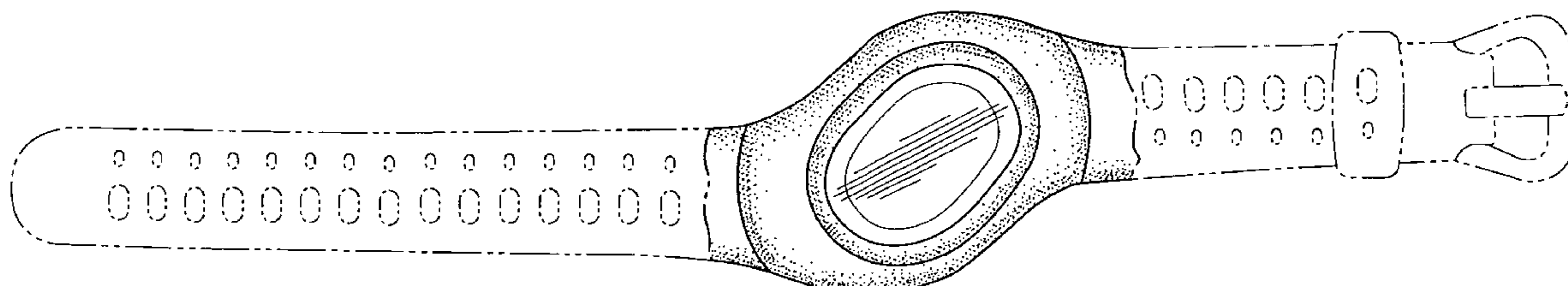
FIG. 5 is a front elevation view of the portion of a watch housing shown in FIG. 1; and,

FIG. 6 is a rear elevation view of the portion of a watch housing shown in FIG. 1.

The uneven broken lines immediately adjacent to the shaded areas represent the bounds of the claimed design. All other uneven broken lines represent the remaining portion of the watch. The uneven broken line representations in FIGS. 1-6 are for illustrative purposes only and form no part of the claimed design.

(List continued on next page.)

1 Claim, 4 Drawing Sheets



US D471,470 S

Page 2

U.S. PATENT DOCUMENTS

D397,952 S	9/1998	Bruce et al.	D426,776 S	6/2000	Krauss et al.
D398,246 S	9/1998	Bruce et al.	D429,652 S	8/2000	Fox et al.
D399,433 S	10/1998	Bruce et al.	D433,342 S	11/2000	Fox
D402,210 S	12/1998	Kong Sang	D434,333 S	11/2000	Riley et al.
D403,970 S	* 1/1999	Chen D10/30	D438,470 S	3/2001	Choi et al.
D404,328 S	1/1999	Brunner et al.	D439,528 S	3/2001	Eliav
D407,027 S	3/1999	Kubo et al.	D441,663 S	5/2001	Streltsov
D410,198 S	5/1999	Hysek	D441,680 S	5/2001	Bruce et al.
D410,583 S	6/1999	Spandrio et al.	D443,220 S	6/2001	Robinette
D411,115 S	6/1999	Houlihan et al.	D444,713 S	7/2001	Riley
D411,128 S	6/1999	Bruce et al.	D445,041 S	* 7/2001	Tan et al. D10/32
D413,070 S	8/1999	Charriol	D445,712 S	7/2001	Tu
D413,819 S	9/1999	Voegeli	D447,977 S	9/2001	Tan et al.
D415,433 S	10/1999	Riley et al.	D449,997 S	11/2001	Blauner et al.
D415,698 S	10/1999	Gruosi	D449,999 S	11/2001	Ng
D415,708 S	10/1999	Yanku	D450,613 S	11/2001	Rantala
D416,811 S	11/1999	Krauss et al.	D451,818 S	12/2001	Riley
D418,442 S	1/2000	Yanku	D454,077 S	3/2002	Riley
D421,723 S	3/2000	Krauss et al.	D459,664 S	7/2002	Koo
D424,451 S	5/2000	Houlihan			

* cited by examiner

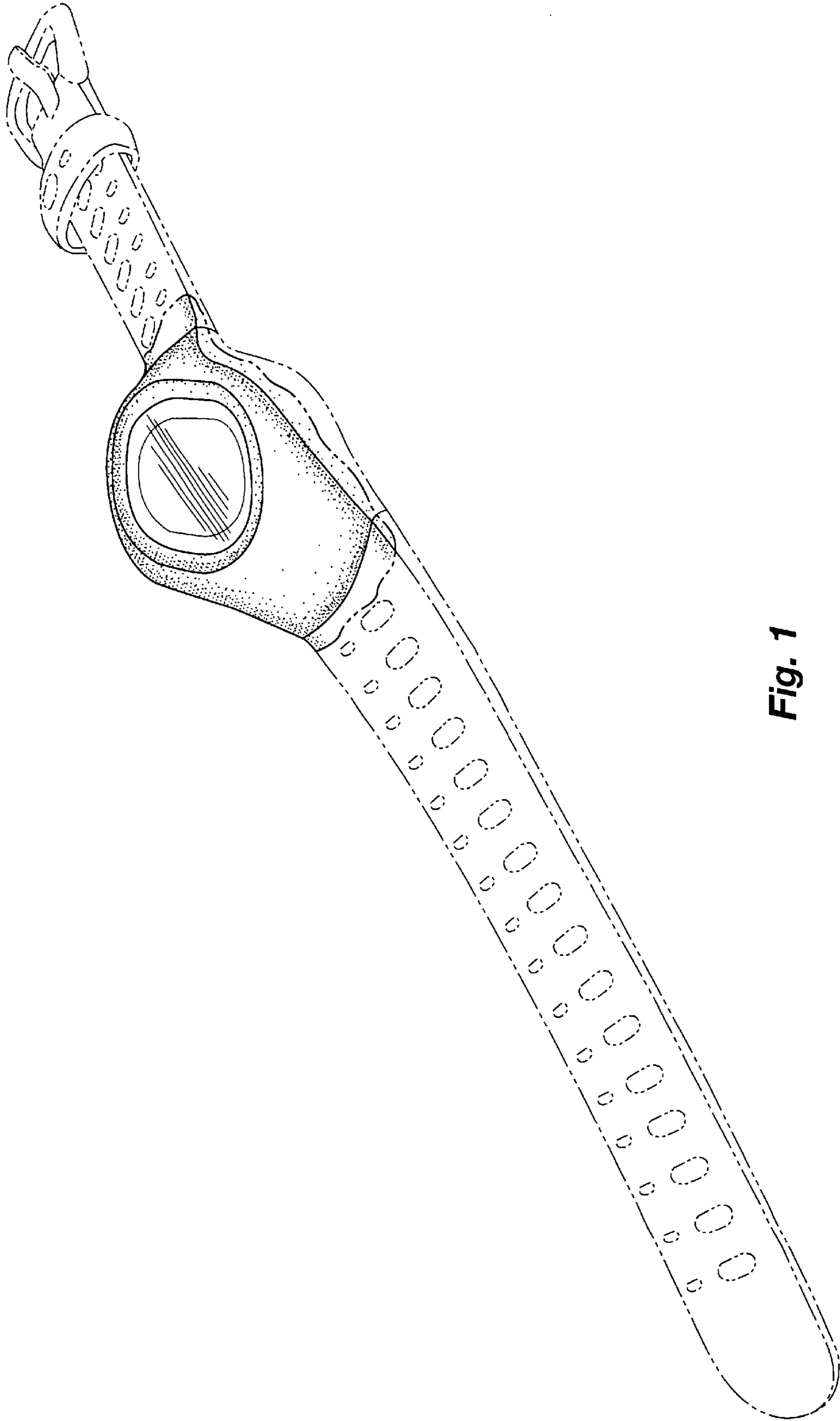


Fig. 1

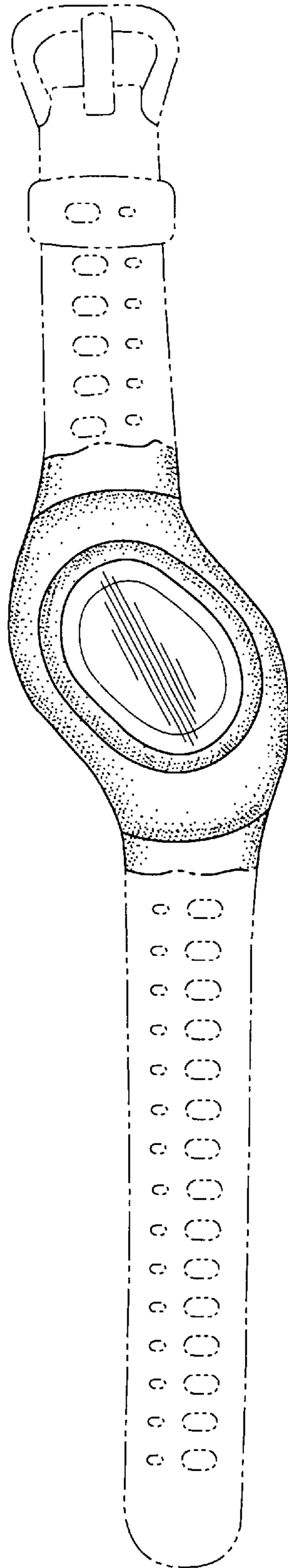


Fig. 2

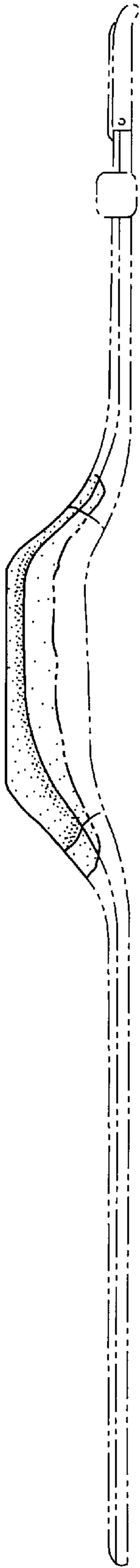


Fig. 3

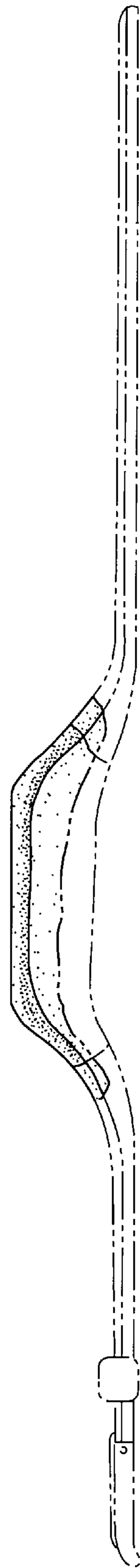


Fig. 4

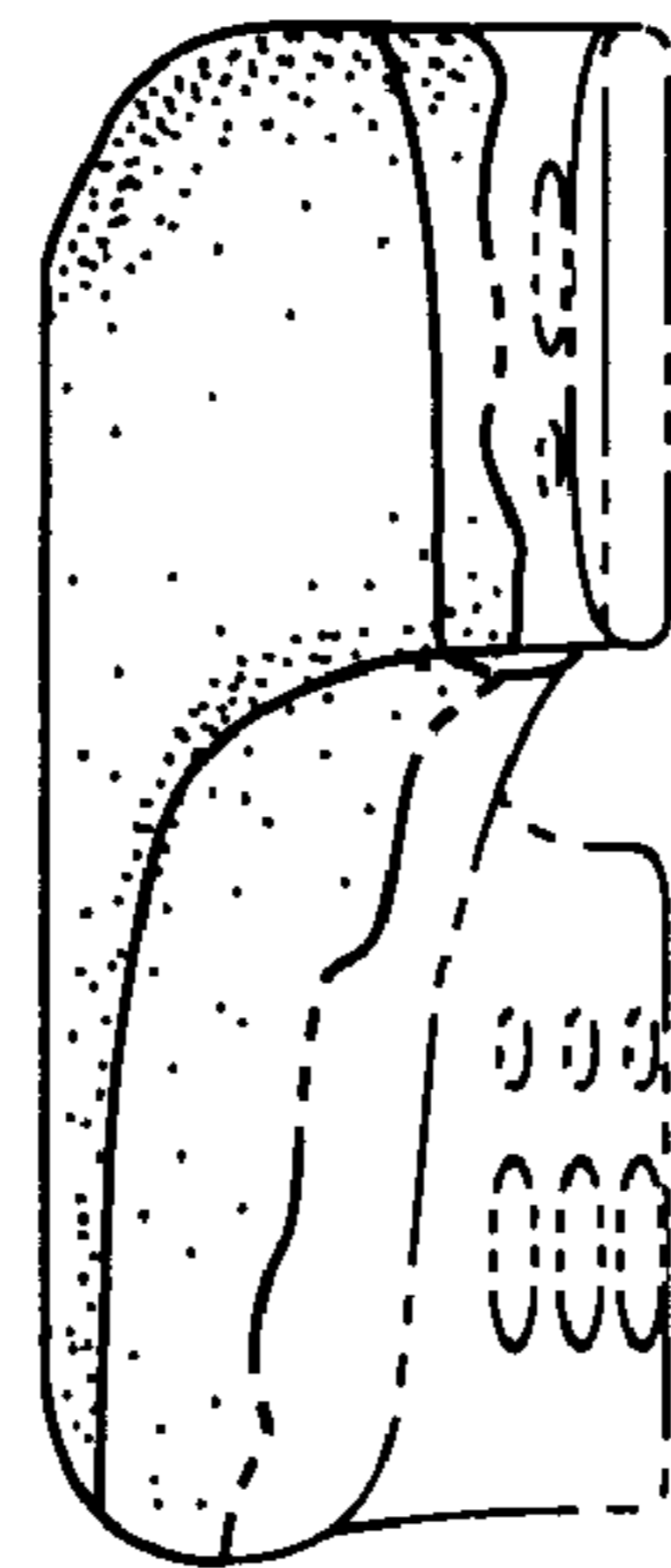


Fig. 5



Fig. 6