



US00D471463S

(12) **United States Design Patent**  
**Jones et al.**

(10) **Patent No.:** **US D471,463 S**

(45) **Date of Patent:** **\*\* Mar. 11, 2003**

(54) **BOTTLE**

(75) Inventors: **John Scott Jones**, Eggertsville, NY  
(US); **Elmer (Chuck) H. Goss**, East  
Amherst, NY (US)

(73) Assignee: **FWJ Plastic Packaging, Inc.**,  
Getzville, NY (US)

(\*\*) Term: **14 Years**

(21) Appl. No.: **29/155,925**

(22) Filed: **Feb. 20, 2002**

(51) **LOC (7) Cl.** ..... **09-01**

(52) **U.S. Cl.** ..... **D9/529; D9/551; D9/559**

(58) **Field of Search** ..... **D9/516, 521, 529,**  
**D9/549, 551, 558, 564, 574; 215/381-385,**  
**396, 398**

(56) **References Cited**

**U.S. PATENT DOCUMENTS**

|            |   |         |                       |        |
|------------|---|---------|-----------------------|--------|
| D281,861 S | * | 12/1985 | Jones et al. ....     | D9/529 |
| D318,012 S | * | 7/1991  | Kipperman et al. .... | D9/558 |
| D348,840 S | * | 7/1994  | Kuzma ....            | D9/575 |
| D352,663 S | * | 11/1994 | Suxdorf ....          | D9/573 |
| D362,187 S | * | 9/1995  | Thompson ....         | D9/500 |

|             |   |         |                     |         |
|-------------|---|---------|---------------------|---------|
| 5,499,748 A | * | 3/1996  | Iaia et al. ....    | 222/180 |
| D376,320 S  | * | 12/1996 | Lathrop et al. .... | D9/558  |
| D396,191 S  | * | 7/1998  | Kuzma et al. ....   | D9/574  |
| D401,507 S  | * | 11/1998 | Gonda et al. ....   | D9/529  |
| D424,448 S  | * | 5/2000  | Weber ....          | D9/558  |
| D437,559 S  | * | 2/2001  | Fenton et al. ....  | D9/558  |
| D441,299 S  | * | 5/2001  | McAllister ....     | D9/558  |
| D443,516 S  | * | 6/2001  | Fenton et al. ....  | D9/521  |
| D459,659 S  | * | 7/2002  | Chung ....          | D9/529  |

\* cited by examiner

*Primary Examiner*—Ted Shooman

*Assistant Examiner*—Carol Rademaker

(74) *Attorney, Agent, or Firm*—Harpman & Harpman

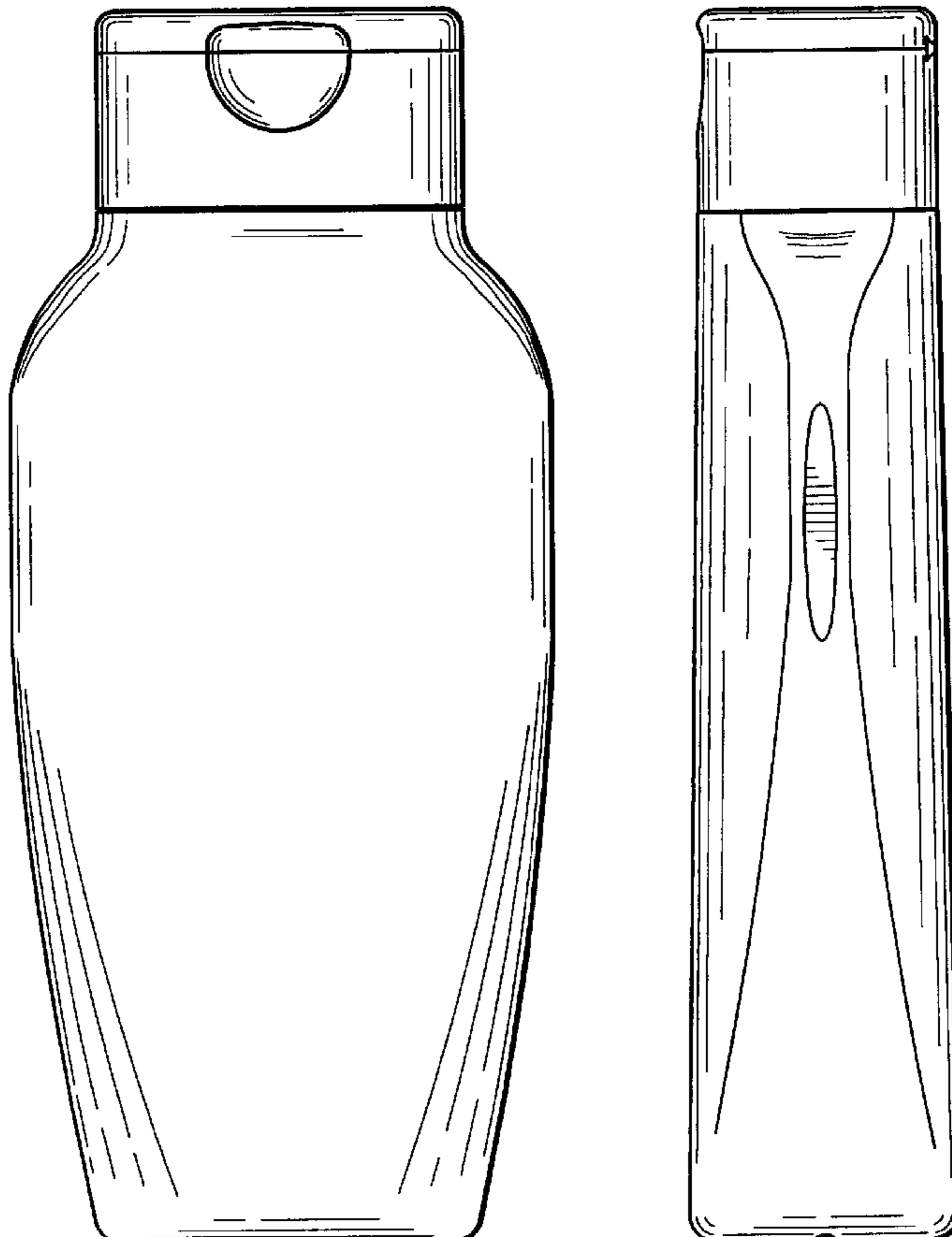
(57) **CLAIM**

The ornamental design for a bottle, as shown and described.

**DESCRIPTION**

FIG. 1 is a front elevational view thereof;  
FIG. 2 is a right side elevational view thereof;  
FIG. 3 is a rear elevational view thereof;  
FIG. 4 is a left side elevational view thereof;  
FIG. 5 is a top plan view thereof; and,  
FIG. 6 is a bottom plan view thereof.

**1 Claim, 3 Drawing Sheets**



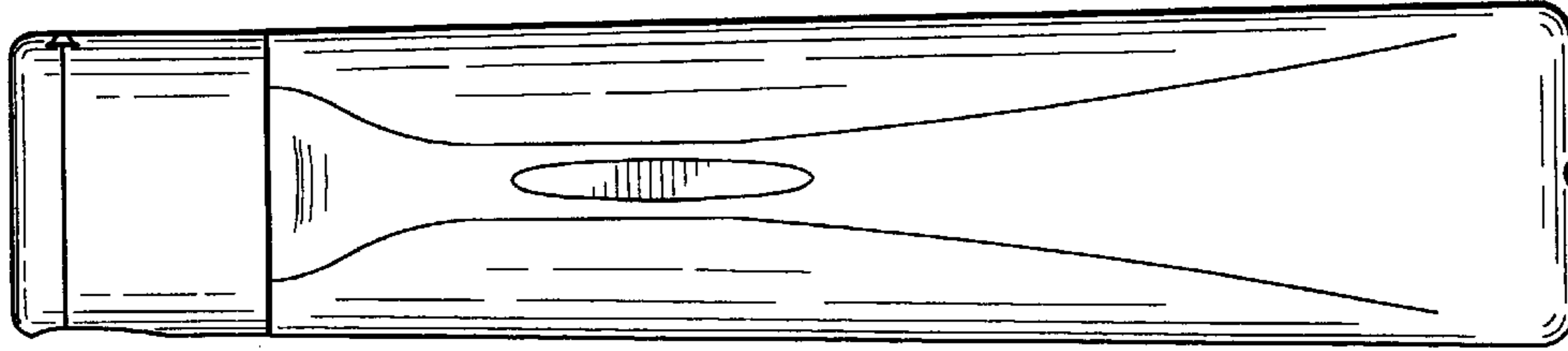


FIG. 2




FIG. 1

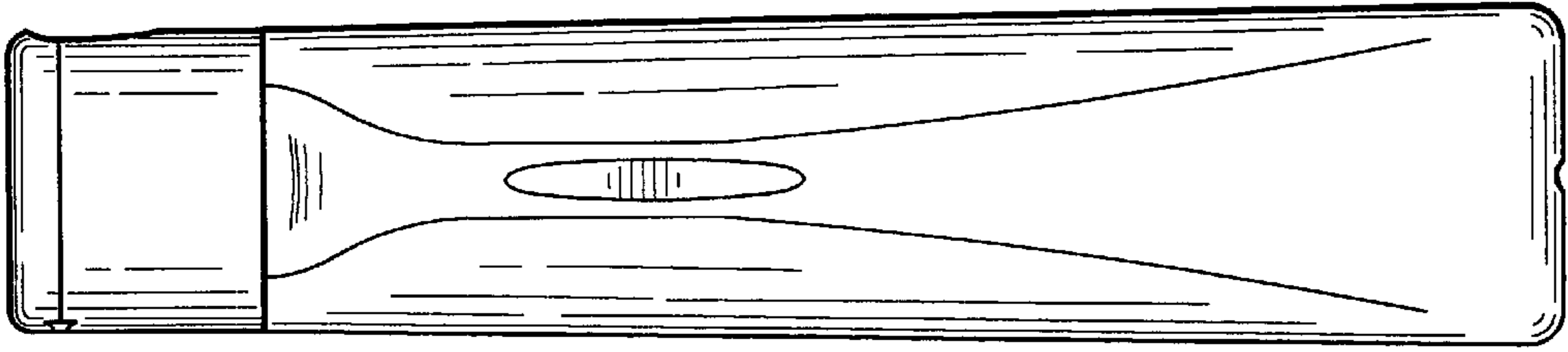


FIG. 4

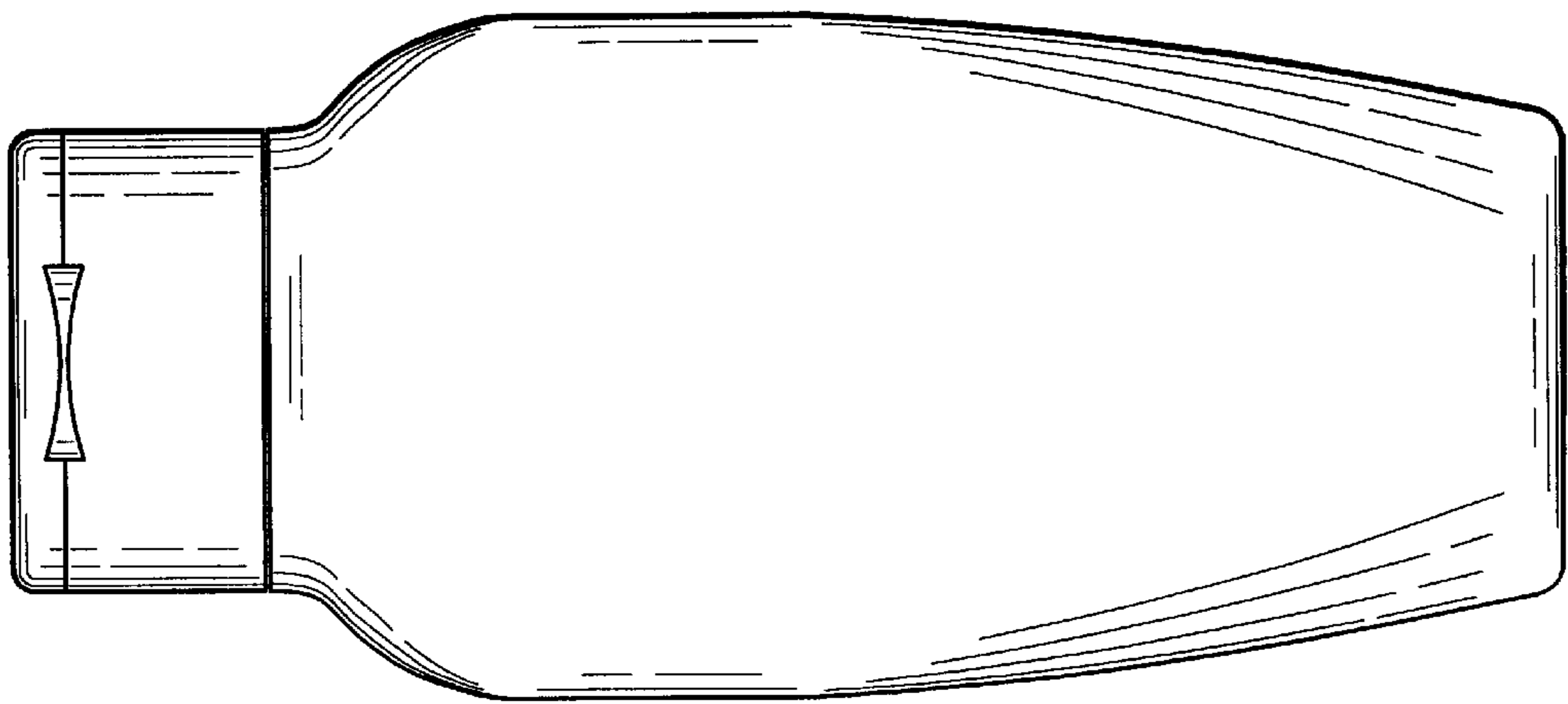


FIG. 3

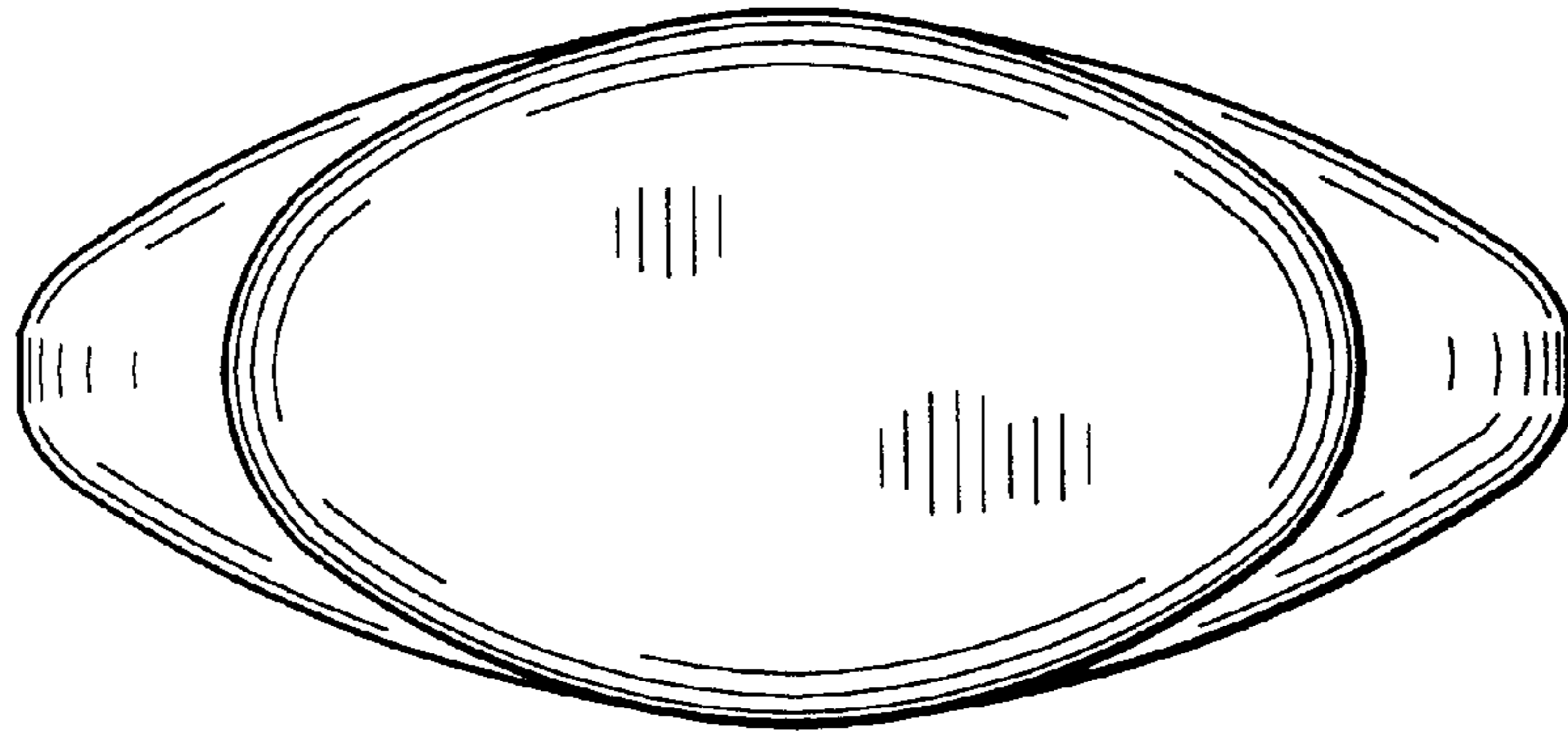


FIG. 5

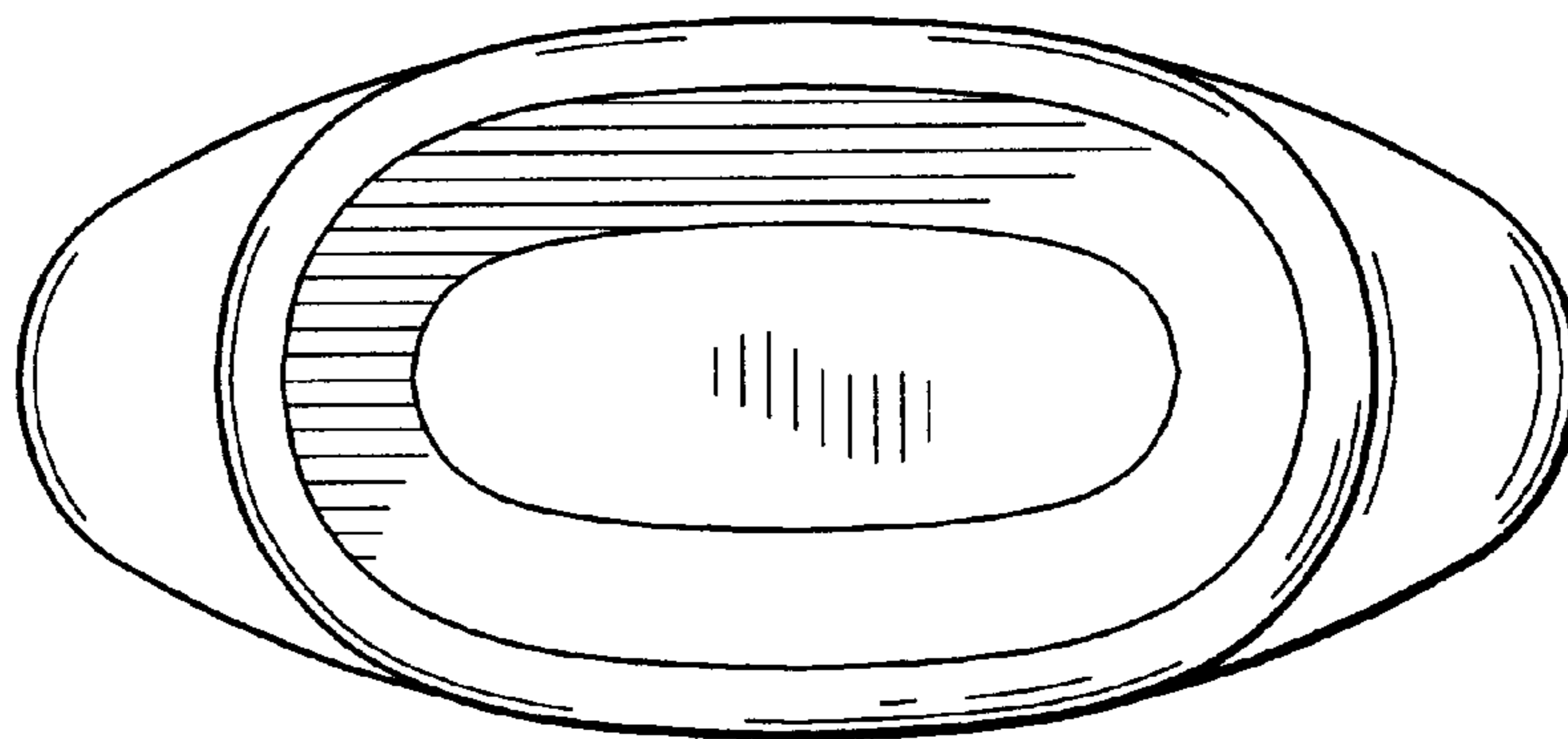


FIG. 6