



US00D471457S

(12) **United States Design Patent**  
**Deichler et al.**

(10) **Patent No.:** **US D471,457 S**

(45) **Date of Patent:** **\*\* Mar. 11, 2003**

(54) **CONTAINER**

(75) Inventors: **Jay M. Deichler**, Tampa, FL (US);  
**James A. Thibodeau**, Gahanna, OH (US)

(73) Assignee: **Consolidated Container Company, LLC**, Atlanta, GA (US)

(\*\*) Term: **14 Years**

(21) Appl. No.: **29/150,818**

(22) Filed: **Nov. 30, 2001**

(51) **LOC (7) Cl.** ..... **09-01**

(52) **U.S. Cl.** ..... **D9/502; D9/557; D9/554**

(58) **Field of Search** ..... D3/202; D6/542;  
D7/306; D9/338, 500, 502-504, 516, 521-523,  
525-531, 537-540, 541-546, 549, 551,  
556-558, 569, 570, 574-575; D24/121,  
224; D32/25, 30, 45, 10; 215/12.1-12.3,  
12.5, 382-384, 396, 398, 400

(56) **References Cited**

**U.S. PATENT DOCUMENTS**

D238,754 S	*	2/1976	Frahm et al.	.....	D9/500
D243,928 S	*	4/1977	Frahm et al.	.....	D9/502
D268,480 S	*	4/1983	Cox	.....	D9/531
D270,136 S	*	8/1983	Cox	.....	D9/500
D276,592 S	*	12/1984	Cox	.....	D9/539
D326,051 S	*	5/1992	Frahm	.....	D9/558
D326,608 S	*	6/1992	Frahm	.....	D9/500
D326,609 S	*	6/1992	Stenger	.....	D9/502
D355,367 S	*	2/1995	Rokus	.....	D9/531

D361,039 S	*	8/1995	Rokus	.....	D9/531
D365,757 S	*	1/1996	Stenger	.....	D9/502
D405,004 S	*	2/1999	Mudra et al.	.....	D9/337
D411,802 S	*	7/1999	Hestehave et al.	.....	D9/500
5,944,232 A	*	8/1999	Hestehave et al.	.....	222/185.1
D430,038 S	*	8/2000	Young et al.	.....	D9/549

**OTHER PUBLICATIONS**

#3533—5 Gallon Water Bottle; STC Plastics, Inc. web site—www.stcplastics.com; Dec. 5, 2001.

\* cited by examiner

*Primary Examiner*—Ted Shooman

*Assistant Examiner*—Carol Rademaker

(74) *Attorney, Agent, or Firm*—Sonnenschein, Nath & Rosenthal

(57) **CLAIM**

The ornamental design for a “container”, as shown and described.

**DESCRIPTION**

FIG. 1 is a perspective view of a container embodying the present invention.

FIG. 2 is an elevational view of the container of FIG. 1, the opposite side of which is a mirror image thereof; and

FIG. 3 is a top plan view of the container of FIG. 1.

The dotted broken line showing of the neck portion is for illustrative purposes only and forms no part of the claimed design. In addition, the bottom dot-dash-dot broken line on the unclaimed neck portion of the container defines the boundary of the claim.

**1 Claim, 1 Drawing Sheet**

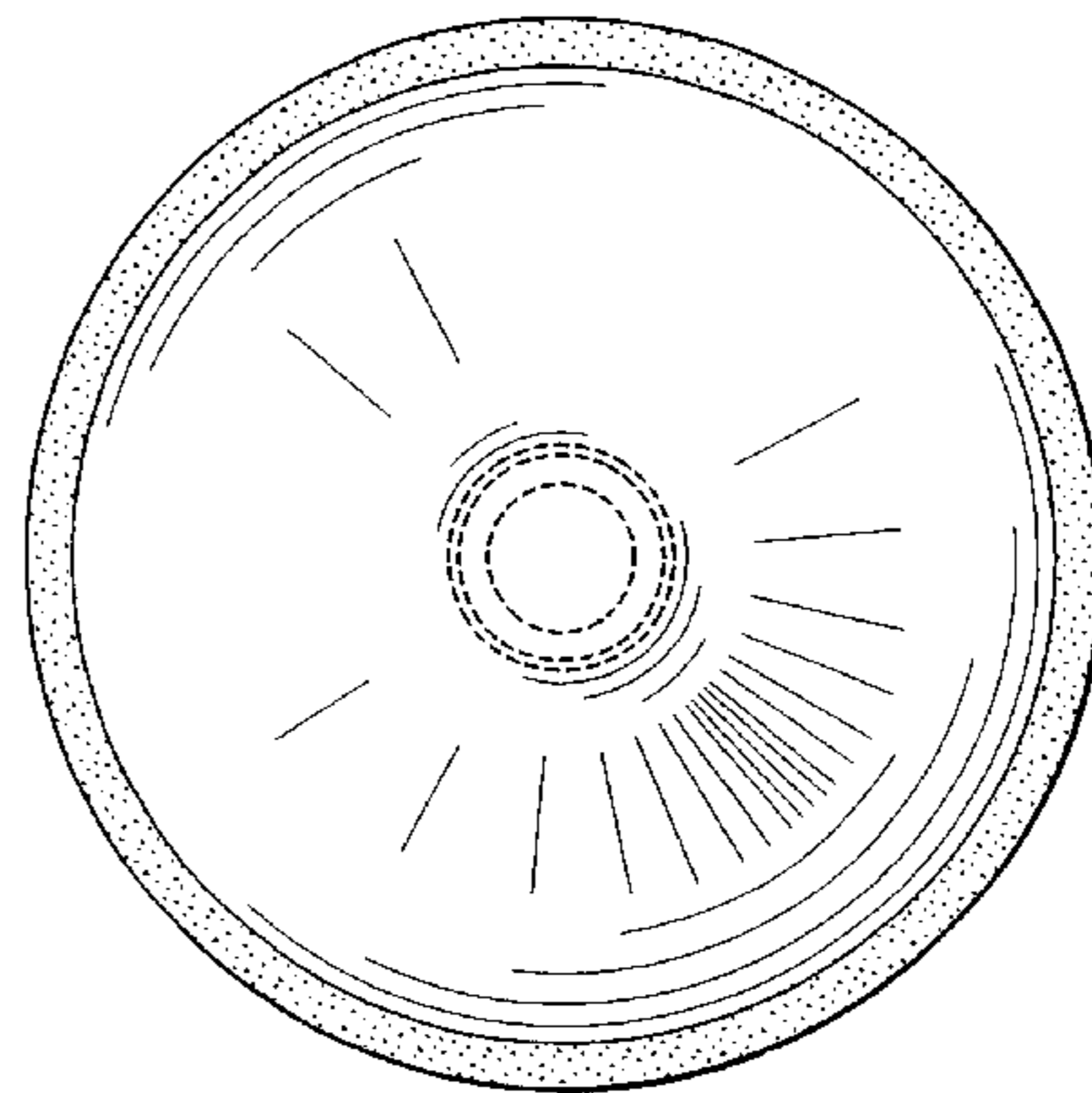
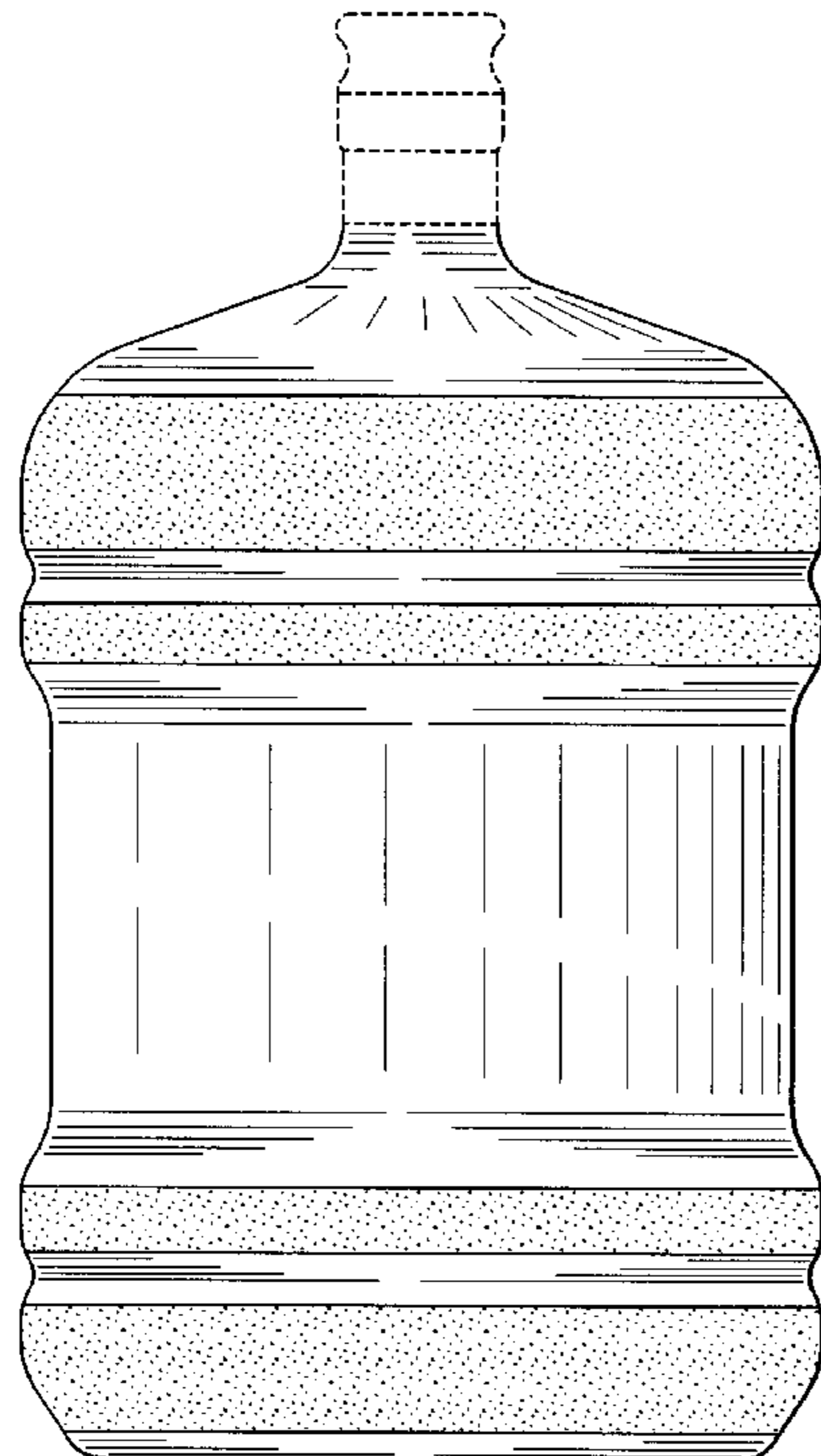


FIG.1

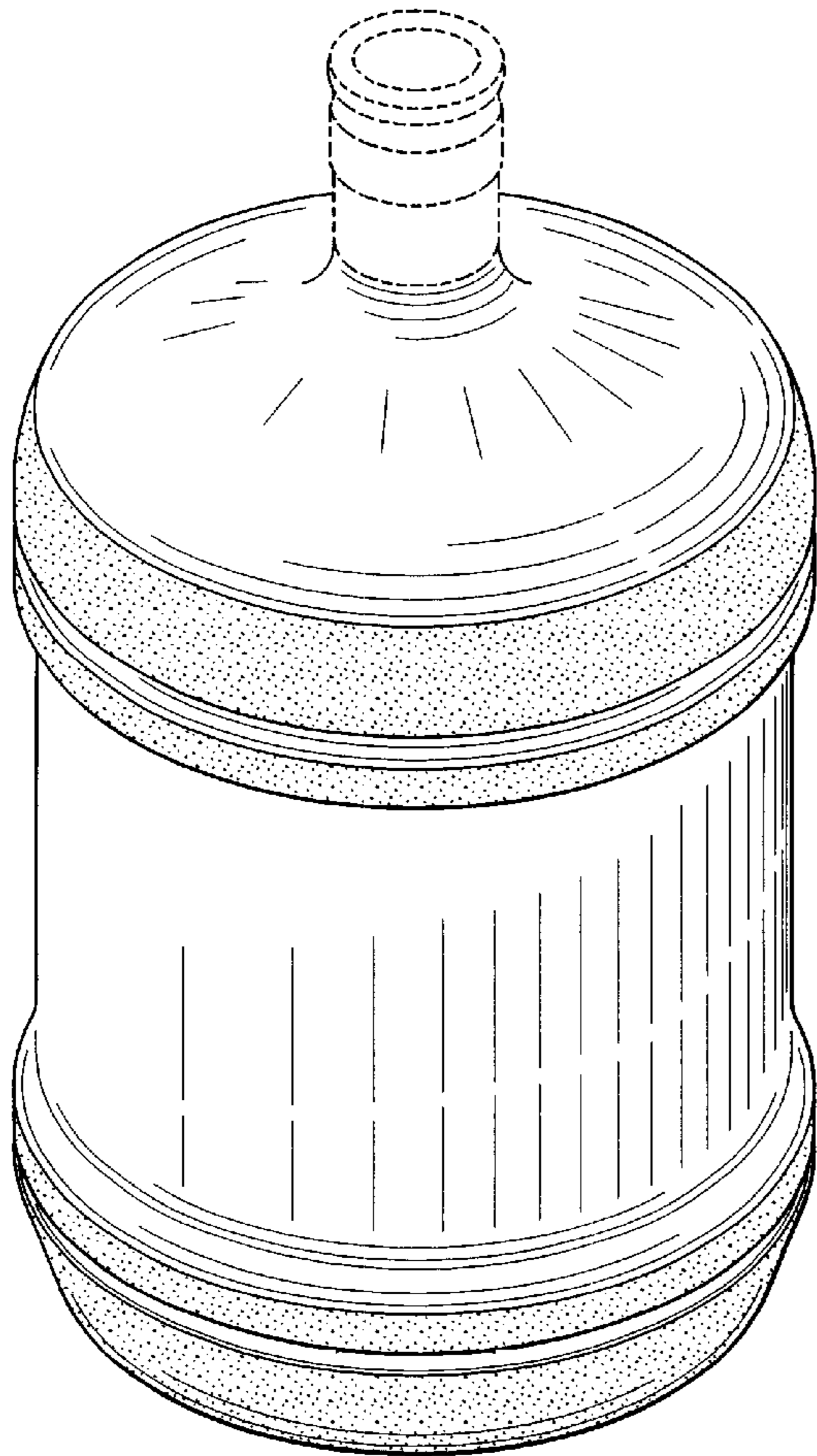


FIG.2

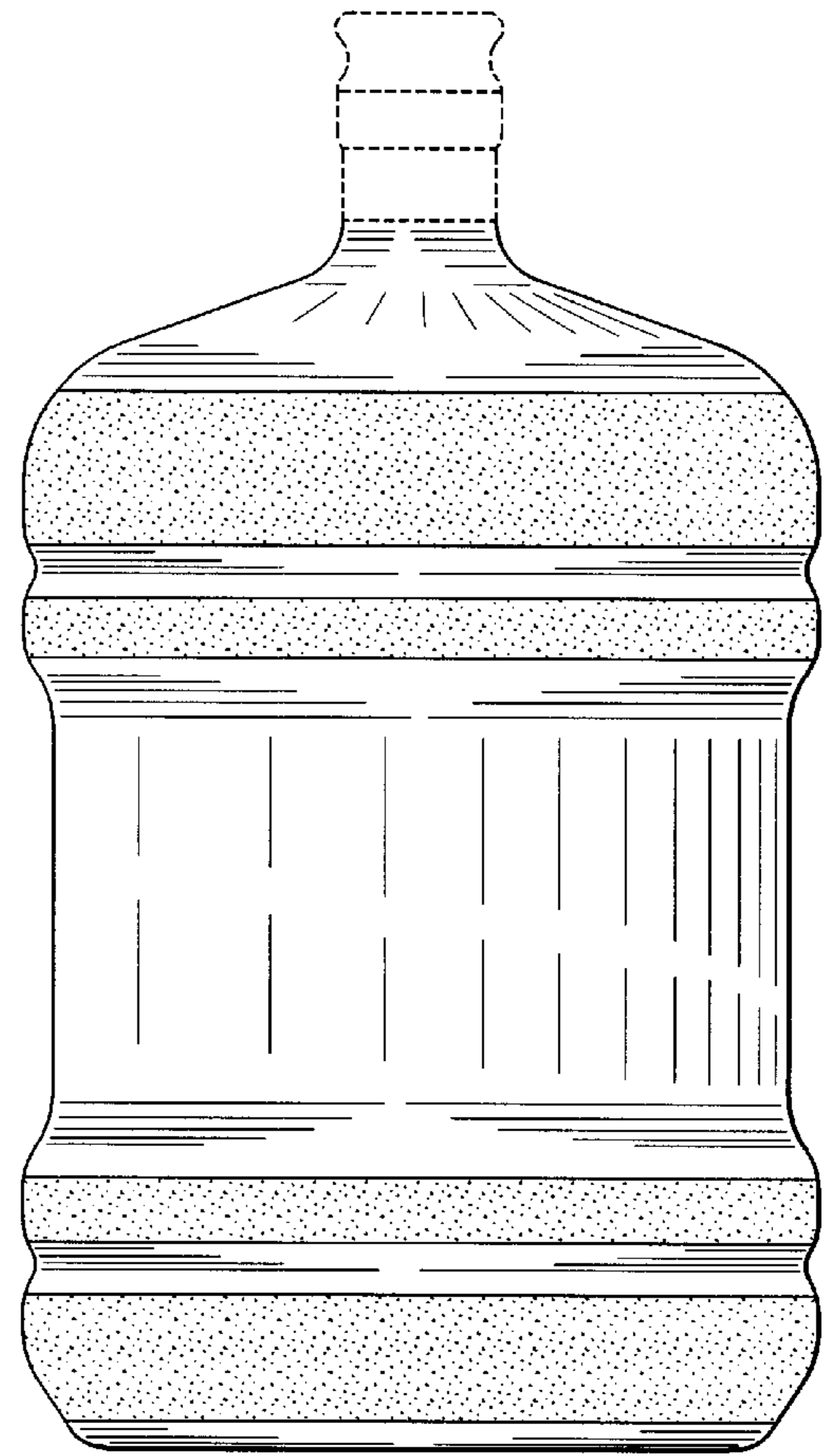


FIG.3

