



US00D471450S

(12) **United States Design Patent**
Gehring et al.

(10) **Patent No.:** **US D471,450 S**
(45) **Date of Patent:** **** Mar. 11, 2003**

(54) **SNACK FOOD CONTAINER**

FOREIGN PATENT DOCUMENTS

(75) Inventors: **Jay Edward Gehring**, Frisco, TX
(US); **Joseph Paul Sagel**, Highland
Village, TX (US)

FR 2646071 4/1989
WO WO 92/04243 3/1992

OTHER PUBLICATIONS

(73) Assignee: **Recot, Inc.**, Pleasanton, CA (US)

(**) Term: **14 Years**

Advertisement by Land O' Lakes showing a personal size container for beverages, trademarked as the "Grip." It also has a resealable top.

(21) Appl. No.: **29/155,413**

(22) Filed: **Feb. 8, 2002**

(List continued on next page.)

(51) **LOC (7) Cl.** **09-03**

(52) **U.S. Cl.** **D9/430**

(58) **Field of Search** D9/418, 414, 428,
D9/429, 425, 424, 430, 432, 500, 502,
503, 504, 513, 549, 573, 520-543, 552-560;
229/400-405, 406, 109, 110, 911; 220/241,
242, 288, 290, 781, 350, 351, 376, 380,
602, 625, 635, 636, 669, 675, 906; 206/508,
303, 446; 215/2, 6, 370, 376, 377, 381-384;
222/92, 107, 105

Primary Examiner—Prabhakar Deshmukh

(74) *Attorney, Agent, or Firm*—Colin P. Cahoon; Carstens,
Yee & Cahoon, L.L.P.

(57) **CLAIM**

The ornamental design for a snack food container, as shown and described.

DESCRIPTION

(56) **References Cited**

U.S. PATENT DOCUMENTS

- 2,076,132 A 4/1937 Le Rose
- 2,121,041 A 6/1938 Morgan
- 2,297,285 A 9/1942 Bledsoe
- 2,346,417 A 4/1944 Cornwell et al.
- 2,533,349 A 12/1950 Burger
- 2,543,427 A 2/1951 Warne
- 2,619,245 A 11/1952 Levi
- 2,766,796 A 10/1956 Tupper
- 3,021,977 A 2/1962 Hester
- D201,400 S * 6/1965 Elgin III D9/556
- D209,715 S * 12/1967 Ninesling et al. D9/539
- 3,420,367 A * 1/1969 Carmichael 220/906
- 3,760,968 A 9/1973 Amberg et al.
- 3,813,000 A 5/1974 Underwood
- 3,828,999 A 8/1974 Humphrey
- 3,872,994 A * 3/1975 Hyde 220/906
- 3,915,296 A 10/1975 Spencer
- 3,927,790 A * 12/1975 Chase et al. 220/675
- 3,952,911 A 4/1976 Bozek et al.

FIG. 1 is a perspective view of the snack food container of the present invention;

FIG. 2 is a front elevation view of the snack food container of the present invention, with the rear elevation view a mirror image of the front elevation view;

FIG. 3 is a right elevation view of the snack food container of the present invention, with the left elevation view a mirror image of the right elevation view;

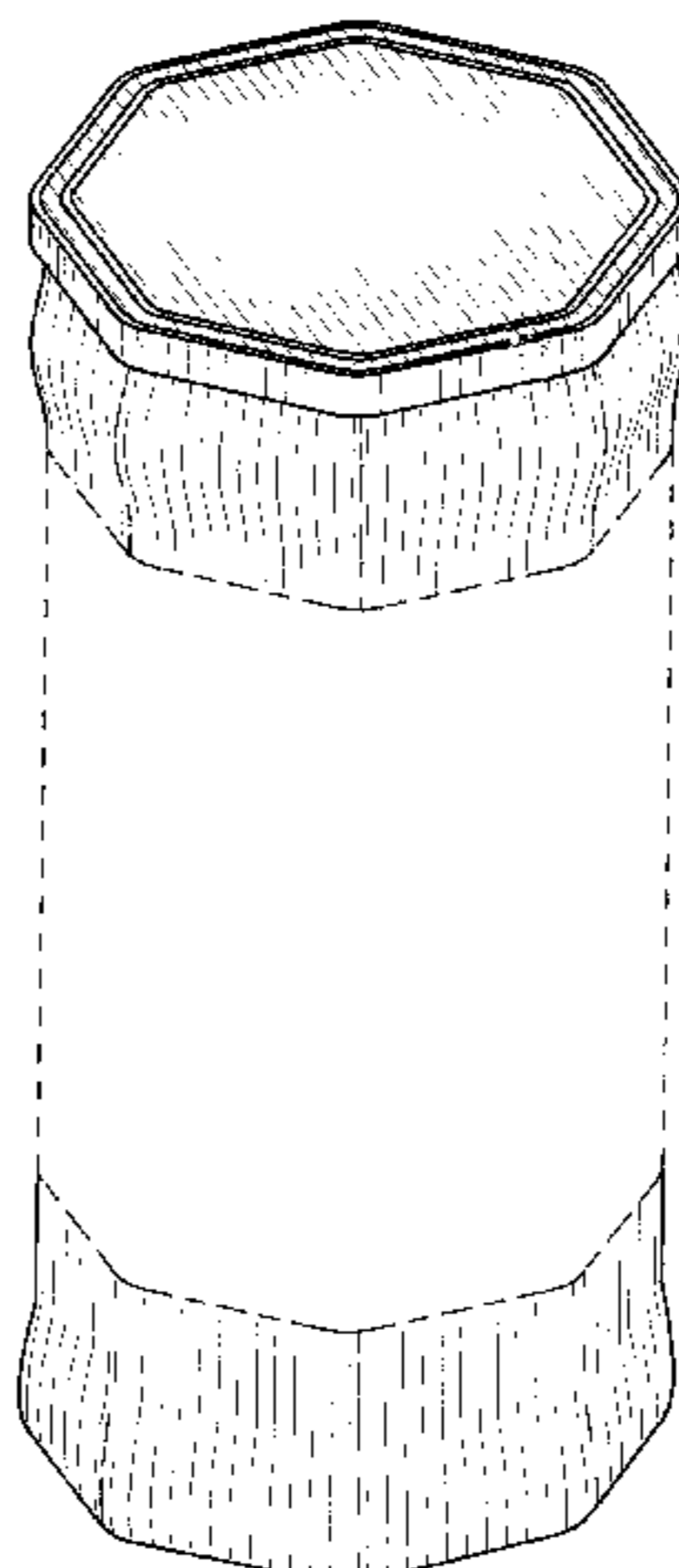
FIG. 4 is a top plan view of the snack food container of the present invention; and,

FIG. 5 is a bottom plan view of the snack food container of the present invention.

The broken lines defining a center portion of the snack food container, as shown in FIGS. 1, 2, and 3, are for illustrative purposes only and form no part of the claimed design.

(List continued on next page.)

1 Claim, 3 Drawing Sheets



US D471,450 S

Page 2

U.S. PATENT DOCUMENTS

4,051,265 A	9/1977	Kirschenbaum et al.	5,429,262 A	7/1995	Sharkey
4,054,220 A	10/1977	Rosenstein	5,482,170 A	1/1996	Semersky et al.
D246,896 S	1/1978	Plummer	5,499,763 A	3/1996	DeMars
D247,471 S	3/1978	Strand	D371,304 S	7/1996	Onneweer
D247,472 S	3/1978	Byrne	5,613,620 A	3/1997	Center et al.
4,077,538 A	3/1978	Waterbury	5,762,225 A *	6/1998	Byrd 229/109
D247,847 S	5/1978	Kretz	5,788,076 A	8/1998	Simmons
4,163,517 A	8/1979	Kappler	5,797,509 A	8/1998	Fitch
4,190,168 A	2/1980	Jacques	D399,429 S *	10/1998	Ramsey D9/539
D254,840 S	4/1980	Aldrich, III	5,906,286 A *	5/1999	Matsuno et al. 220/675
D257,764 S *	1/1981	Tajima D9/560	5,938,062 A	8/1999	Paramski
RE30,805 E	11/1981	Rhoads	6,006,945 A	12/1999	Kirkland
4,417,504 A	11/1983	Yamamoto	D418,758 S	1/2000	Yucknut
4,444,324 A	4/1984	Grenell	D429,166 S *	8/2000	Ogg D9/552
4,483,890 A	11/1984	Beery et al.	6,152,302 A	11/2000	Miller et al.
4,819,819 A	4/1989	Robertson, Jr.	6,170,666 B1	1/2001	DesLauriers
5,065,923 A	11/1991	Hoefler et al.	6,220,475 B1 *	4/2001	Nayar et al. 220/669
D337,271 S *	7/1993	Pezzoli et al. D9/539	D448,290 S *	9/2001	Schultz et al. D9/428
D345,695 S	4/1994	Frazer et al.	6,311,861 B1 *	11/2001	Policappelli 220/906
5,383,558 A	1/1995	Wilkinson et al.			

* cited by examiner

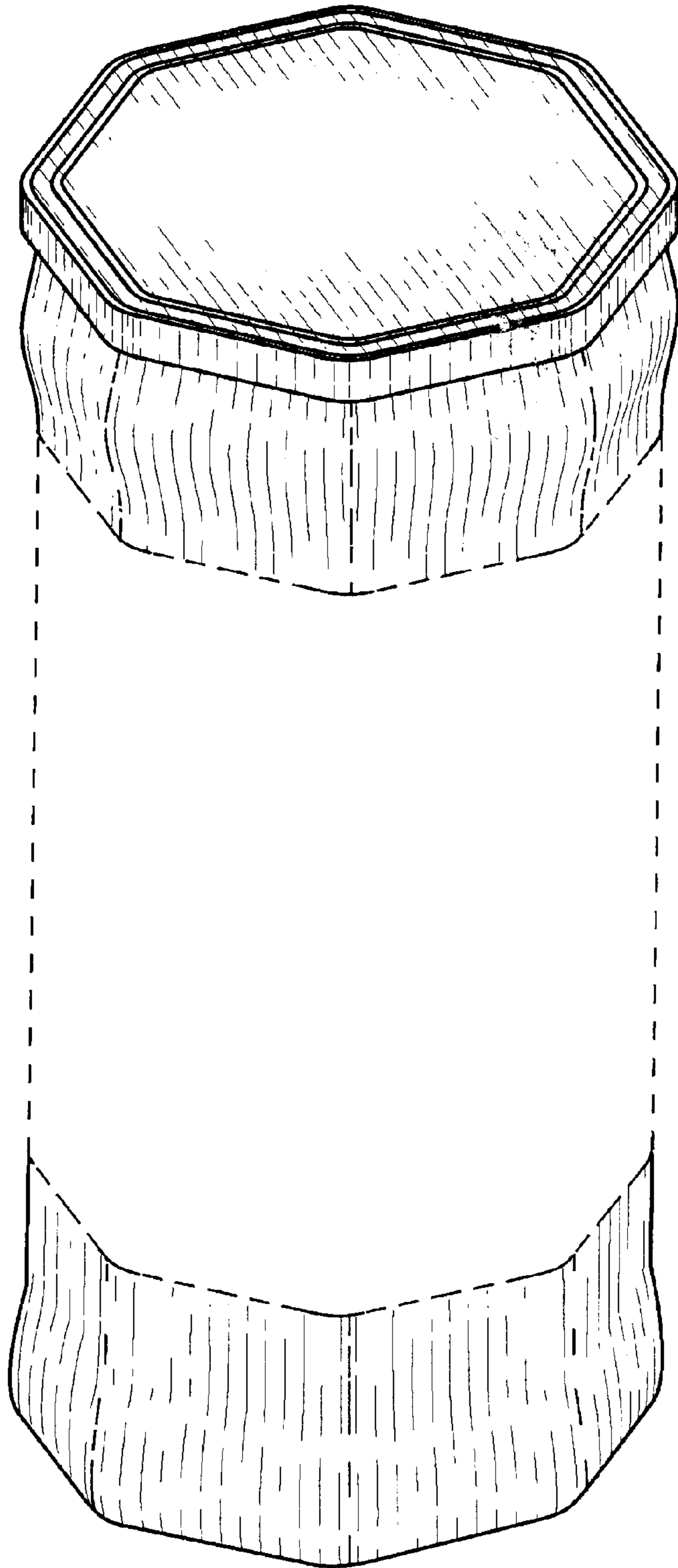


FIG. 1




FIG. 2




FIG. 3

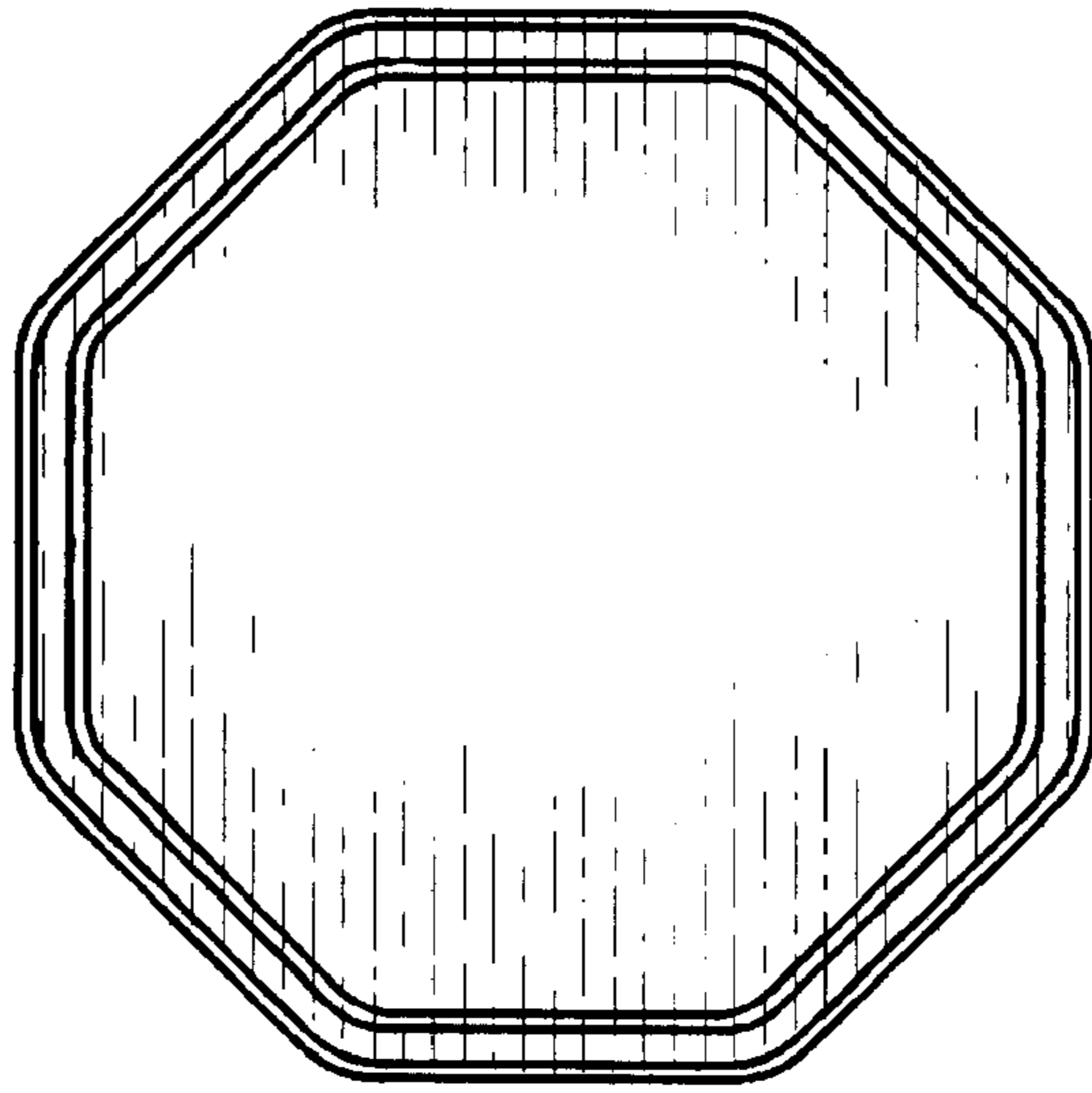


FIG. 4

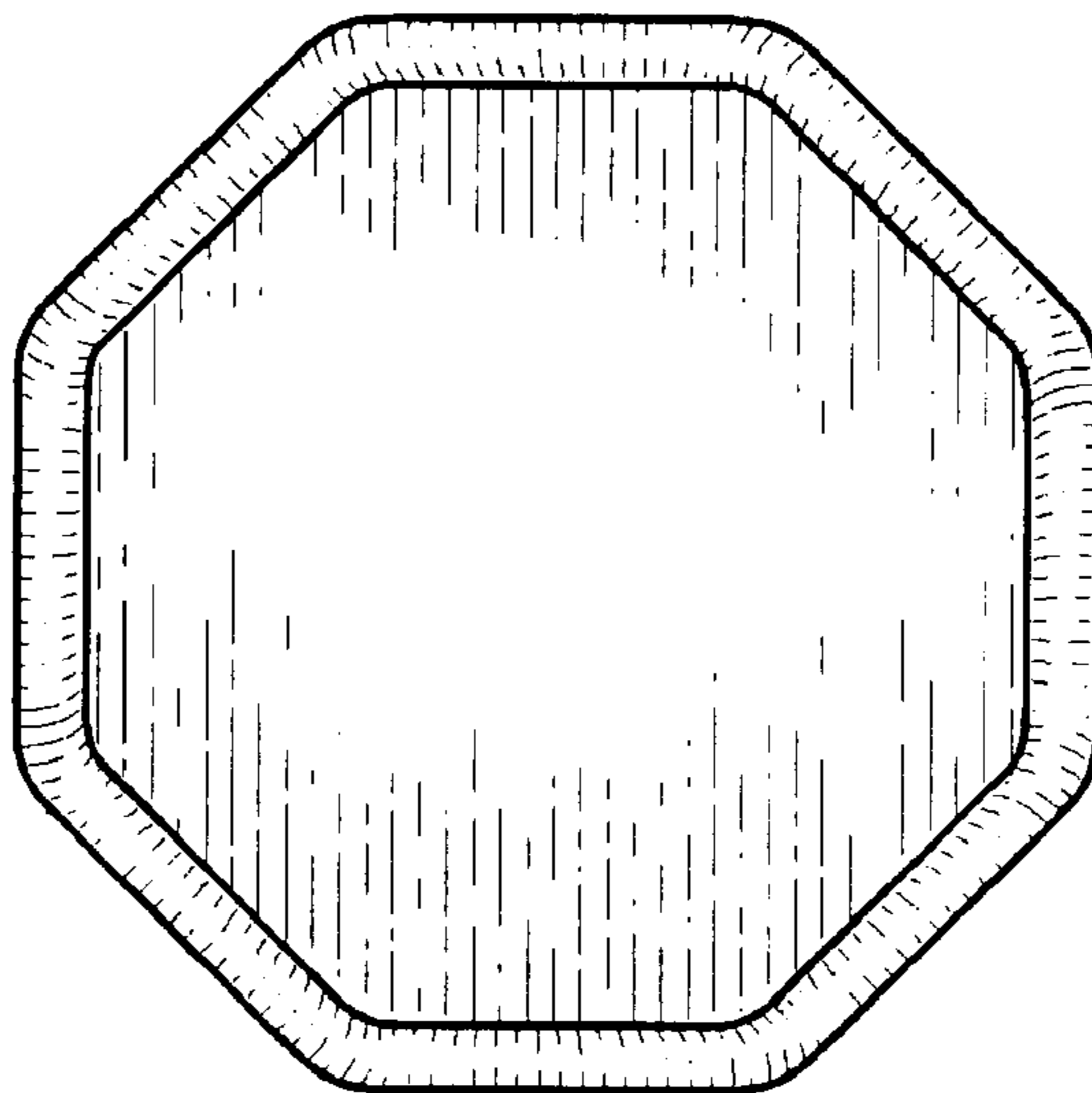


FIG. 5