



US00D471449S

(12) **United States Design Patent**
Bezek et al.

(10) **Patent No.:** **US D471,449 S**

(45) **Date of Patent:** **** Mar. 11, 2003**

(54) **SNACK FOOD CONTAINER**
(75) Inventors: **Edward Anthony Bezek**, Frisco, TX
(US); **Joseph Paul Sagel**, Highland
Village, TX (US)

4,051,265 A 9/1977 Kirschenbaum et al.
4,054,220 A 10/1977 Rosenstein
D246,896 S 1/1978 Plummer

(List continued on next page.)

(73) Assignee: **Recot, Inc.**, Pleasanton, CA (US)
(**) Term: **14 Years**

FOREIGN PATENT DOCUMENTS

FR 2646071 4/1989
WO WO 92/04243 3/1992

(21) Appl. No.: **29/160,279**
(22) Filed: **May 8, 2002**

OTHER PUBLICATIONS

Advertisement by Land O' Lakes showing a personal size container for beverages, trademarked as the "Grip." It also has a resealable top.

(51) **LOC (7) Cl.** **09-03**
(52) **U.S. Cl.** **D9/429; D9/428**
(58) **Field of Search** D9/418, 414, 428,
D9/429, 425, 424, 430, 432, 500, 502,
503, 504, 513, 549, 530-543, 552-560,
573; 229/400-405, 406, 109, 110, 911;
220/241, 242, 288, 290, 781, 350, 351,
376, 380, 602, 625, 635, 636, 669, 675,
906; 206/508, 303, 446; 215/2, 6, 370,
376, 377, 381-384; 222/92, 107, 105

Primary Examiner—Prabhakar Deshmukh
(74) *Attorney, Agent, or Firm*—Colin P. Cahoon; Carstens,
Yee & Cahoon, L.L.P.

(57) **CLAIM**

The ornamental design for a snack food container, as shown and described.

(56) **References Cited**

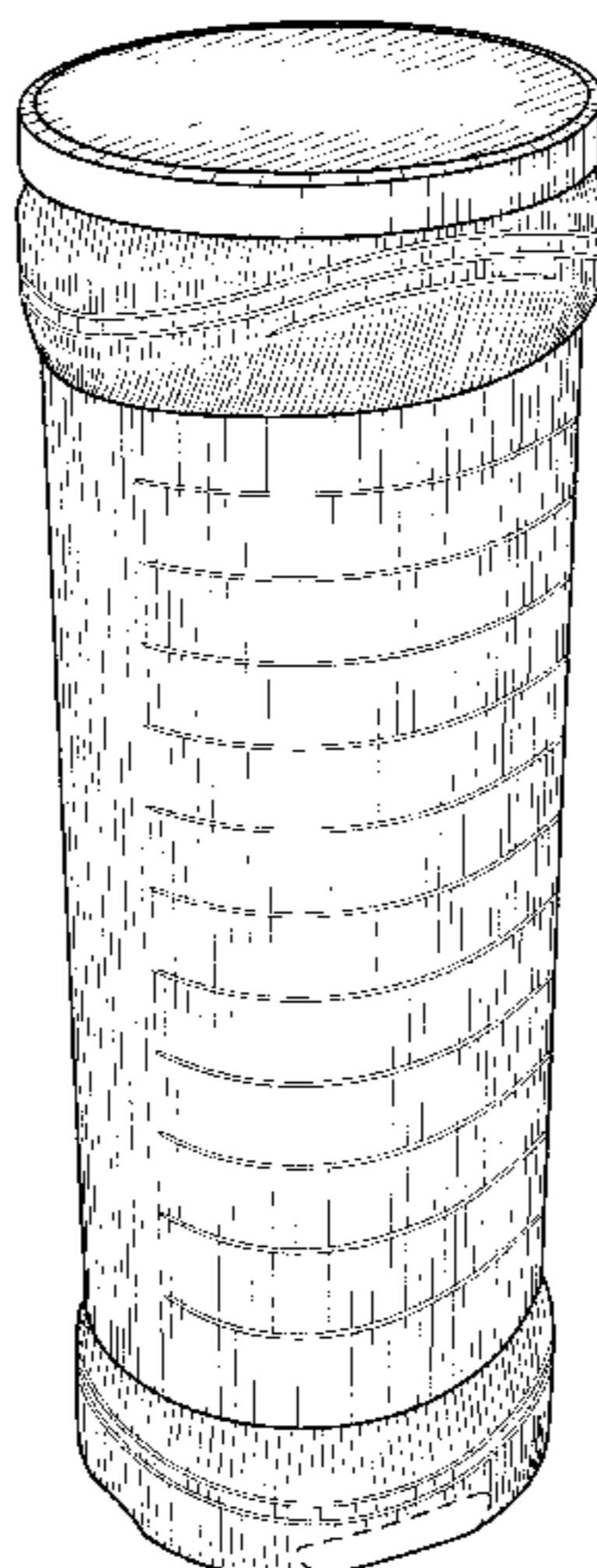
DESCRIPTION

U.S. PATENT DOCUMENTS

2,076,132 A 4/1937 Le Rose
2,121,041 A 6/1938 Morgan
2,297,285 A 9/1942 Bledsoe
2,346,417 A 4/1944 Cornwell et al.
2,533,349 A 12/1950 Burger
2,543,427 A 2/1951 Warne
2,619,245 A 11/1952 Levi
2,766,796 A 10/1956 Tupper
3,021,977 A 2/1962 Hester
D201,400 S * 6/1965 Elgin, III D9/556
D209,715 S * 12/1967 Ninesling et al. D9/539
3,760,968 A 9/1973 Amberg et al.
3,813,000 A 5/1974 Underwood
3,828,999 A 8/1974 Humphrey
3,872,994 A * 3/1975 Hyde 220/906
3,915,296 A 10/1975 Spencer
3,927,790 A * 12/1975 Chase et al. 220/675
3,952,911 A 4/1976 Bozek et al.

FIG. 1 is a perspective view of the snack food container of the present invention;
FIG. 2 is a top perspective view of the snack food container of the present invention;
FIG. 3 is a front elevation view of the snack food container of the present invention, with the rear elevation view a mirror image of the front elevation view;
FIG. 4 is a right elevation view of the snack food container of the present invention, with the left elevation view a mirror image of the right elevation view;
FIG. 5 is a top plan view of the snack food container of the present invention; and,
FIG. 6 is a bottom plan view of the snack food container of the present invention.
The broken line showing of features on the bottom of the container in FIGS. 1, 3, 4, and 6, is for illustrative purposes only and forms no part of the claimed design.

1 Claim, 3 Drawing Sheets



US D471,449 S

Page 2

U.S. PATENT DOCUMENTS

D247,471 S	3/1978	Strand	5,482,170 A	1/1996	Semersky et al.
D247,472 S	3/1978	Byrne	5,499,763 A	3/1996	DeMars
4,077,538 A	3/1978	Waterbury	D371,304 S	7/1996	Onneweer
D247,847 S	5/1978	Kretz	5,613,620 A	3/1997	Center et al.
4,163,517 A	8/1979	Kappler	5,788,076 A	8/1998	Simmons
4,190,168 A	2/1980	Jacques	5,797,509 A	8/1998	Fitch
D254,840 S	4/1980	Aldrich, III	D399,429 S	* 10/1998	Ramsey D9/539
RE30,805 E	11/1981	Rhoads	5,906,286 A	* 5/1999	Matsuno et al. 220/675
4,417,504 A	11/1983	Yamamoto	5,938,062 A	8/1999	Paramski
4,444,324 A	4/1984	Grenell	6,006,945 A	12/1999	Kirkland
4,483,890 A	11/1984	Beery et al.	D418,758 S	1/2000	Yucknut
4,819,819 A	4/1989	Robertson, Jr.	D429,166 S	* 8/2000	Ogg D9/552
5,065,923 A	11/1991	Hoefler et al.	6,152,302 A	11/2000	Miller et al.
D337,271 S	* 7/1993	Pezzoli et al. D9/539	6,170,666 B1	1/2001	DesLauriers
D345,695 S	4/1994	Frazer et al.	6,220,475 B1	* 4/2001	Nayar et al. 220/669
5,383,558 A	1/1995	Wilkinson et al.	D448,290 S	* 9/2001	Schultz et al. D9/428
5,429,262 A	7/1995	Sharkey	6,311,861 B1	* 11/2001	Policappelli 220/906

* cited by examiner

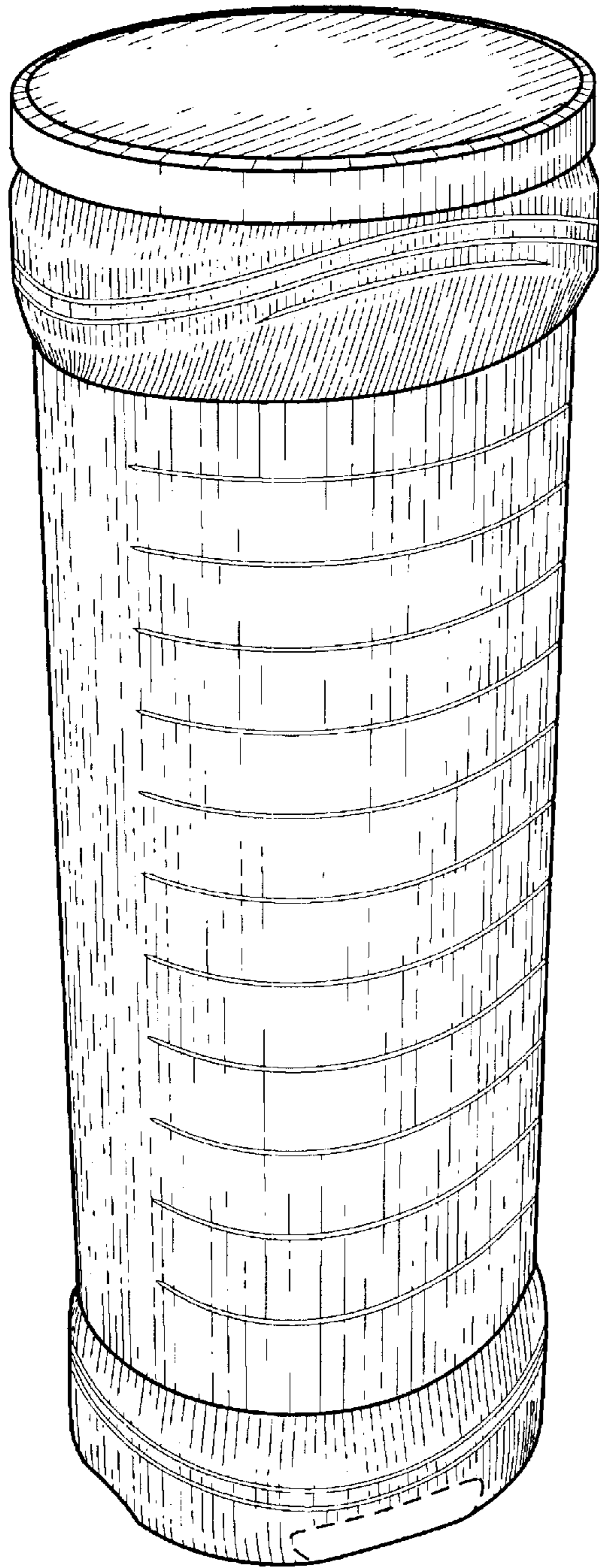


FIG. 1

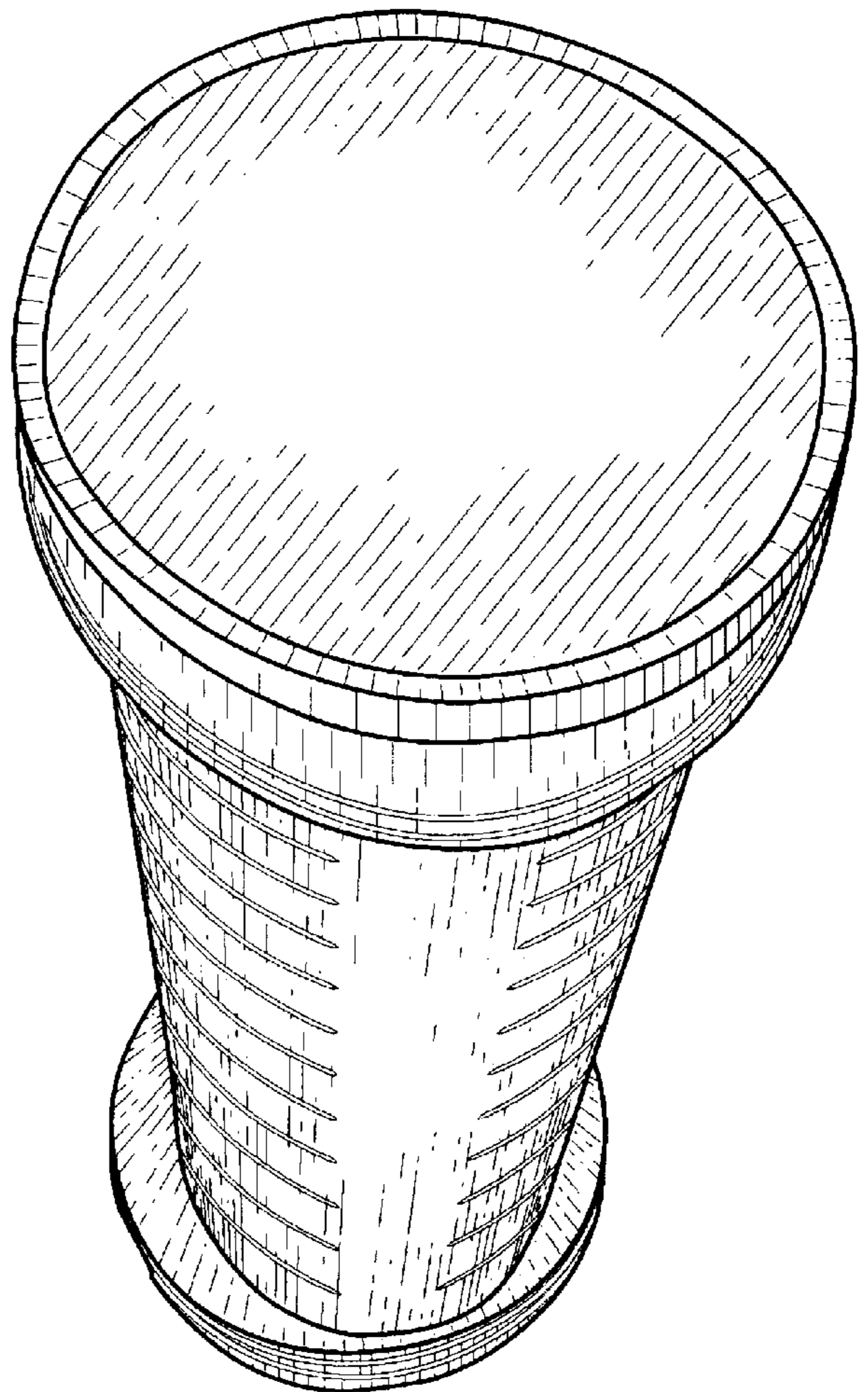


FIG. 2

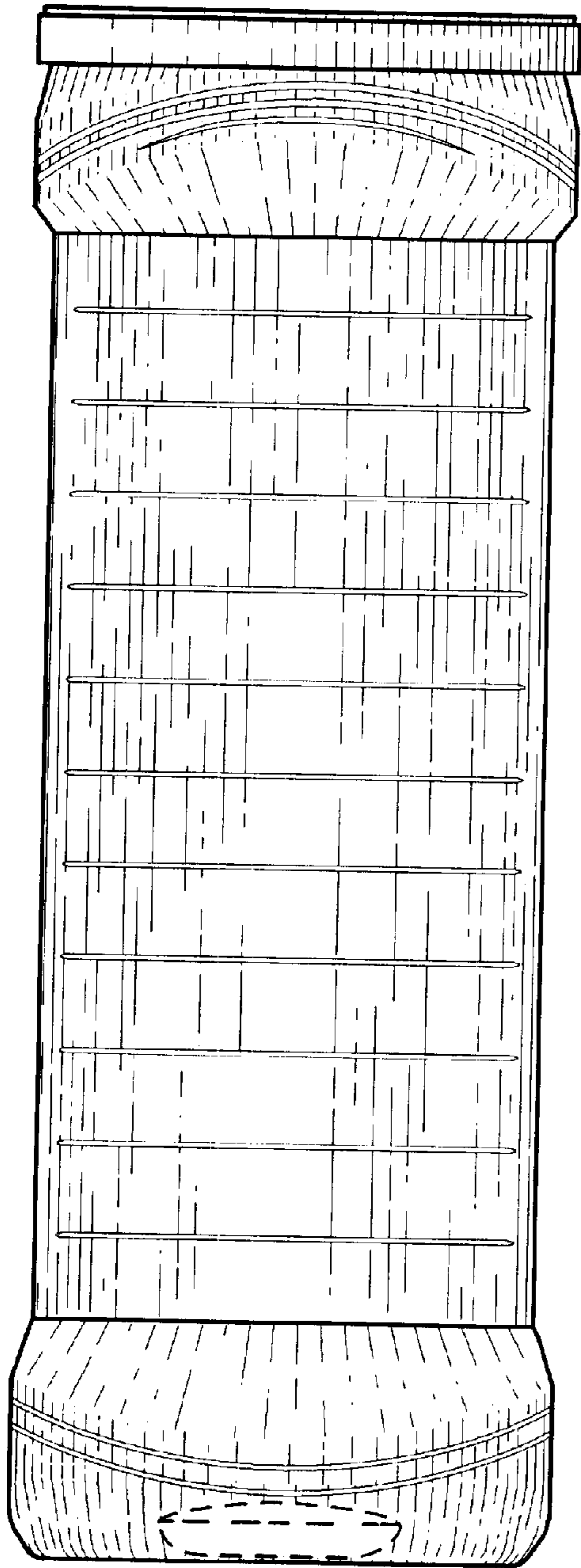


FIG. 3

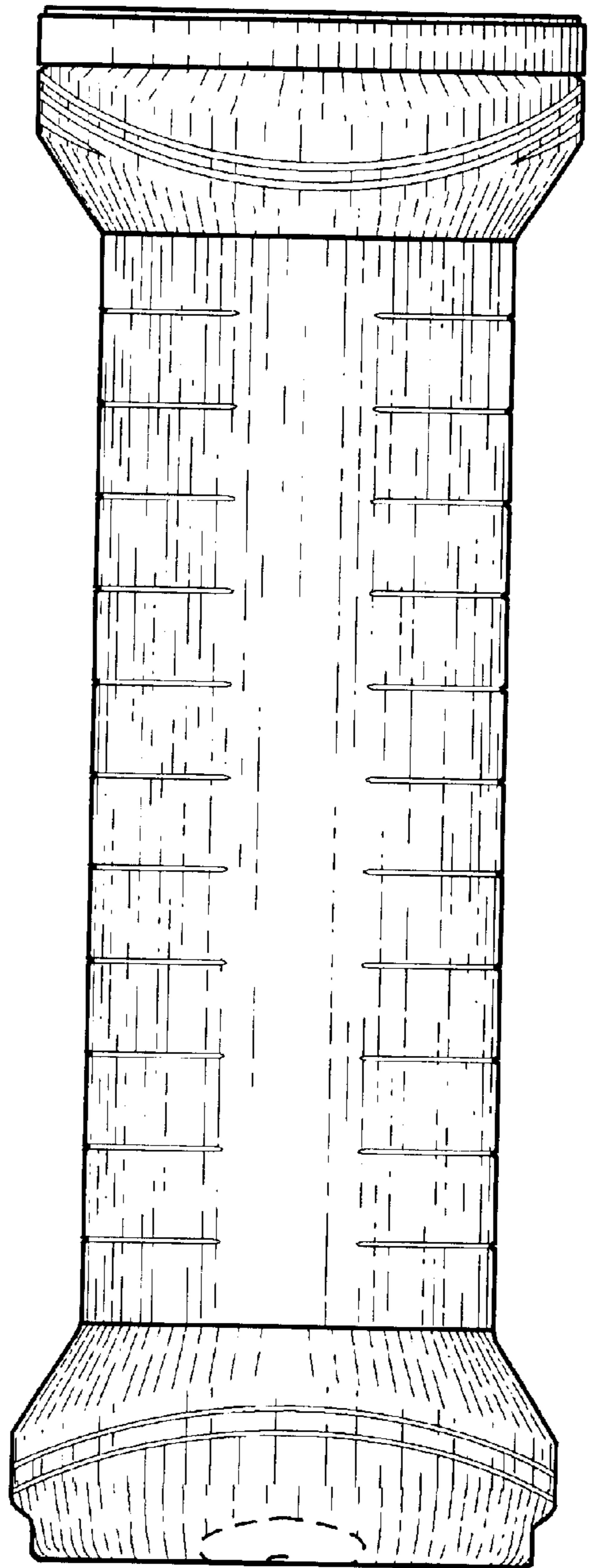


FIG. 4

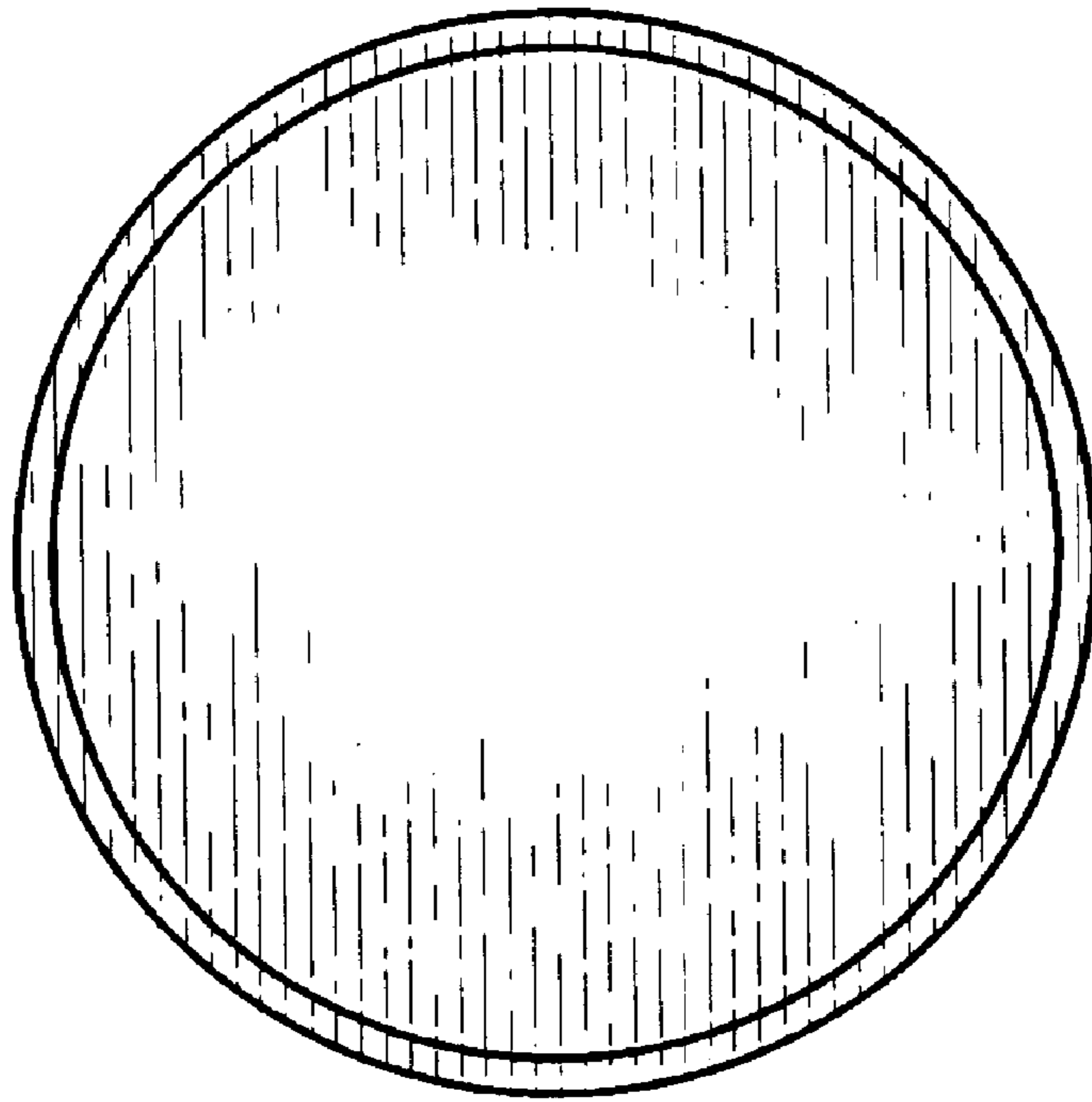


FIG. 5

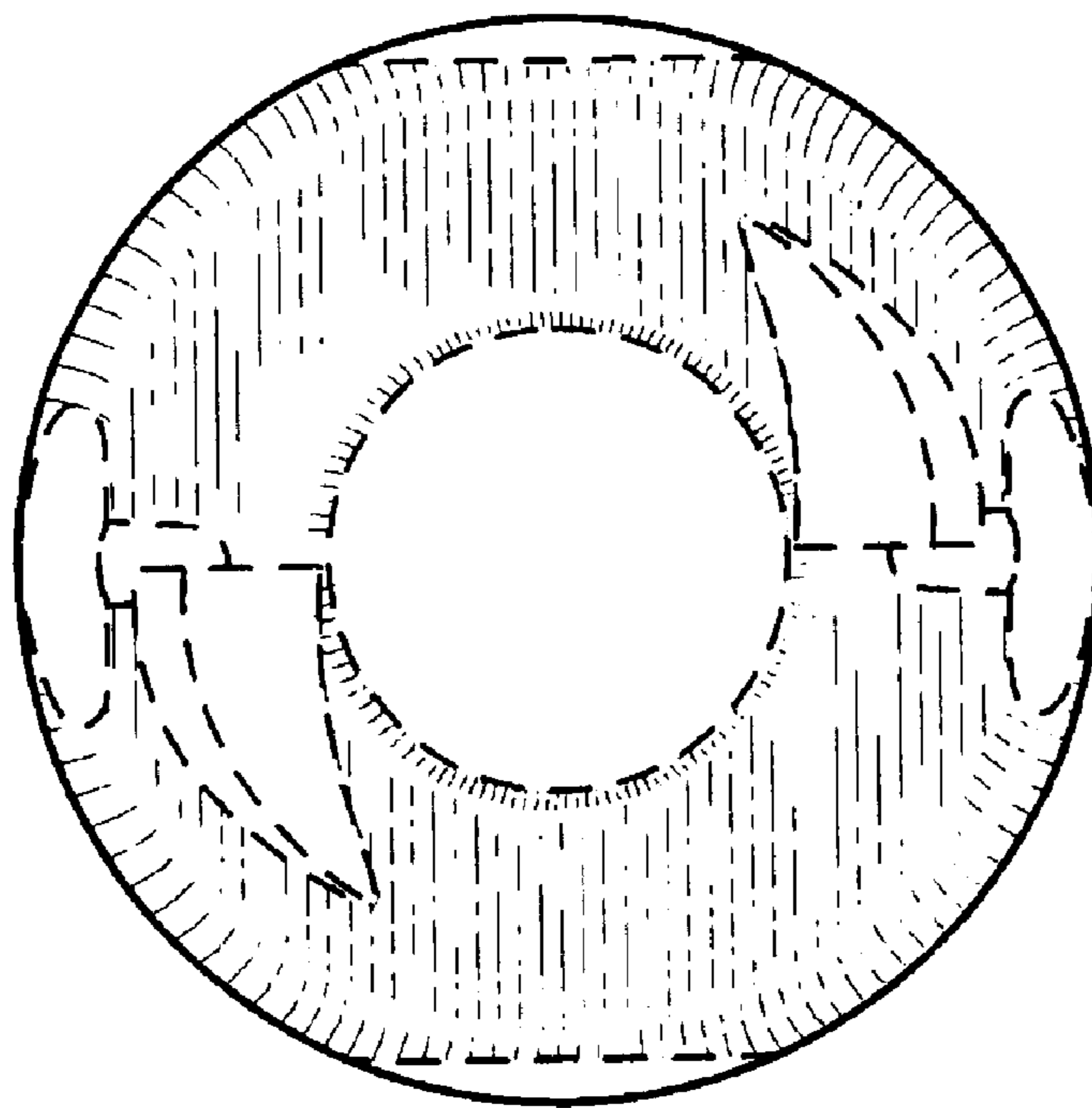


FIG. 6