



US00D471444S

(12) **United States Design Patent**
Kim et al.

(10) **Patent No.:** **US D471,444 S**

(45) **Date of Patent:** **** Mar. 11, 2003**

- (54) **BOWL FOR INSTANT NOODLES**
- (75) Inventors: **Kil-Taeg Kim**, Seoul (KR); **Kwang-Bo Ahn**, Kyungki-Do (KR)
- (73) Assignee: **Nong Shim Co., Ltd.** (KR)
- (**) Term: **14 Years**
- (21) Appl. No.: **29/159,077**
- (22) Filed: **Aug. 29, 2001**

- 4,605,142 A * 8/1986 Itoh et al. 229/123.1
- D288,065 S * 2/1987 Tyler D9/429
- 4,863,036 A * 9/1989 Heijenga 229/123.1
- 5,167,974 A * 12/1992 Grinrod et al. 229/123.1
- 5,176,314 A * 1/1993 Akazawa et al. 229/123.1
- D395,822 S * 7/1998 Keal et al. D9/429

* cited by examiner

Primary Examiner—Prabhakar Deshmukh
(74) *Attorney, Agent, or Firm*—Bourque & Associates, P.A.

Related U.S. Application Data

- (63) Continuation-in-part of application No. 29/140,335, filed on Apr. 17, 2001, now Pat. No. Des. 454,304.
- (51) **LOC (7) Cl.** **09-03**
- (52) **U.S. Cl.** **D9/416; D9/429; D9/431**
- (58) **Field of Search** D9/416, 417, 428, D9/429, 425, 431; D7/608, 601, 641; 229/400–407, 915, 939, 123.1, 123.3, 125.35, 125.33; 220/674, 625, 669, 670, 656, 659; 206/499, 501, 502, 821

References Cited

U.S. PATENT DOCUMENTS

- 3,094,240 A * 6/1963 Wanderer 229/400
- 3,391,847 A * 7/1968 Christine et al. 229/123.1
- D212,679 S * 11/1968 Ollier et al. D9/416
- 3,488,201 A * 1/1970 Pizarro 229/123.1
- D235,246 S * 6/1975 Evans et al. D9/416

(57) **CLAIM**

The ornamental design for a bowl for instant noodles, as shown.

DESCRIPTION

FIG. 1 is a three-dimensional side view of the bowl for instant noodles according to the present invention; FIG. 2 is a side view of the bowl for instant noodles according to the present invention; FIG. 3 is a further side view of the bowl for instant noodles according to the present invention; FIG. 4 is a yet another side view of the bowl for instant noodles according to the present invention; FIG. 5 is a still another side view of the bowl for instant noodles according to the present invention; FIG. 6 is a top view of the bowl for instant noodles according to the present invention; and, FIG. 7 is a bottom view of the bowl for instant noodles according to the present invention.

1 Claim, 4 Drawing Sheets





FIG. 1



FIG. 2




FIG. 3



FIG. 4



FIG. 5




FIG. 6




FIG. 7