



US00D471432S

(12) **United States Design Patent**
Ellis et al.

(10) **Patent No.:** **US D471,432 S**

(45) **Date of Patent:** **** Mar. 11, 2003**

(54) **DOOR HANDLESET**

OTHER PUBLICATIONS

(75) Inventors: **Phillip C. Ellis**, Reading, PA (US);
Rockwood T. Roberts, III, Shillington,
PA (US)

Magnum Hardware Catalog; p. 9; handle 2605.*
National Lock Hardware Catalog; p. 8; handleset 6513-3.*

* cited by examiner

(73) Assignee: **Baldwin Hardware Corporation**,
Reading, PA (US)

Primary Examiner—B. J. Bullock
(74) *Attorney, Agent, or Firm*—Lloyd D. Doigan

(**) Term: **14 Years**

(57) **CLAIM**

(21) Appl. No.: **29/164,851**

The ornamental design for a door handleset, as shown and described.

(22) Filed: **Aug. 1, 2002**

DESCRIPTION

(51) **LOC (7) Cl.** **11-05**

(52) **U.S. Cl.** **D8/350; D8/353**

(58) **Field of Search** D8/350, 352, 353,
D8/301, 302, 308, 316, 317, 338, 341;
16/402, 412; 70/207, 209, 450, 452; 292/347,
356, 357, 336.3

FIG. 1 is a perspective view of a door handleset showing our new design;

FIG. 2 is a front elevational view thereof;

FIG. 3 is a right side elevational view thereof;

FIG. 4 is a left side elevational view thereof;

FIG. 5 is a top plan view thereof;

FIG. 6 is a bottom plan view thereof; and,

FIG. 7 is a rear elevational view thereof.

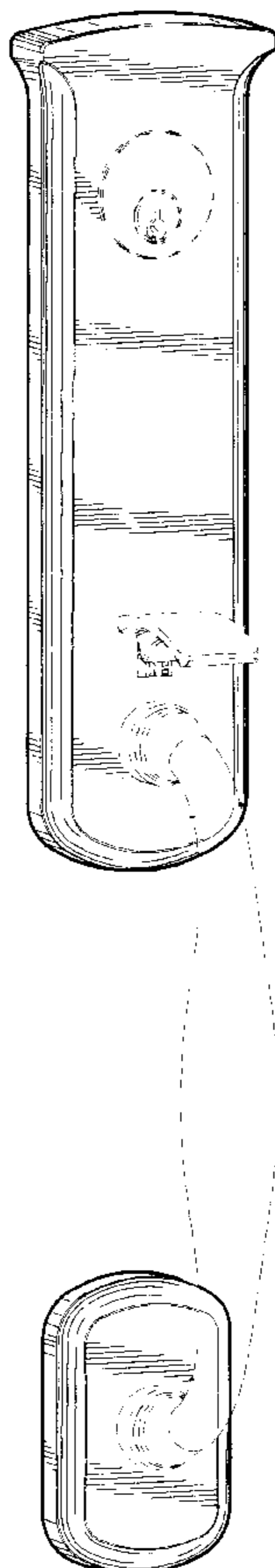
The broken line showing of the handle, the thumb piece and cylinder in FIG. 1 are for purposes of illustration only and form no part of the claimed design.

(56) **References Cited**

U.S. PATENT DOCUMENTS

D173,482 S	*	11/1954	Gehrie	D8/341
D300,203 S	*	3/1989	Halsted et al.	D8/302
D318,214 S	*	7/1991	Fleming et al.	D8/301
D351,980 S	*	11/1994	Molteni	D8/302
D391,827 S	*	3/1998	Carsello	D8/302

1 Claim, 6 Drawing Sheets



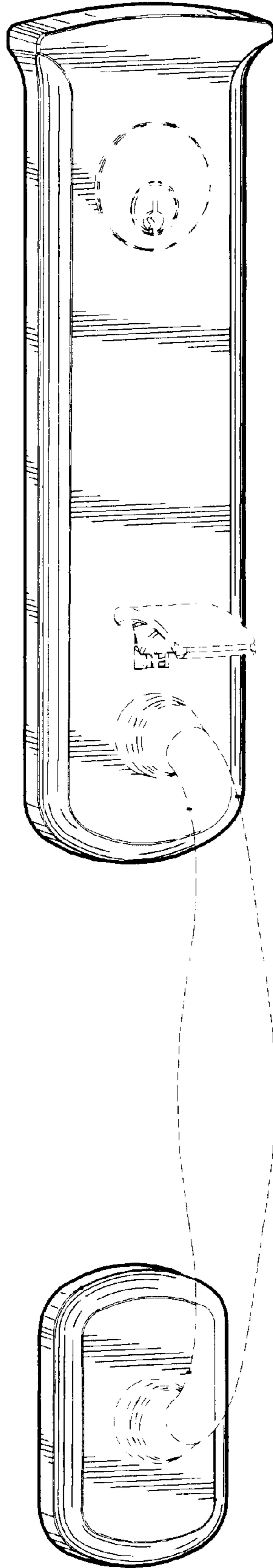


Figure - 1




Figure - 2


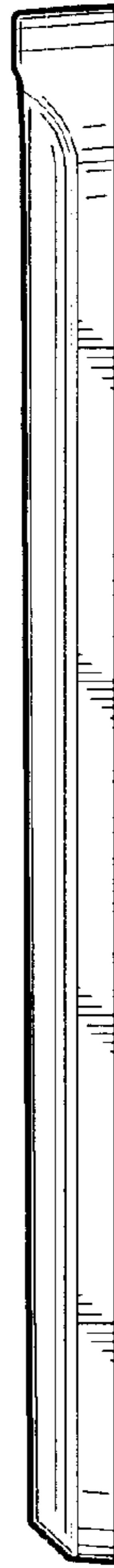


Figure - 3



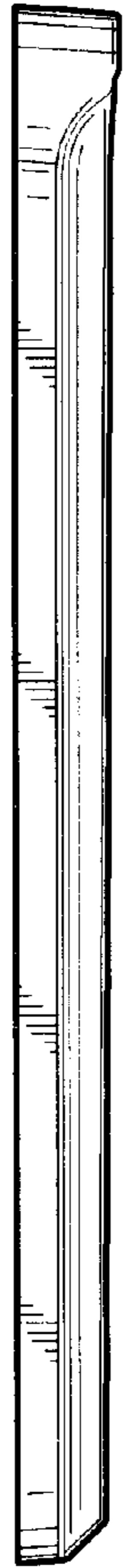


Figure - 4

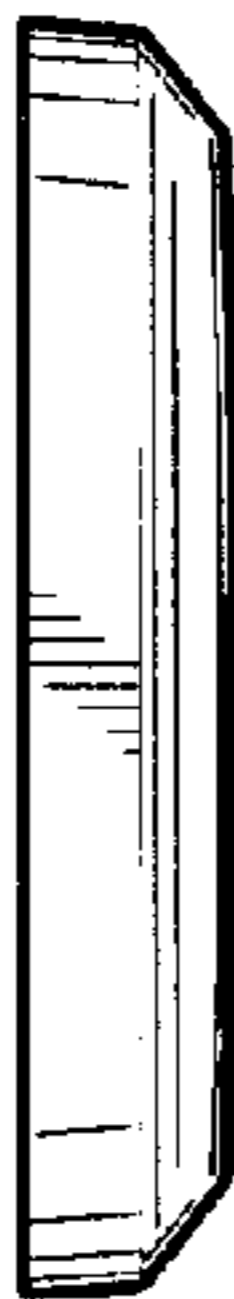




Figure - 5



Figure - 6




Figure - 7

