



US00D471410S

(12) **United States Design Patent**  
**Yuds**

(10) **Patent No.:** **US D471,410 S**

(45) **Date of Patent:** **\*\* Mar. 11, 2003**

(54) **WRENCH**

D352,878 S \* 11/1994 Penrose ..... D8/38  
D410,368 S \* 6/1999 Wysopal ..... D8/38

(76) Inventor: **Cynthia L Yuds**, 2136 Kensington Dr.,  
Waukesha, WI (US) 53188

\* cited by examiner

(\*\*) Term: **14 Years**

*Primary Examiner*—Raphael Barkai  
(74) *Attorney, Agent, or Firm*—Joseph S. Heino

(21) Appl. No.: **29/155,020**

(57) **CLAIM**

(22) Filed: **Feb. 1, 2002**

The ornamental design for a wrench, as shown and described.

(51) **LOC (7) Cl.** ..... **08-05**

(52) **U.S. Cl.** ..... **D8/17; D8/21**

(58) **Field of Search** ..... D8/17, 18, 21-29,  
D8/33-43; 81/119, 121.1, 124.4, 125.1,  
3.55, 3.4, 3.57, 3.09, 3.07, 3.42, 3.45, 3.2

**DESCRIPTION**

FIG. 1 is a front elevational view of the wrench showing my new design, the rear elevational view being a mirror image; FIG. 2 is a left side elevational view thereof; FIG. 3 is a right side elevational view thereof; FIG. 4 is a top plan view thereof; and, FIG. 5 is a bottom plan view thereof.

(56) **References Cited**

**U.S. PATENT DOCUMENTS**

564,625 A \* 7/1896 Kelsea  
D25,954 S \* 8/1896 Worden ..... D8/17

**1 Claim, 1 Drawing Sheet**

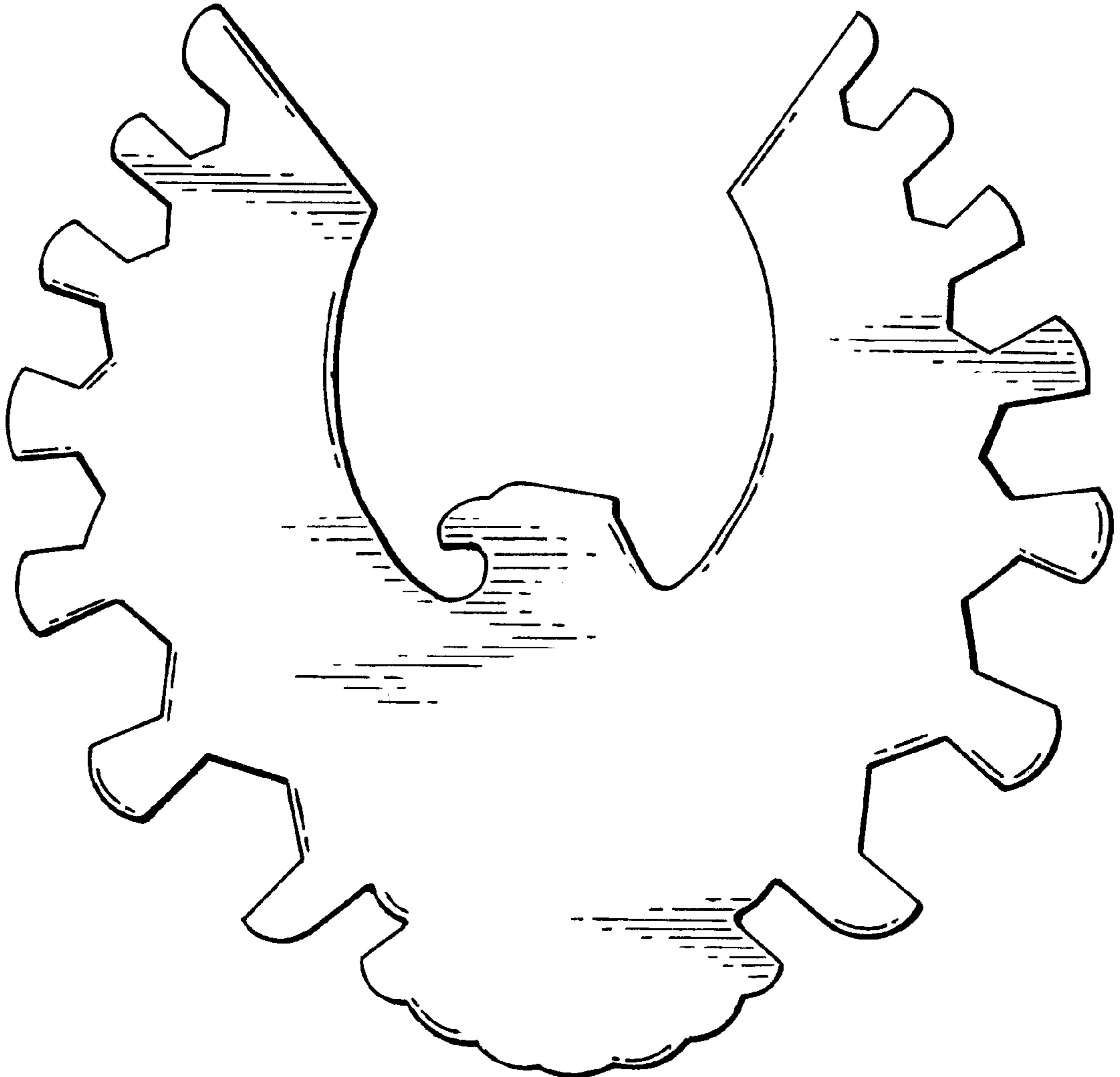


FIG. 1

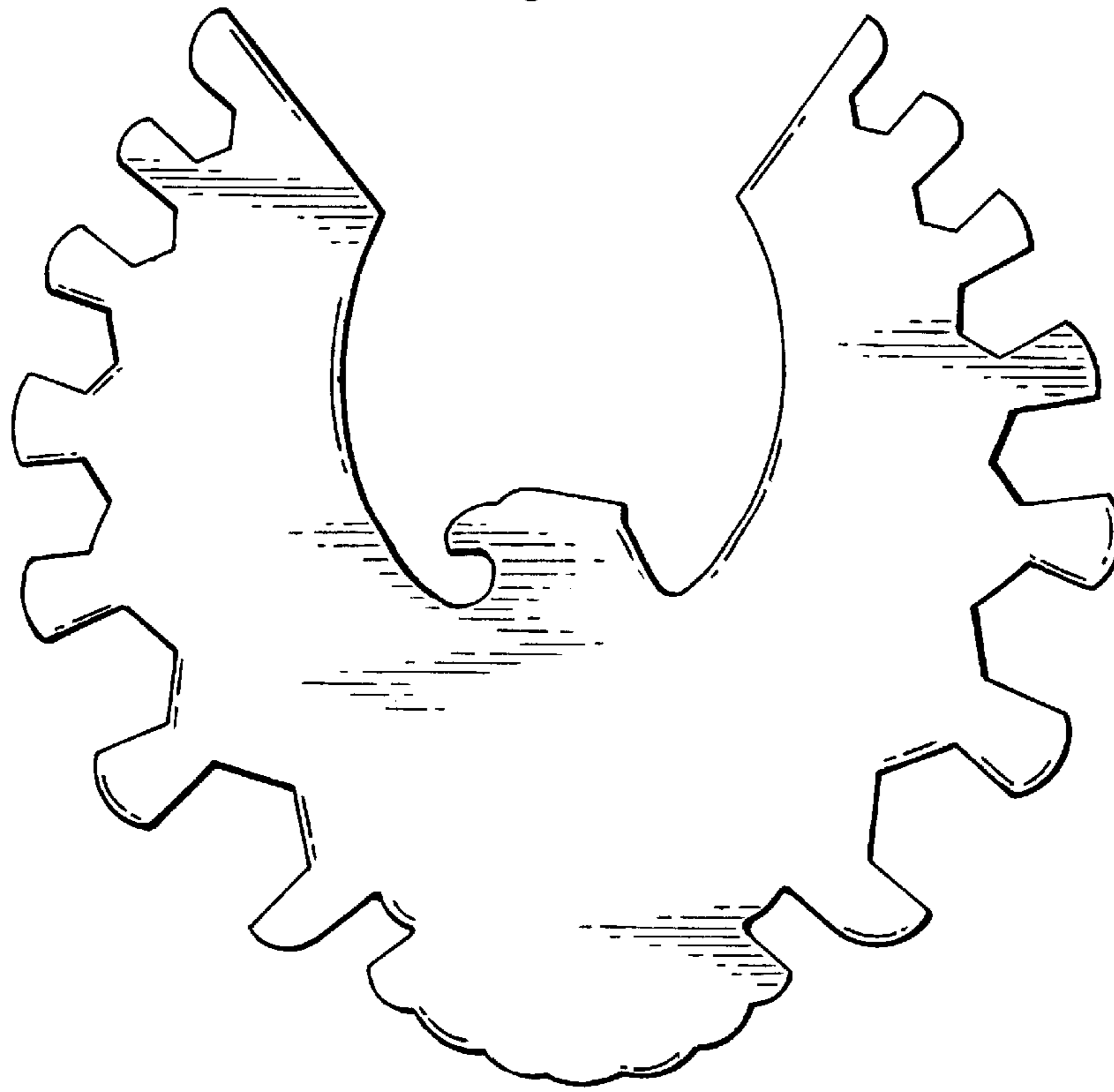


FIG. 2



FIG. 3

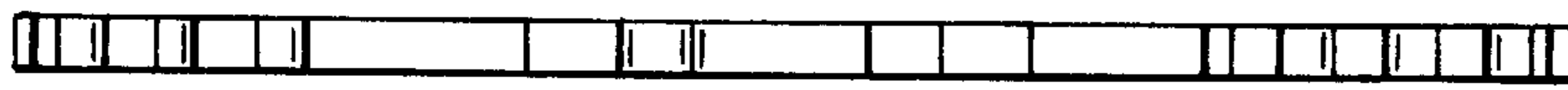


FIG. 4



FIG. 5