



US00D471405S

(12) **United States Design Patent**
Wellner

(10) **Patent No.:** **US D471,405 S**

(45) **Date of Patent:** **** Mar. 11, 2003**

- (54) **PLATTER**
- (75) **Inventor:** **Lucie L. Wellner**, Pompey, NY (US)
- (73) **Assignee:** **Syracuse China Company**, Syracuse, NY (US)
- (**) **Term:** **14 Years**
- (21) **Appl. No.:** **29/156,717**
- (22) **Filed:** **Mar. 7, 2002**
- (51) **LOC (7) Cl.** **07-01**
- (52) **U.S. Cl.** **D7/543; D7/550.1; D7/554.4**
- (58) **Field of Search** **D2/566, 550.1, D2/554.3, 554.4, 543, 544, 545, 567, 584, 587, 359, 588, 388; 220/23.83, 579, 575; 206/507**

- D226,673 S * 4/1973 Bateman D7/545
- D236,677 S * 9/1975 Pilger et al. D7/550.1
- D243,056 S 1/1977 Andersson
- D253,333 S * 11/1979 Carr, III et al. D7/359
- D264,913 S * 6/1982 Pomroy D7/545
- D303,196 S 9/1989 Unger
- 5,158,202 A * 10/1992 Kosonen et al. 220/574
- D346,311 S 4/1994 Boysen
- D370,152 S * 5/1996 Kostelni D7/388
- D370,598 S 6/1996 Koch
- D396,605 S 8/1998 Benson
- D402,852 S 12/1998 Benson
- D402,854 S * 12/1998 Benson D7/584
- D405,646 S * 2/1999 Indekeu D7/545
- D421,548 S * 3/2000 Cornelissen D7/554.3
- D422,845 S * 4/2000 Wonder D7/588
- D428,770 S * 8/2000 Wellner D7/545
- D431,421 S * 10/2000 Liu D7/550.1
- D440,827 S * 4/2001 Indekeu D7/554.3
- D461,102 S * 8/2002 Suzuki D7/566

(56) **References Cited**

U.S. PATENT DOCUMENTS

- D33,217 S 9/1900 Chevrier
- D50,401 S 2/1917 Miller
- 1,589,558 A 6/1926 Reizenstein
- D82,887 S 12/1930 Heisey
- D83,961 S 4/1931 Fisher
- 1,960,407 A 5/1934 Bothe
- 2,050,206 A 8/1936 Chaplin
- D102,362 S 12/1936 Friedman et al.
- D115,524 S 7/1939 Randall
- D119,279 S 3/1940 May
- D160,860 S 11/1950 Heisey
- D161,752 S 1/1951 Hart
- 2,763,421 A 9/1956 Bennett
- 2,795,942 A 6/1957 Harris
- D182,626 S * 4/1958 Salm et al. D7/545
- D184,651 S 3/1959 Woofter et al.
- D191,123 S 8/1961 Jones

* cited by examiner

Primary Examiner—M. N. Pandozzi

(74) *Attorney, Agent, or Firm*—Emch, Schaffer, Schaub & Porcello Co., L.P.A.

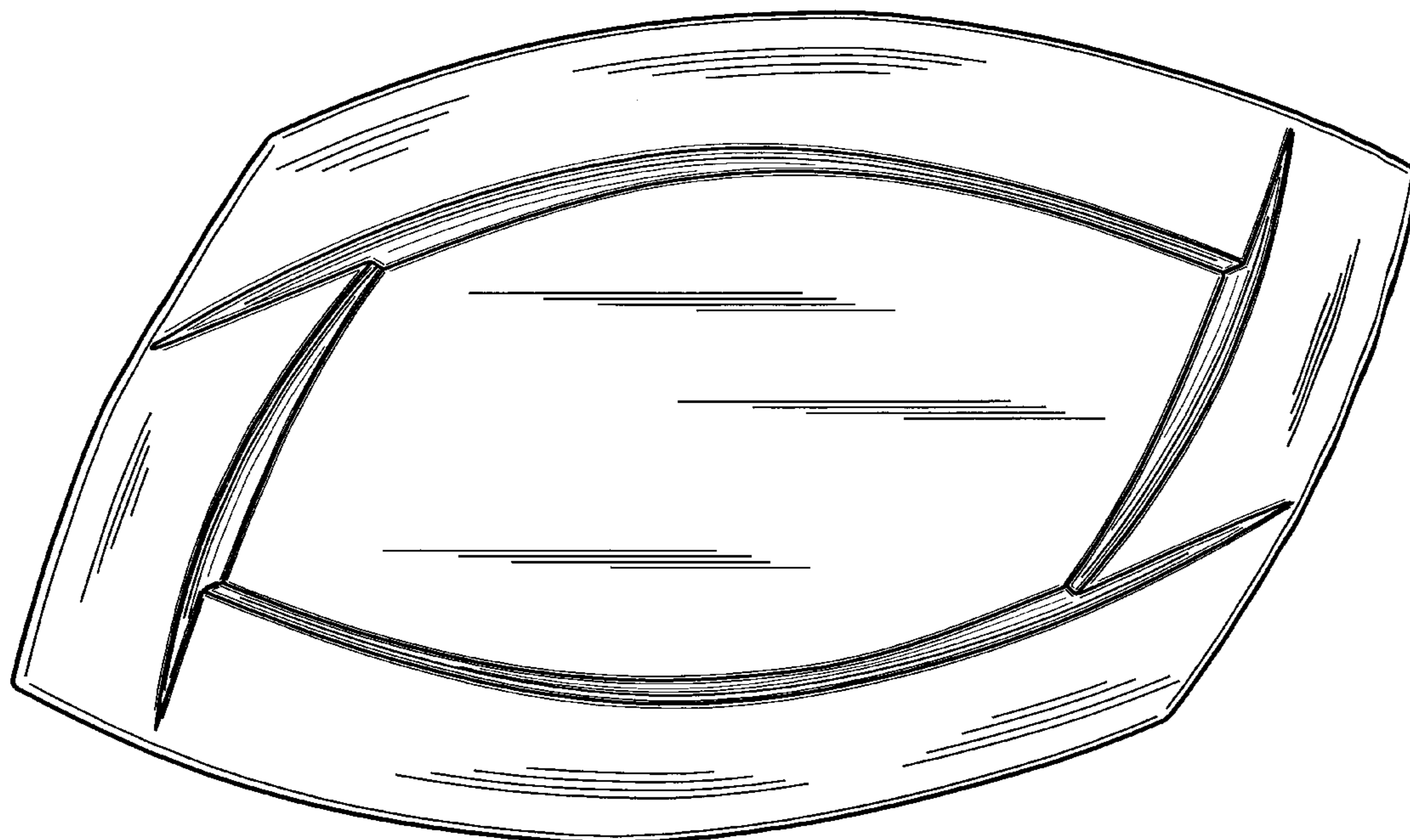
(57) **CLAIM**

The ornamental design for a platter, as shown and described.

DESCRIPTION

FIG. 1 is a top view of a platter according to the present design;
 FIG. 2 is a bottom view thereof;
 FIG. 3 is a front elevational view thereof; the back elevational view being the same; and,
 FIG. 4 is a first side elevational view thereof; the second side elevational view being the same.

1 Claim, 4 Drawing Sheets



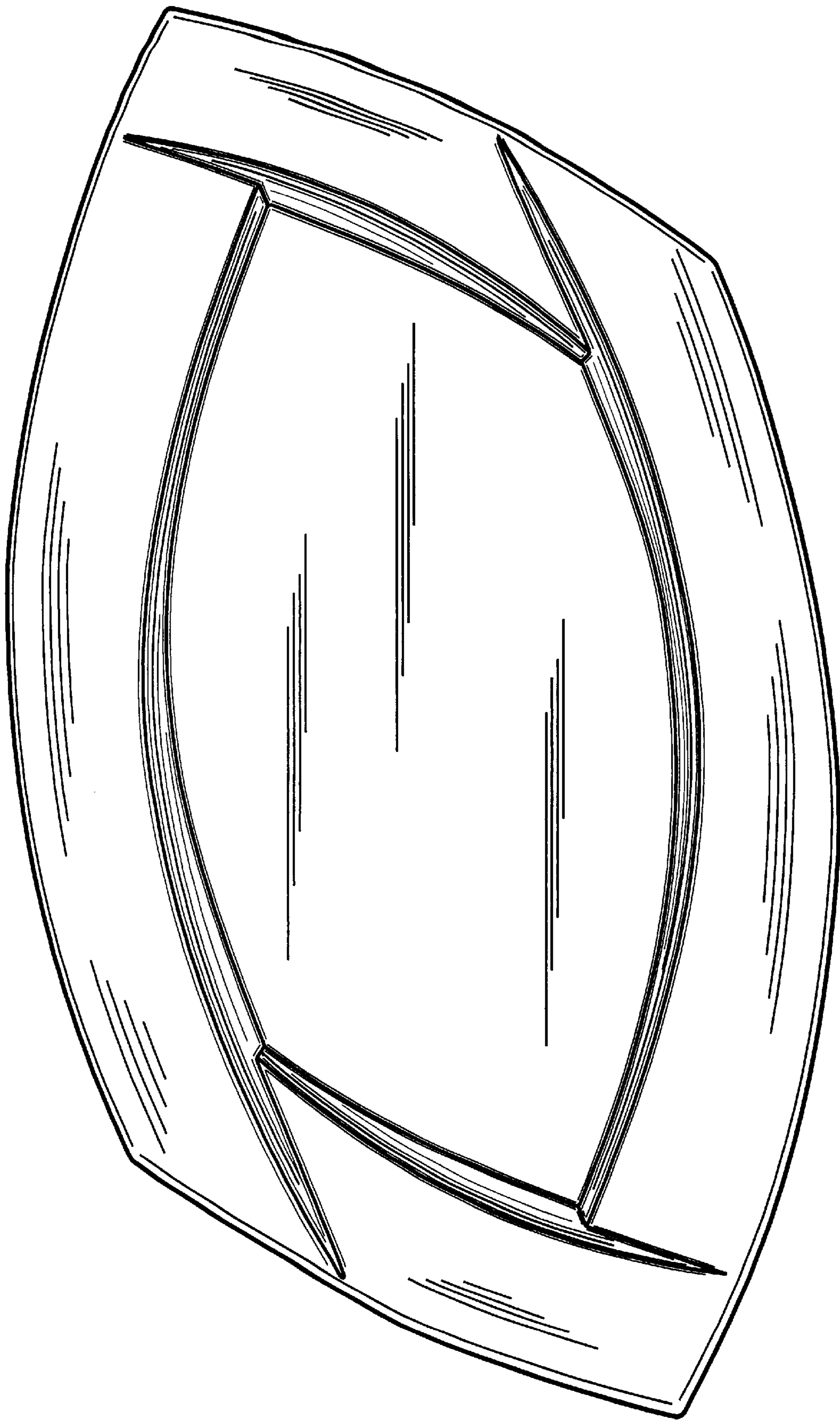


FIG. 1

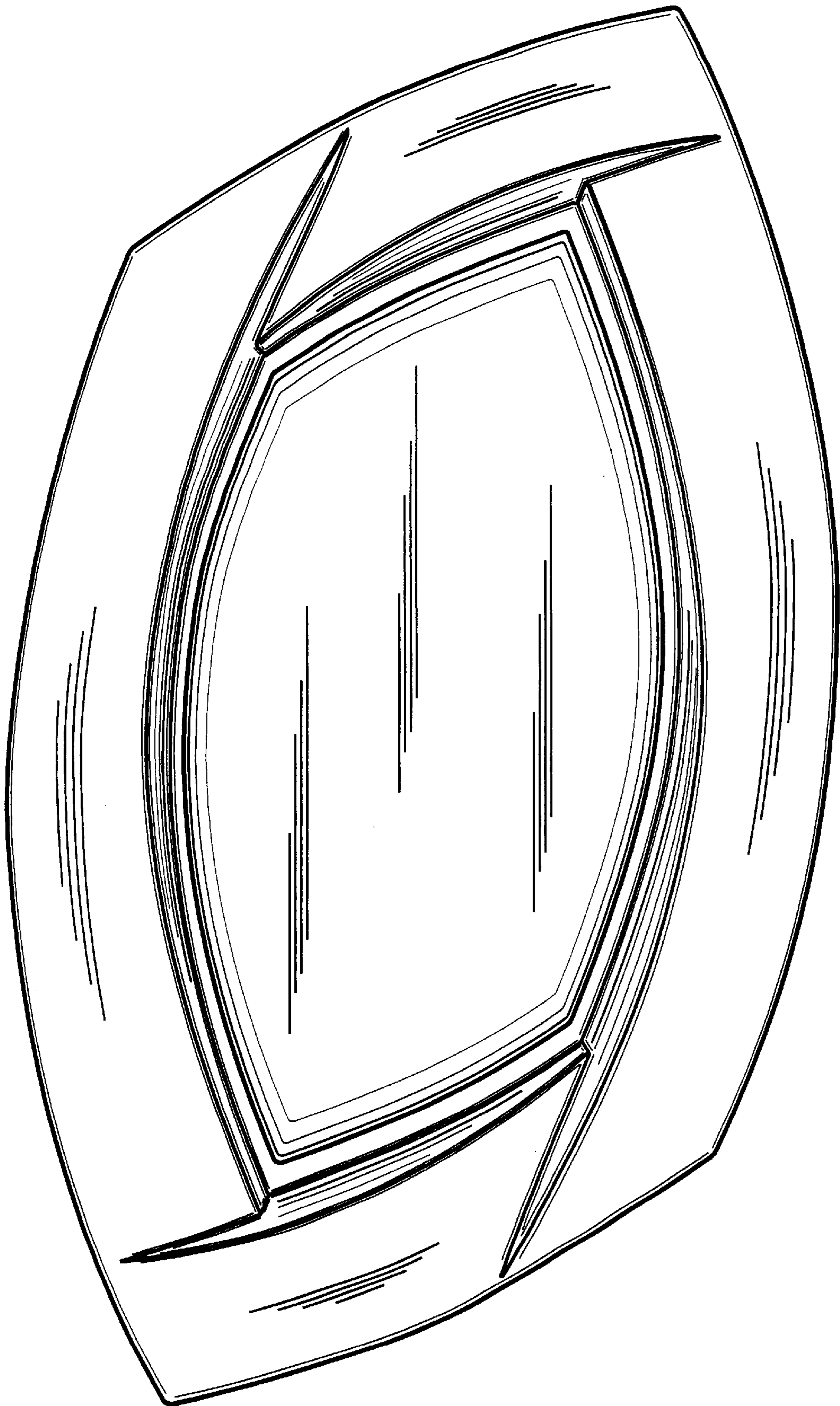


FIG. 2



FIG. 3



FIG. 4