



US00D471400S

(12) **United States Design Patent**
Jeter et al.

(10) **Patent No.:** **US D471,400 S**

(45) **Date of Patent:** **** Mar. 11, 2003**

(54) **TRAY HOLDER WITH HAND GRIPS**

(75) **Inventors:** **Ruane S. Jeter**, Los Angeles, CA (US);
Larry D. Maddux, Westminster, CA
(US); **Charles W. Jarvis**, Irvine, CA
(US)

(73) **Assignee:** **Cambro Manufacturing Company**,
Huntington Beach, CA (US)

(**) **Term:** **14 Years**

(21) **Appl. No.:** **29/151,323**

(22) **Filed:** **Dec. 3, 2001**

(51) **LOC (7) Cl.** **07-99**

(52) **U.S. Cl.** **D7/396.1; D7/387**

(58) **Field of Search** D7/387, 388, 396.1,
D7/397, 396.6, 409, 601, 602, 682; 294/1.2,
6, 27.1, 32, 137, 144; D12/197; D8/310,
107, 300, 391; D9/440, 447, 439; 269/54.5;
248/146; D26/9; D1/102, 118, 105

(56) **References Cited**

U.S. PATENT DOCUMENTS

D103,307 S	*	2/1937	Cory	D7/601
2,111,456 A	*	3/1938	Markle, Jr.	269/54.5
2,723,068 A	*	11/1955	Ettwein	294/144
4,226,355 A	*	10/1980	Helfrich, Jr.	248/146
D280,592 S	*	9/1985	Duquaine, Jr. et al.	D7/387

D317,222 S	*	6/1991	Dodge	D1/102
D328,356 S	*	7/1992	Wokeck	D26/9
D334,332 S	*	3/1993	Massey	D8/107
D340,343 S	*	10/1993	Rizikow	D1/118
D348,590 S	*	7/1994	Scott	D7/682
D391,036 S	*	2/1998	Sotile	D1/105
D395,987 S	*	7/1998	Loughead et al.	D7/682
D397,581 S	*	9/1998	Lowery	D7/409
D411,709 S	*	6/1999	Curtis et al.	D7/396.1
D460,319 S	*	7/2002	Conran	D7/397

* cited by examiner

Primary Examiner—M. N. Pandozzi

(74) *Attorney, Agent, or Firm*—George F. Bethel

(57) **CLAIM**

We claim the ornamental design for a tray holder with hand grips, as shown and described.

DESCRIPTION

FIG. 1 shows a perspective view of the tray holder with hand grips of our invention.

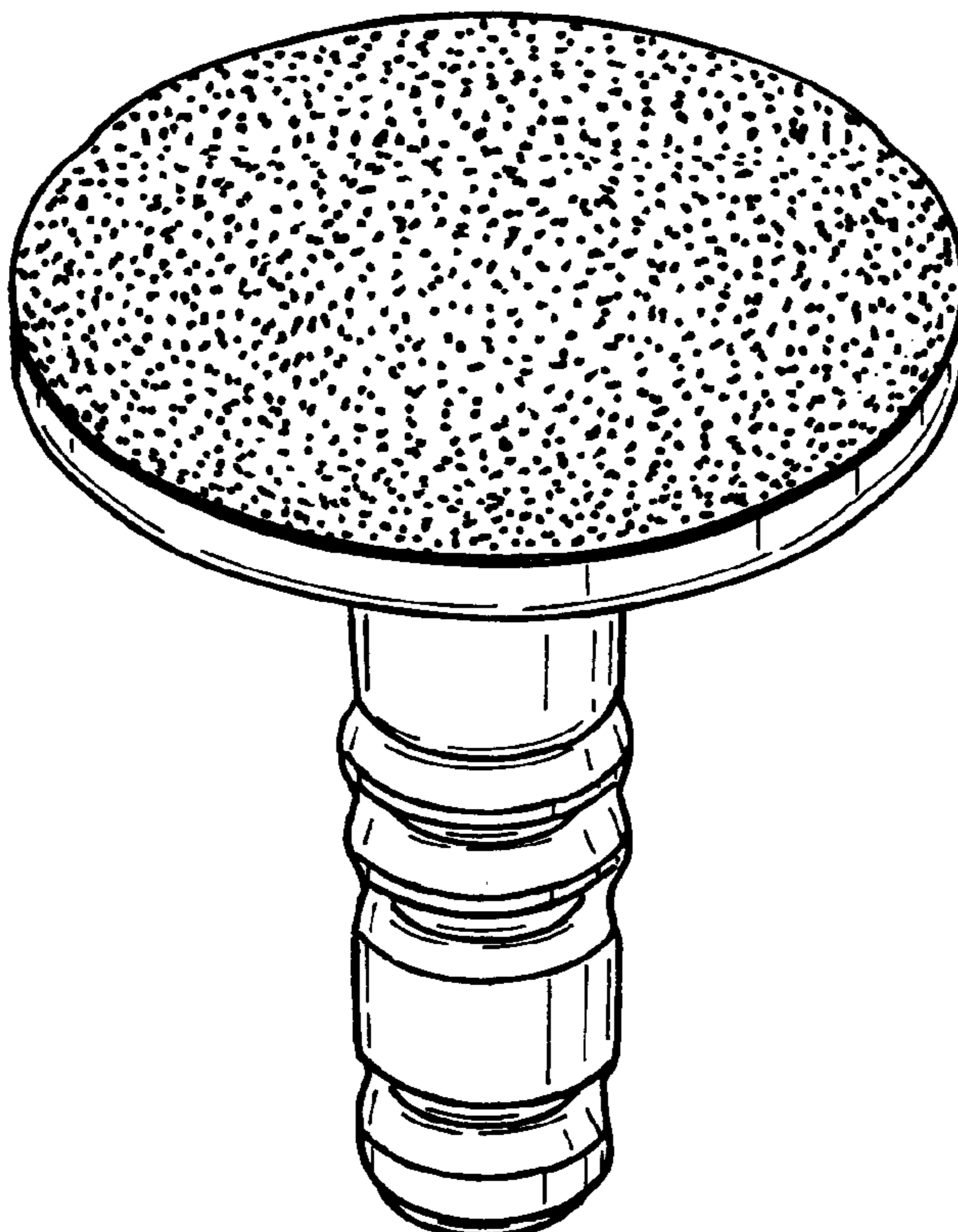
FIG. 2 shows a side elevation view of the tray holder.

FIG. 3 shows a bottom plan view of the tray holder; and,

FIG. 4 shows a view of the tray holder in use for exemplary purposes.

The broken line showing environmental structure in FIG. 4 is for illustrative purposes only and forms no part of the claimed design.

1 Claim, 2 Drawing Sheets



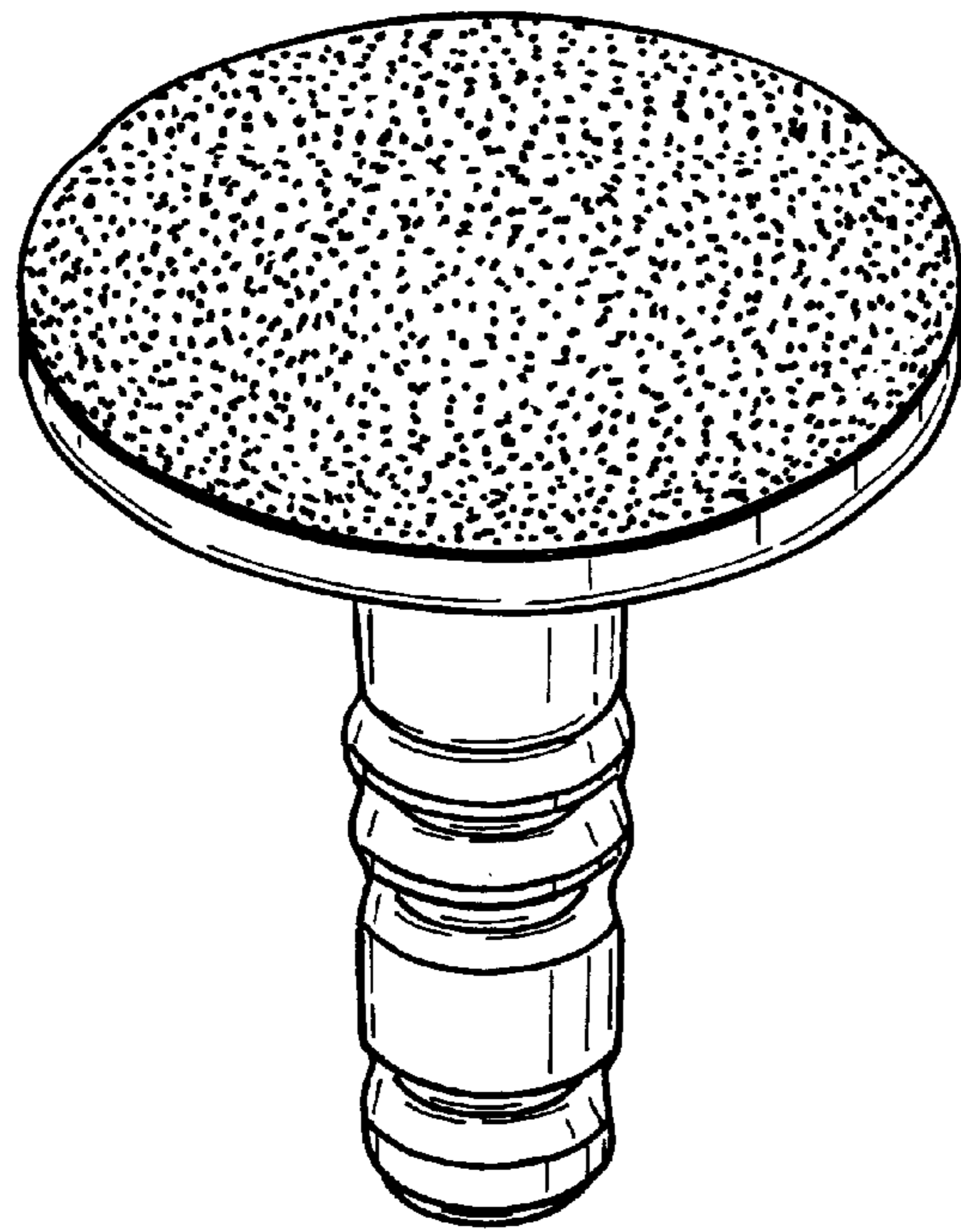


FIG. 1

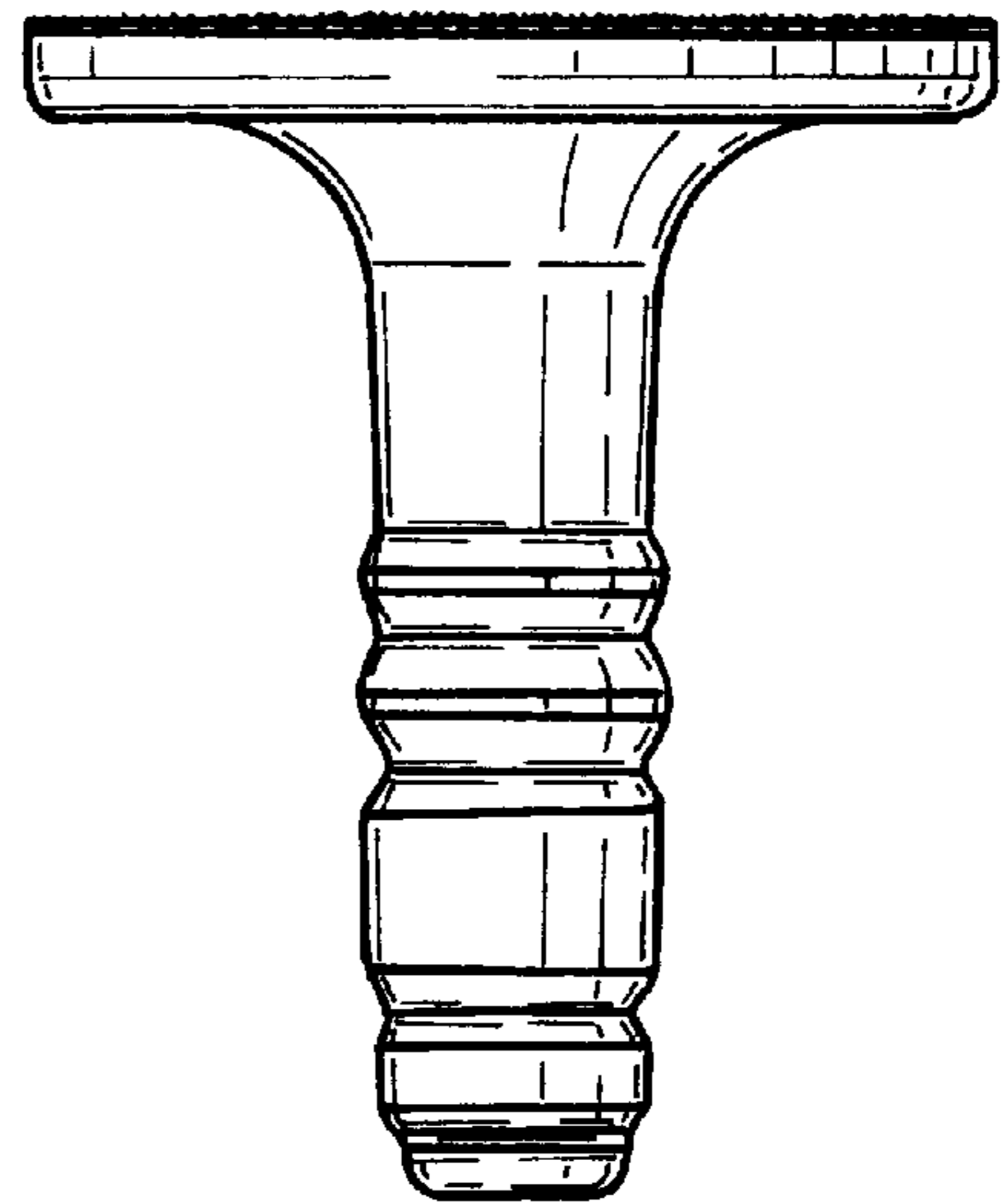


FIG. 2

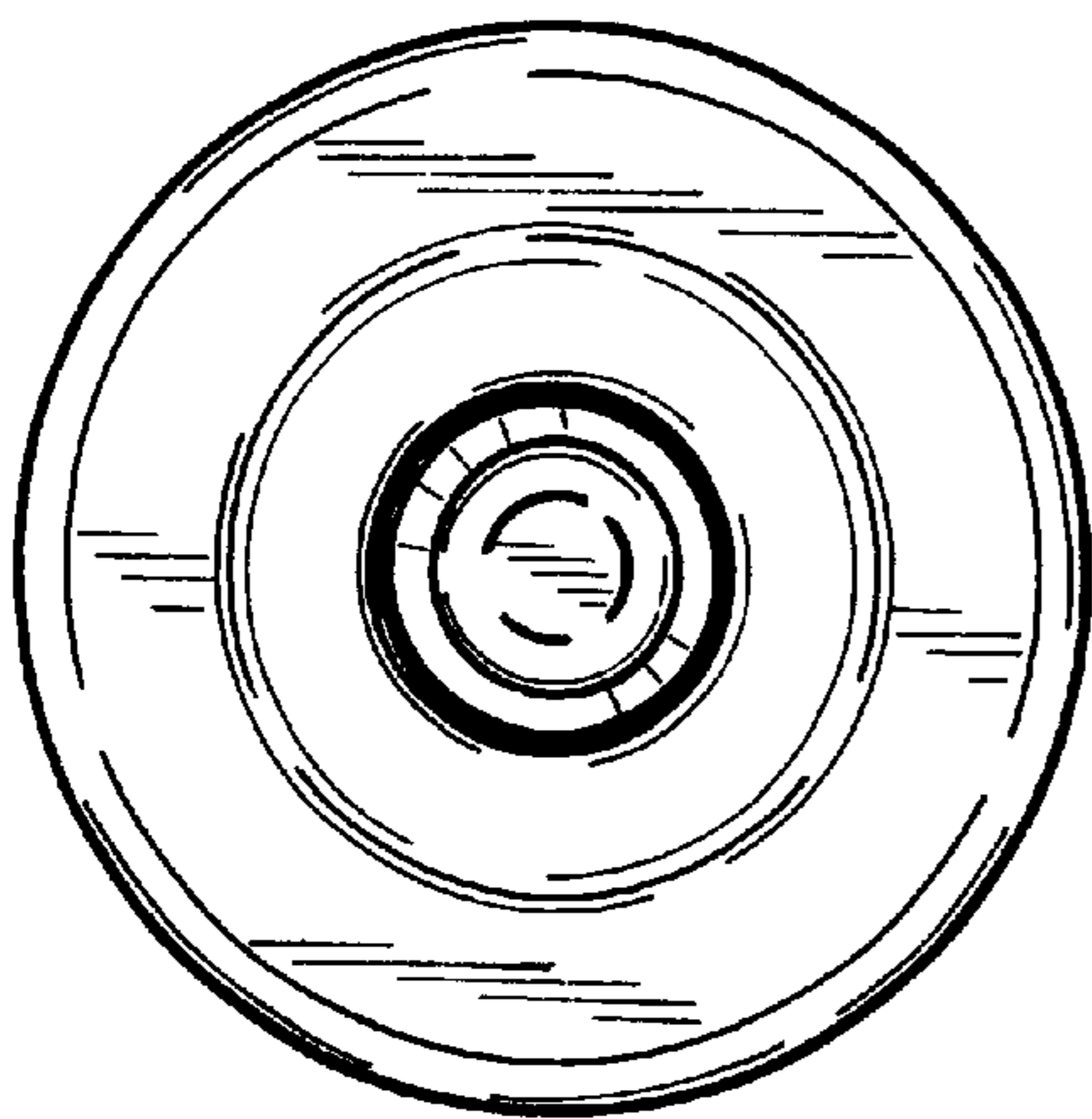


FIG. 3

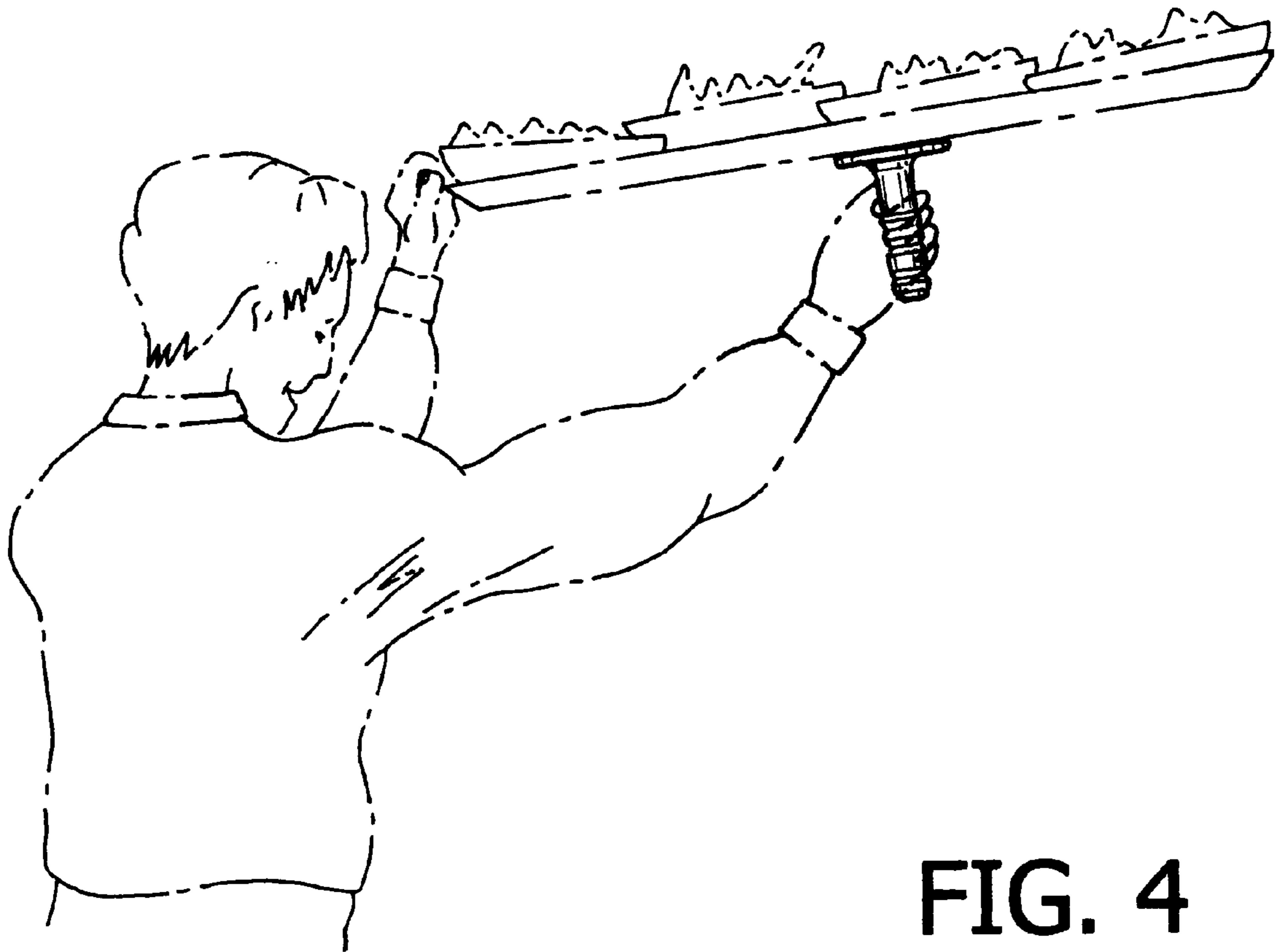


FIG. 4