



US00D471374S

(12) **United States Design Patent**
Natuzzi et al.

(10) **Patent No.:** **US D471,374 S**

(45) **Date of Patent:** **** Mar. 11, 2003**

(54) **SOFA**

D426,397 S * 6/2000 Nicoletti D6/381

(75) Inventors: **Pasquale Natuzzi**, Santeramo in Colle (IT); **Cosimo Suma**, Matera (IT)

OTHER PUBLICATIONS

(73) Assignee: **Industrie Natuzzi S.P.A.**, Santeramo in Colle (IT)

Natuzzi Model 1858, International Home Furnishings Market, High Point, NC, Jul. 1999.*

(**) Term: **14 Years**

Furniture Today, p.78, Klausner sofa at bottom, Apr. 16, 2001.*

(21) Appl. No.: **29/148,224**

* cited by examiner

(22) Filed: **Sep. 17, 2001**

Primary Examiner—Gary D. Watson

(74) *Attorney, Agent, or Firm*—Harrison & Egbert

(51) **LOC (7) Cl.** **06-01**

(57) **CLAIM**

(52) **U.S. Cl.** **D6/381**

The ornamental design for a sofa, as shown and described.

(58) **Field of Search** D6/334, 335, 364, D6/371, 381, 500, 501, 502; 5/12.1; 297/232

DESCRIPTION

(56) **References Cited**

U.S. PATENT DOCUMENTS

D291,167 S	*	8/1987	Forbicini	D6/381
D355,082 S	*	2/1995	Natuzzi et al.	D6/381
D355,784 S	*	2/1995	Natuzzi et al.	D6/381
D364,975 S	*	12/1995	Natuzzi et al.	D6/381
D366,371 S	*	1/1996	Natuzzi et al.	D6/381
D382,724 S	*	8/1997	Natuzzi et al.	D6/381
D390,033 S	*	2/1998	Natuzzi et al.	D6/381

FIG. 1 is a front perspective view showing our new design of a sofa;

FIG. 2 is a front elevational view thereof,


FIG. 3 is a top view thereof,

FIG. 4 is a left side view thereof, the right side view being a mirror image; and,

FIG. 5 is a rear perspective view thereof.

The broken lines shown in FIGS. 1 and 2 are understood to represent stitching.

1 Claim, 3 Drawing Sheets






FIG. 1




FIG. 2




FIG. 3




FIG. 4




FIG. 5

UNITED STATES PATENT AND TRADEMARK OFFICE
CERTIFICATE OF CORRECTION

PATENT NO. : Des. 471,374 S
DATED : March 11, 2003
INVENTOR(S) : Pasquale Natuzzi et al.

Page 1 of 5

It is certified that error appears in the above-identified patent and that said Letters Patent is hereby corrected as shown below:

Delete the title page and substitute, therefore, the attached title page.

Replace drawings, figures 1 through 5, with the correct drawings, figures 1 through 5, as attached.

Signed and Sealed this

Twenty-second Day of July, 2003

A handwritten signature in black ink, appearing to read "James E. Rogan", with a horizontal line drawn underneath it.

JAMES E. ROGAN
Director of the United States Patent and Trademark Office

(12) **United States Design Patent**
Natuzzi et al.

(10) **Patent No.:** **US D471,374 S**
(45) **Date of Patent:** **** Mar. 11, 2003**

- (54) **SOFA**
- (75) **Inventors:** **Pasquale Natuzzi, Santeramo in Colle (IT); Cosimo Suma, Matera (IT)**
- (73) **Assignee:** **Industrie Natuzzi S.P.A., Santeramo in Colle (IT)**
- (**) **Term:** **14 Years**
- (21) **Appl. No.:** **29/148,224**
- (22) **Filed:** **Sep. 17, 2001**
- (51) **LOC (7) Cl. 06-01**
- (52) **U.S. Cl. D6/381**
- (58) **Field of Search D6/334, 335, 364, D6/371, 381, 500, 501, 502; 5/12.1; 297/232**

D426,397 S * 6/2000 Nicoletti D6/381

OTHER PUBLICATIONS

Natuzzi Model 1858, International Home Furnishings Market, High Point, NC, Jul. 1999.*
 Furniture Today, p.78. Klaussner sofa at bottom, Apr. 16, 2001.*

* cited by examiner

Primary Examiner—Gary D. Watson
(74) *Attorney, Agent, or Firm*—Harrison & Egbert

(57) **CLAIM**

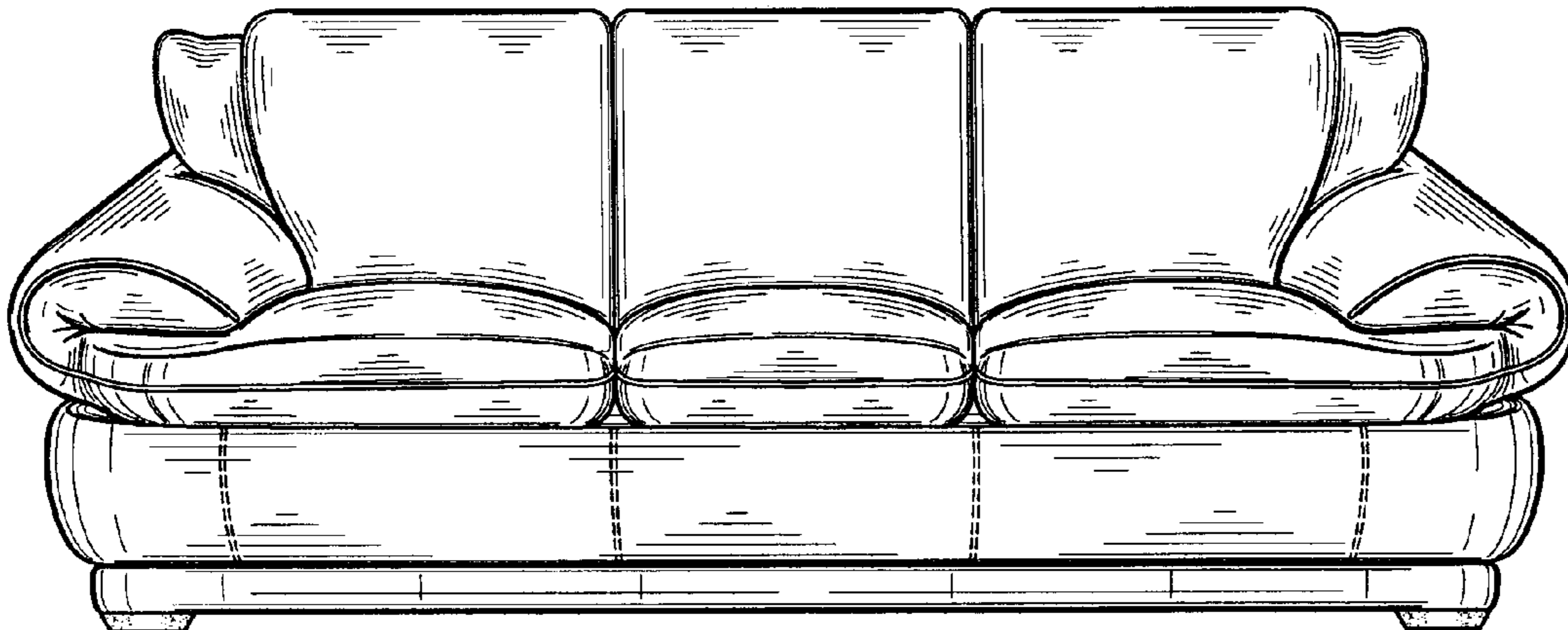
The ornamental design for a sofa, as shown and described.

DESCRIPTION

FIG. 1 is a front perspective view showing our new design of a sofa;
 FIG. 2 is a front elevational view thereof,
 FIG. 3 is a top view thereof,
 FIG. 4 is a left side view thereof, the right side view being a mirror image; and,
 FIG. 5 is a rear perspective view thereof.
 The broken lines shown in FIGS. 1 and 2 are understood to represent stitching.

1 Claim, 3 Drawing Sheets

- (56) **References Cited**
- U.S. PATENT DOCUMENTS**
- D291,167 S * 8/1987 Forbicini D6/381
- D355,082 S * 2/1995 Natuzzi et al. D6/381
- D355,784 S * 2/1995 Natuzzi et al. D6/381
- D364,975 S * 12/1995 Natuzzi et al. D6/381
- D366,371 S * 1/1996 Natuzzi et al. D6/381
- D382,724 S * 8/1997 Natuzzi et al. D6/381
- D390,033 S * 2/1998 Natuzzi et al. D6/381



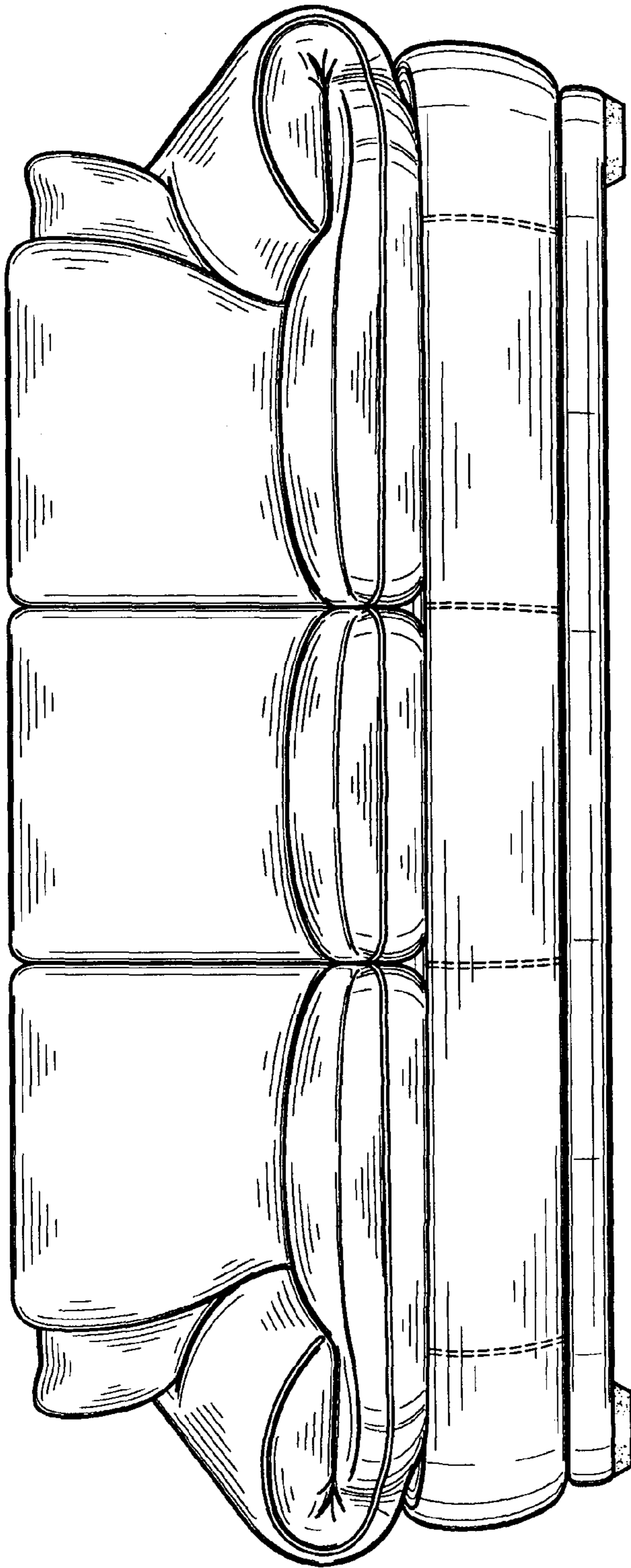


FIG. 1

U.S. Patent

Mar. 11, 2003

Sheet 2 of 3

D471,374 S

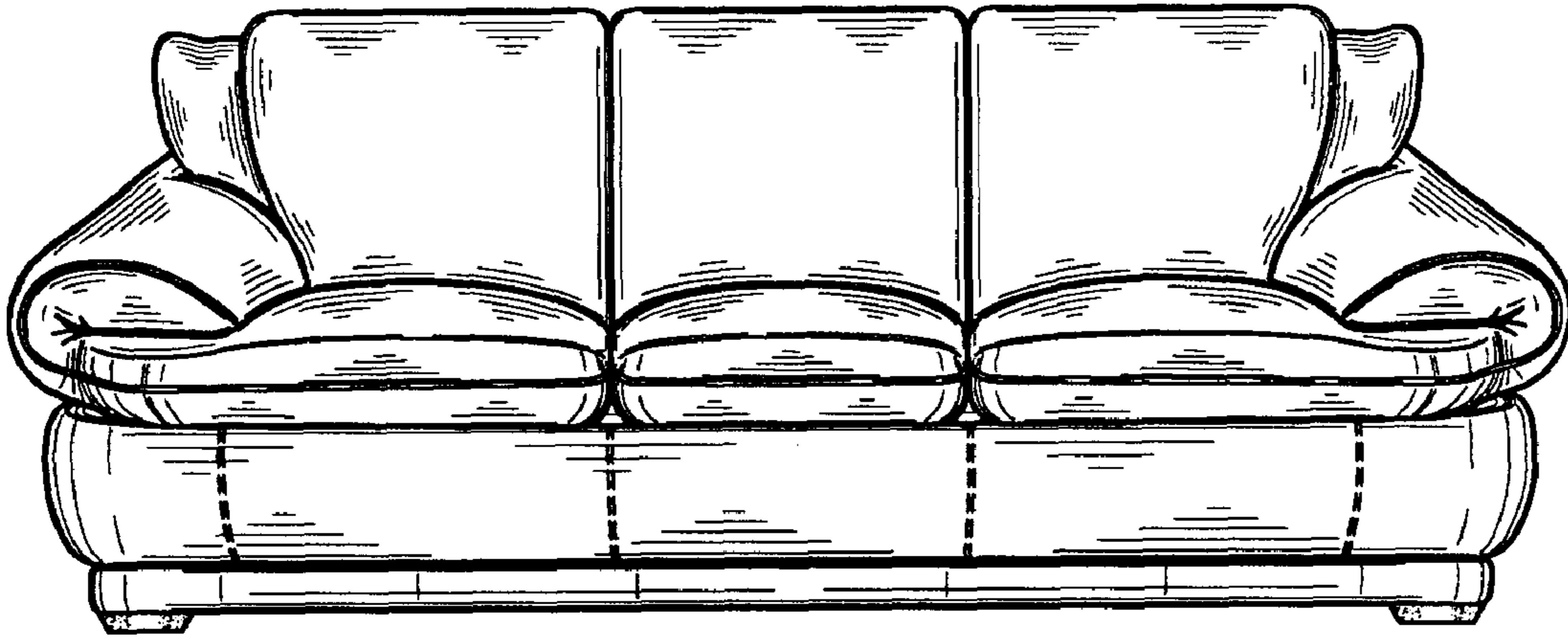


FIG. 2

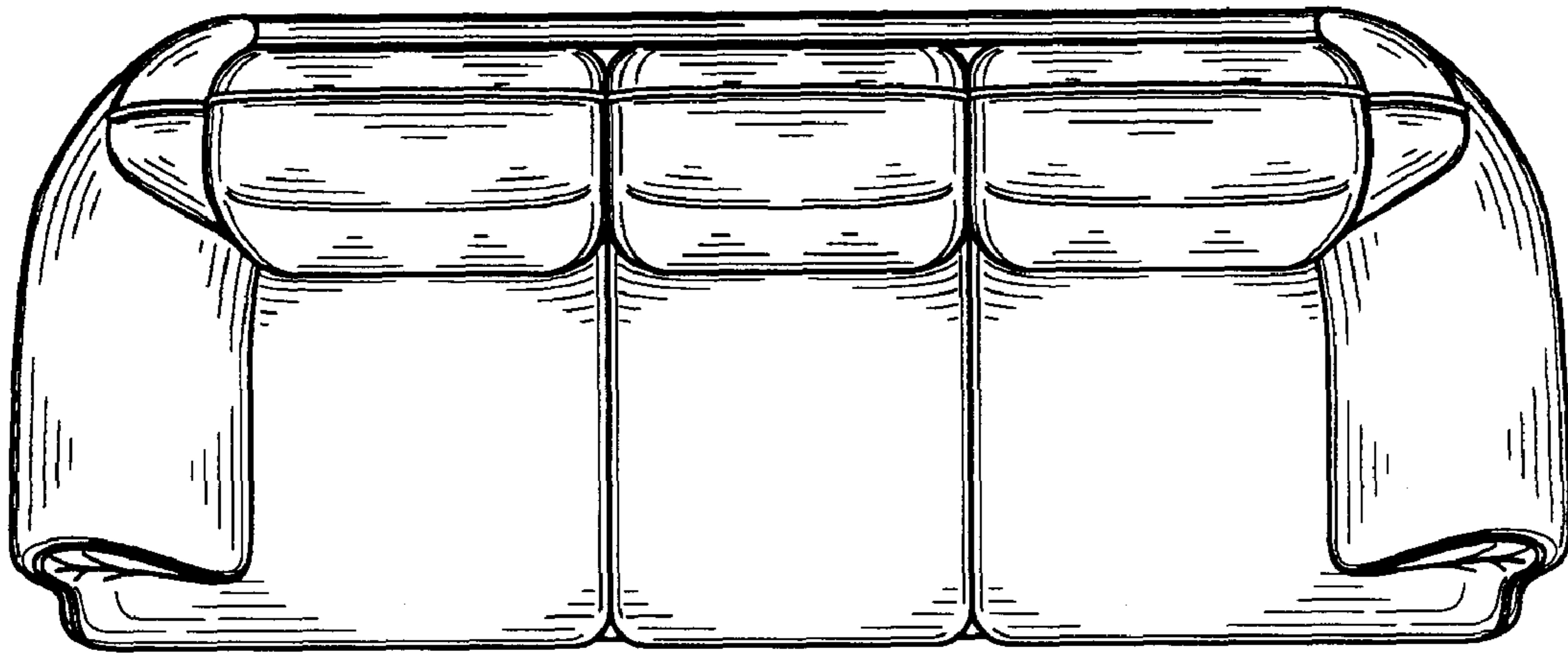


FIG. 3




FIG. 4




FIG. 5