



US00D471364S

(12) **United States Design Patent**  
**Kwong**

(10) **Patent No.:** **US D471,364 S**

(45) **Date of Patent:** **\*\* Mar. 11, 2003**

(54) **FOLDING BRUSH**

(76) **Inventor:** **Cheung Kwong**, Block A1, 3/F, Tsing Yi Industrial Centre, Phase 1, Tsing Yi N.T. (HK)

(\*\*) **Term:** **14 Years**

(21) **Appl. No.:** **29/161,682**

(22) **Filed:** **May 31, 2002**

(51) **LOC (7) Cl.** ..... **04-02**

(52) **U.S. Cl.** ..... **D4/120; D4/121**

(58) **Field of Search** ..... D4/119, 120, 121, D4/134, 138; D28/10, 23, 28; 15/106, 159.1, 160, 185-187; 132/120, 129, 132, 133, 138, 212, 313

(56) **References Cited**

**U.S. PATENT DOCUMENTS**

5,865,188 A \* 2/1999 Marquez ..... 132/132  
6,367,111 B1 \* 4/2002 Chen ..... 15/160  
D456,610 S \* 5/2002 Kwong ..... D4/120

**FOREIGN PATENT DOCUMENTS**

CH 102144 \* 11/1923  
GB 2167946 \* 6/1986 ..... A46B/15/00  
JP 5-211918 \* 8/1993 ..... A46B/15/00  
JP 7-308224 \* 11/1995 ..... A46B/15/00

\* cited by examiner

*Primary Examiner*—Alan P. Douglas

*Assistant Examiner*—Lavone D. Tabor

(74) *Attorney, Agent, or Firm*—J. E. Brunton

(57) **CLAIM**

The ornamental design for “a folding brush,” as shown.

**DESCRIPTION**

FIG. 1 is a perspective view of “a folding brush” showing my new design;

FIG. 2 is a front view thereof;

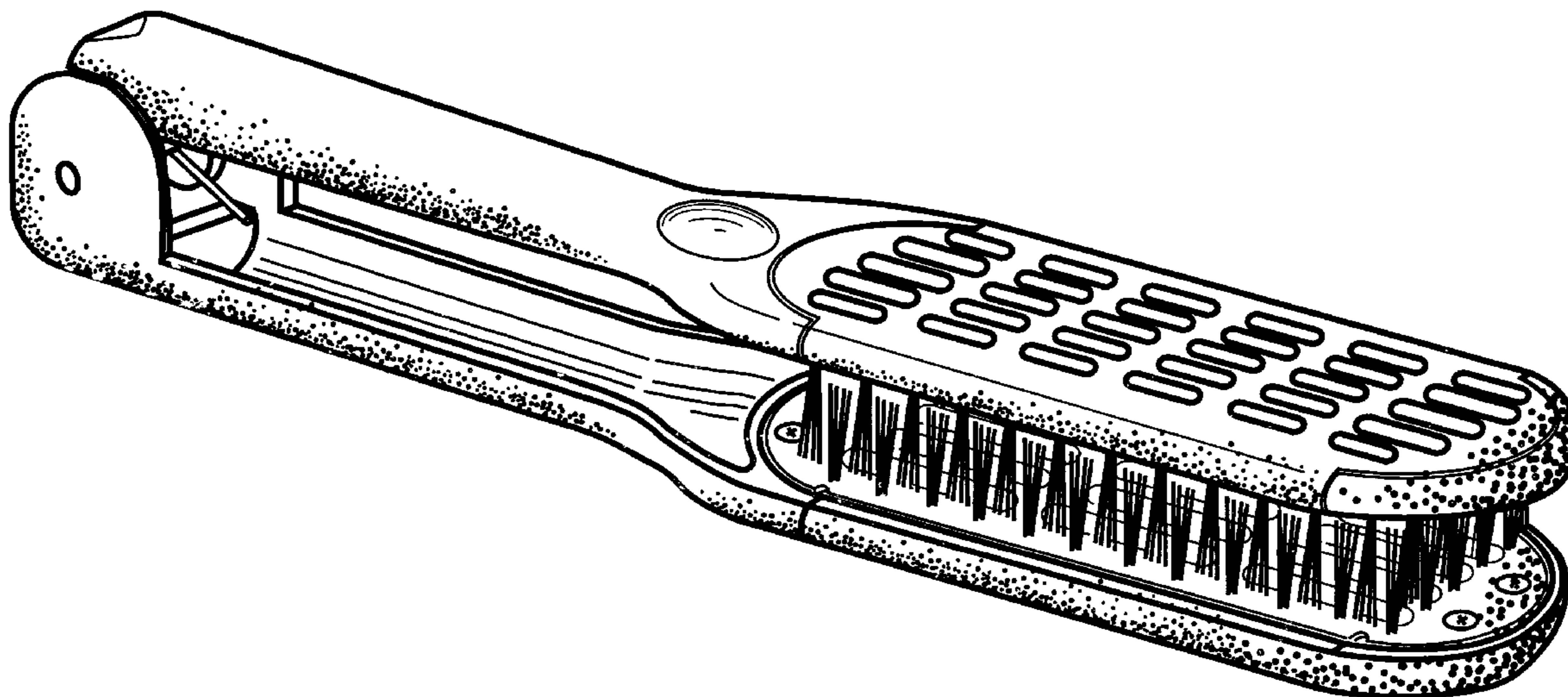
FIG. 3 is a rear view thereof;

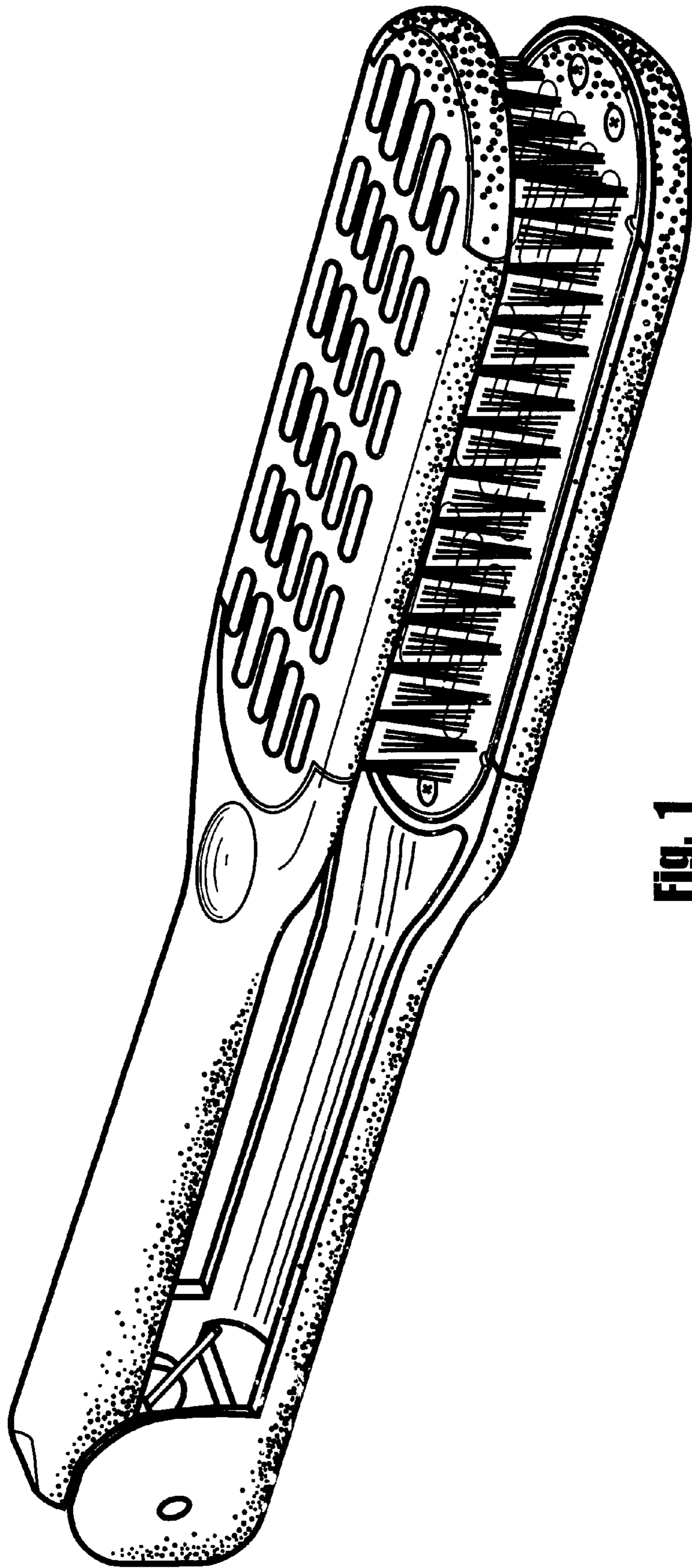
FIG. 4 is a side view thereof;

FIG. 5 is a top plan view thereof; and,

FIG. 6 is a bottom plan view thereof.

**1 Claim, 3 Drawing Sheets**





**Fig. 1**




Fig. 2

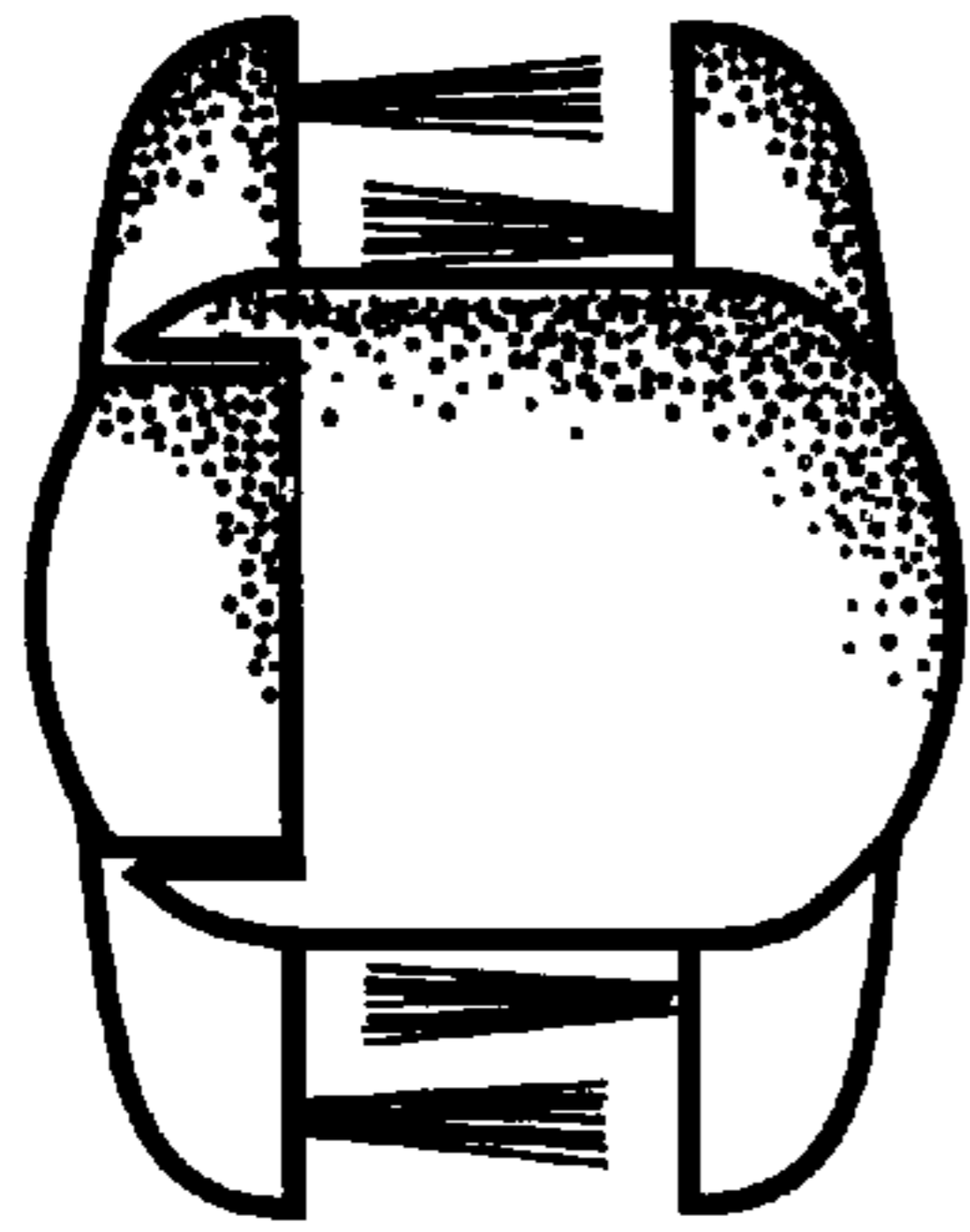


Fig. 3

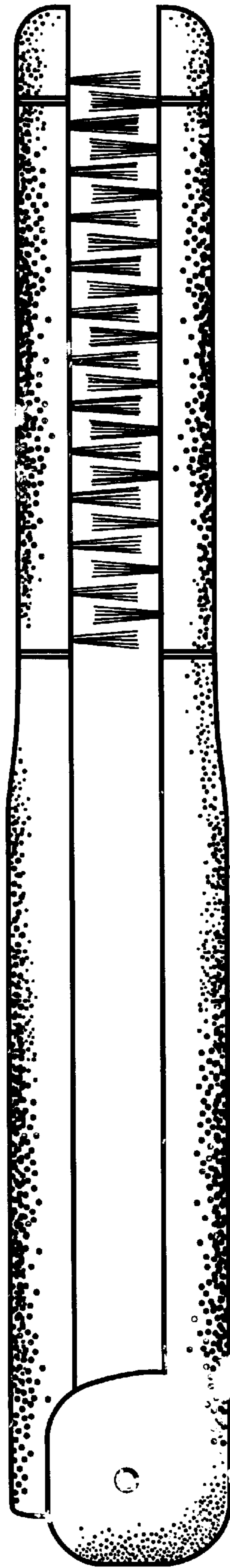


Fig. 4

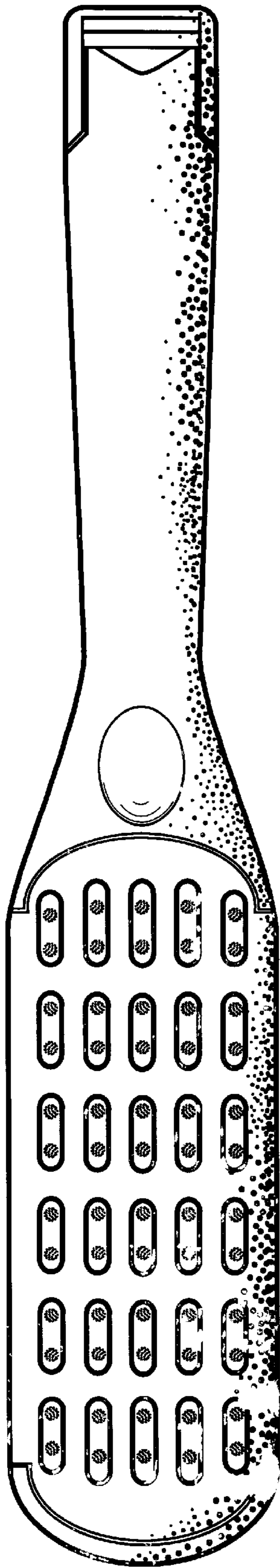


Fig. 5

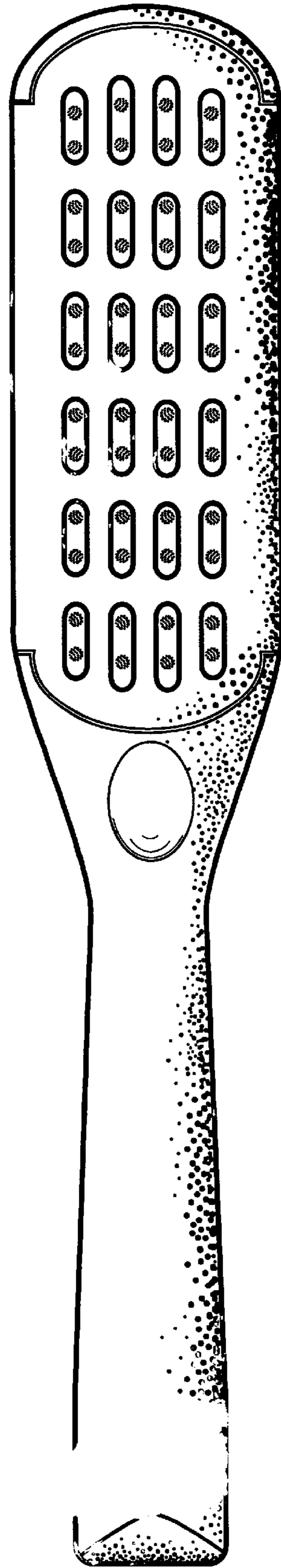


Fig. 6