



US00D471363S

(12) **United States Design Patent**
Grau et al.

(10) **Patent No.:** **US D471,363 S**

(45) **Date of Patent:** **** Mar. 11, 2003**

(54) **TOOTHBRUSH HANDLE**

(75) Inventors: **David George Grau**, Danville, CA (US); **Gary Lim**, San Francisco, CA (US); **Joseph Watson**, Naas (IE); **Mark Edward McConnell**, Foster City, CA (US); **Declan Connolly**, Clane (IE); **Niall O’Gara**, Salins (IE); **Robert Anthony Walsh**, Naas (IE); **Max Yoshimoto**, San Francisco, CA (US); **Jeff Hofer**, San Jose, CA (US); **Dustin R. Brown**, Tempe, AZ (US)

(73) Assignee: **The Gillette Company**, Boston, MA (US)

(**) Term: **14 Years**

(21) Appl. No.: **29/161,793**

(22) Filed: **Jun. 4, 2002**

Related U.S. Application Data

(62) Division of application No. 29/121,047, filed on Mar. 30, 2000.

(51) **LOC (7) Cl.** **04-02**

(52) **U.S. Cl.** **D4/104**

(58) **Field of Search** D4/104–112, 132, D4/134, 138; 15/143.1, 159.1, 160, 167.1, 167.2, 186, 207.2, 187, DIG. 5, DIG. 6; 132/308; 601/139, 141

(56) **References Cited**

U.S. PATENT DOCUMENTS

D187,976 S	*	5/1960	Farber	15/167.1
D359,623 S	*	6/1995	Kinoshita et al.	D4/104
5,735,298 A	*	4/1998	Mayne et al.	15/167.1
D418,685 S	*	1/2000	Kaczmarek	D4/104
6,234,798 B1	*	5/2001	Beals et al.	15/143.1

* cited by examiner

Primary Examiner—Lisa Lichtenstein
(74) *Attorney, Agent, or Firm*—David A. Howley

(57) **CLAIM**

The ornamental design for a toothbrush handle, as shown and described.

DESCRIPTION

FIG. 1 is perspective view as seen from the top, front and right side of a toothbrush handle showing our new design; FIG. 2 is a reduced top plan view of FIG. 2; FIG. 3 is a front elevational view of FIG. 2; FIG. 4 is a right side elevational view of FIG. 2 where the left side view is a mirror image; FIG. 5 is a rear elevational view of FIG. 2; and, FIG. 6 is a bottom plan view of FIG. 2.

The broken line showing of environmental structure in FIGS. 1–6 is for illustrative purposes only and forms no part of the claimed design.

1 Claim, 2 Drawing Sheets

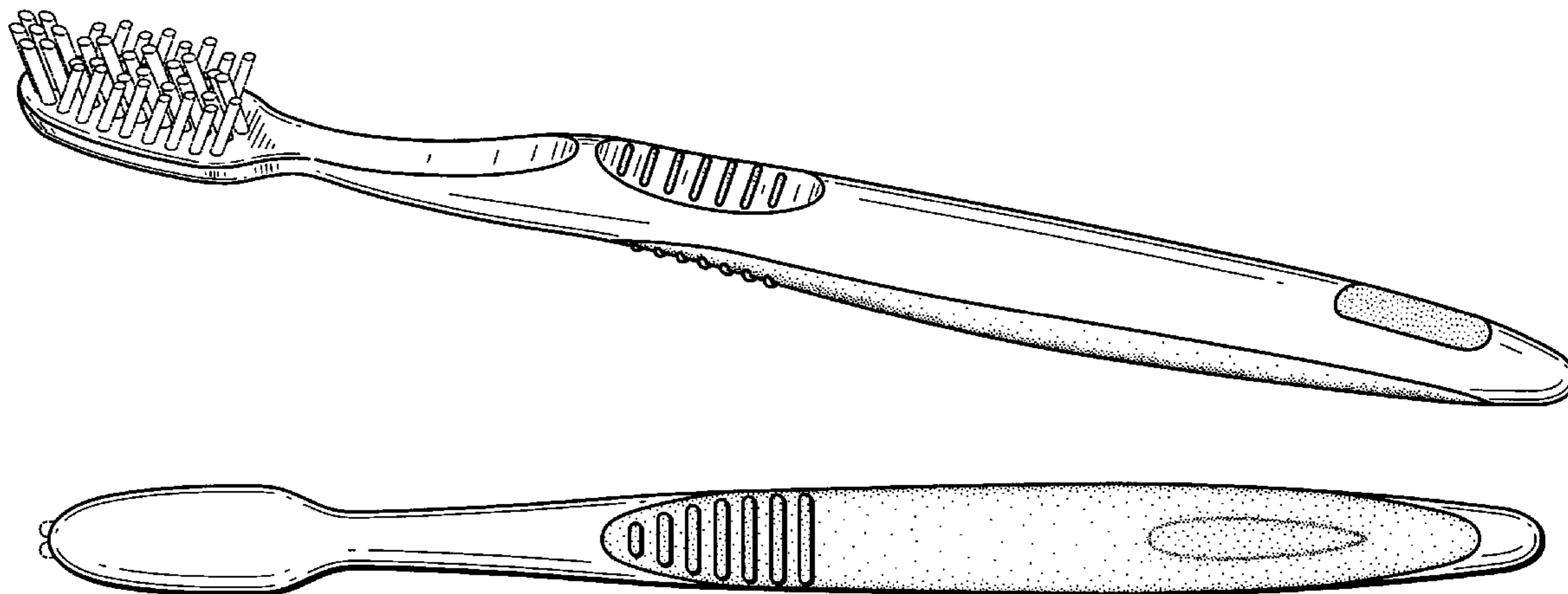
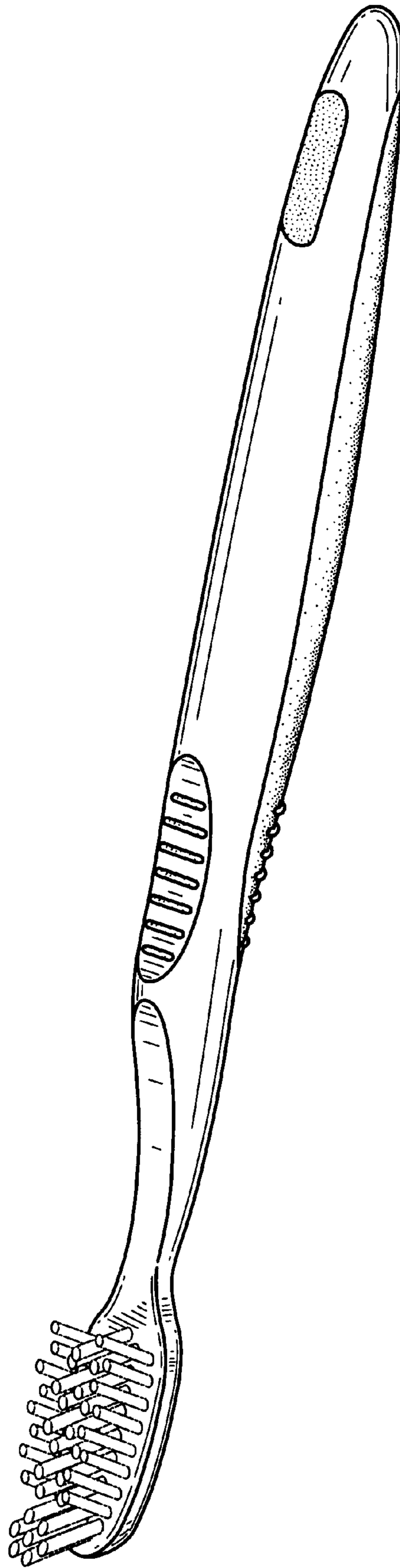


FIG. 1



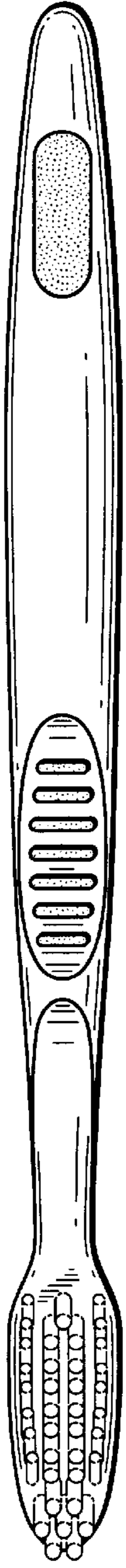


FIG. 2

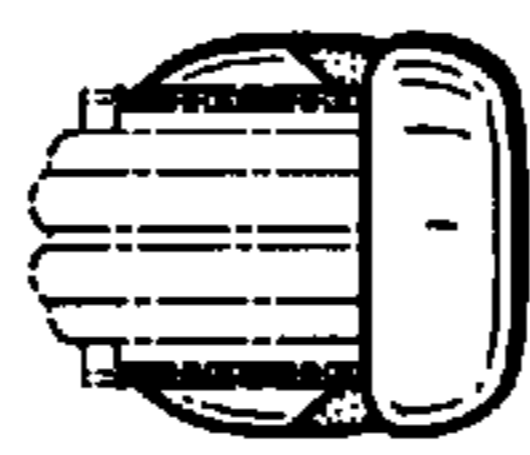


FIG. 3

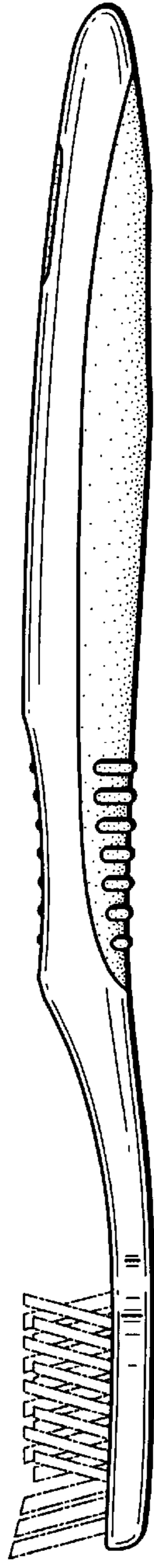


FIG. 4

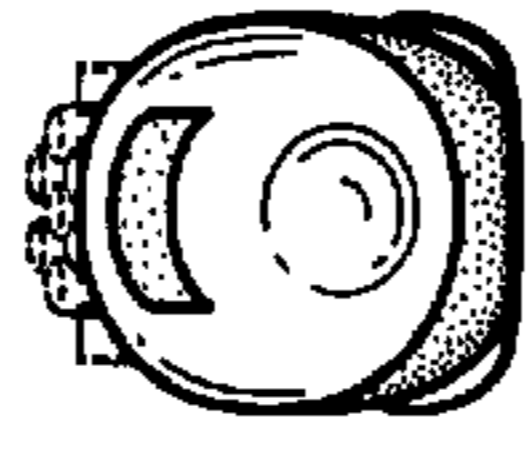


FIG. 5

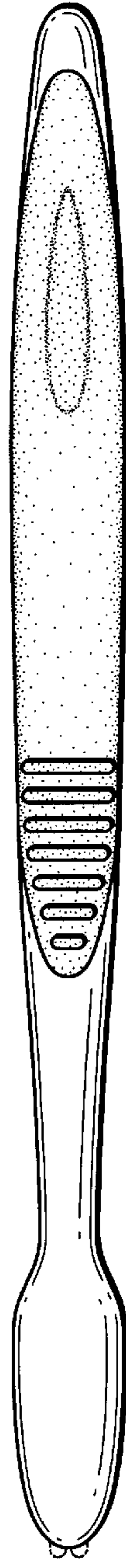


FIG. 6