



US00D471348S

(12) **United States Design Patent**
Adams

(10) **Patent No.:** **US D471,348 S**

(45) **Date of Patent:** **** Mar. 11, 2003**

(54) **SHOE BOTTOM**

(75) **Inventor:** **Fiona Jane Adams**, Santa Barbara, CA (US)

(73) **Assignee:** **Global Brand Marketing, Inc.**, Santa Barbara, CA (US)

(**) **Term:** **14 Years**

(21) **Appl. No.:** **29/156,829**

(22) **Filed:** **Mar. 8, 2002**

(51) **LOC (7) Cl.** **02-04**

(52) **U.S. Cl.** **D2/960; D2/951; D2/954; D2/957; D2/959**

(58) **Field of Search** **D2/897, 902, 908, D2/909, 914, 946-948, 951-962, 967, 972, 977; 36/7.3, 7.5, 14, 25 R, 32 R, 3 B, 59 R**

(56) **References Cited**

U.S. PATENT DOCUMENTS

1,653,059	A	*	12/1927	Nelson	
D281,460	S	*	11/1985	Parker	D2/957
D281,829	S	*	12/1985	Radford	D2/908
D293,273	S	*	12/1987	Meij	D2/954
D294,537	S	*	3/1988	Le	D2/960
4,785,557	A	*	11/1988	Kelley et al.	36/32 R
D302,350	S	*	7/1989	Choi	D2/955
D332,690	S	*	1/1993	Truelsen	D2/954
D334,833	S	*	4/1993	Blissett	D2/957
D369,016	S	*	4/1996	Parker	D2/911
D377,711	S	*	2/1997	Hawker	D2/954

D395,340	S	*	6/1998	Tresser	D2/957
D401,042	S	*	11/1998	Davis	D2/951
D401,746	S	*	12/1998	Brooks et al.	D2/960
D404,549	S	*	1/1999	Greenberg	D2/956
D424,285	S	*	5/2000	Nason	D2/953
D432,768	S	*	10/2000	Neely	D2/957
D440,748	S	*	4/2001	Morgan	D2/957
D441,947	S	*	5/2001	Escobar et al.	D2/960
D442,767	S	*	5/2001	Della Valle	D2/954
D448,544	S	*	10/2001	Della Valle	D2/954
D464,188	S	*	10/2002	Lozano	D2/956

* cited by examiner

Primary Examiner—Celia Murphy

(74) *Attorney, Agent, or Firm*—Marshall A. Lerner, Esq.; Finn T. Simmenssen, Esq.; Kleinberg & Lerner, LLP

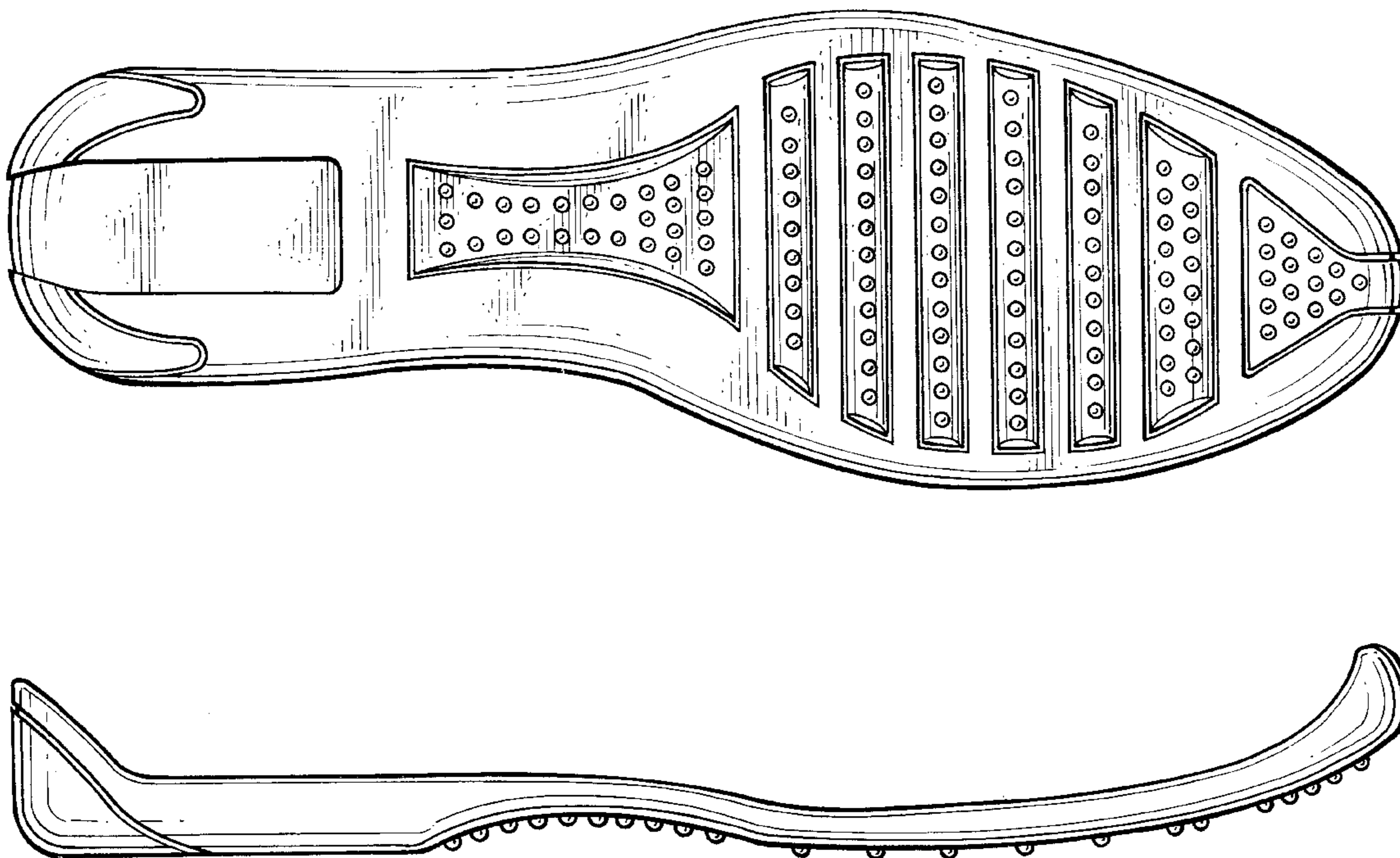
(57) **CLAIM**

The ornamental design for a shoe bottom, as shown and described.

DESCRIPTION

FIG. 1 is a perspective view of a shoe bottom showing my new design; FIG. 2 is a bottom plan view thereof; FIG. 3 is a left side elevational view thereof; FIG. 4 is a right side elevational view thereof; FIG. 5 is a front elevational view thereof; and, FIG. 6 is a rear elevational view thereof. Broken lines in the figures are for illustrative purposes only and form no part of the claimed design.

1 Claim, 3 Drawing Sheets



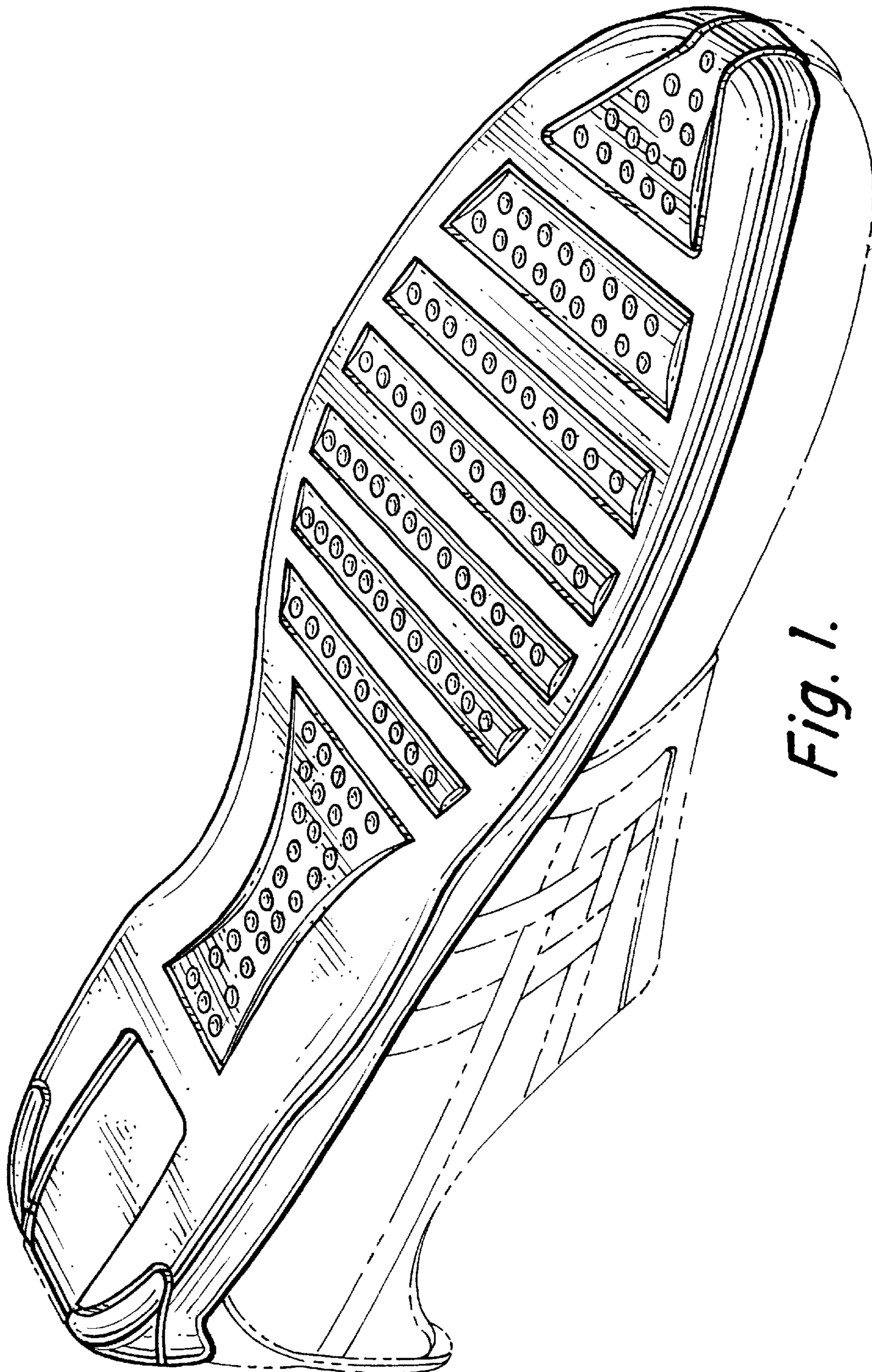


Fig. 1.

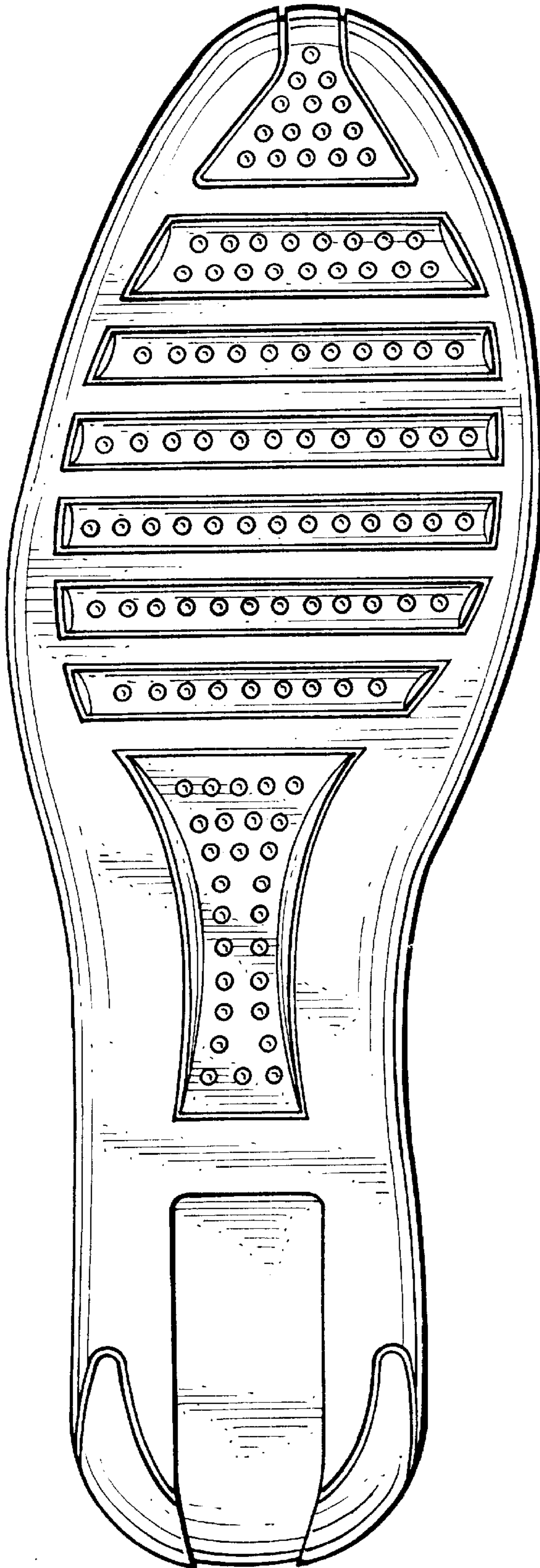


Fig. 2.

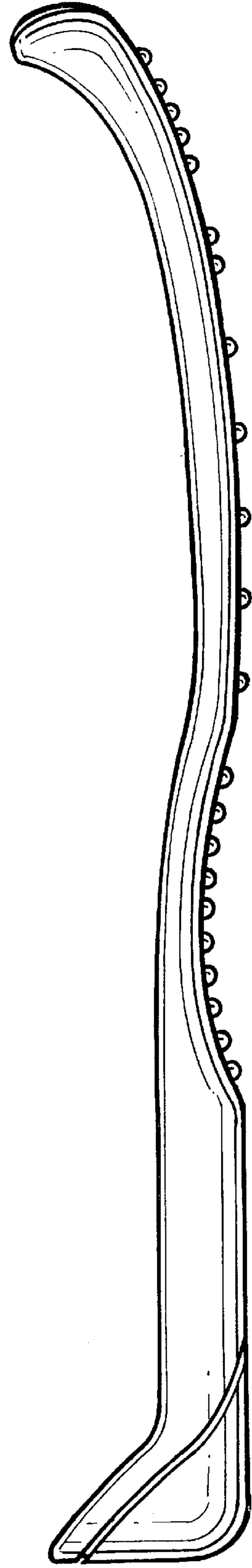


Fig. 3.

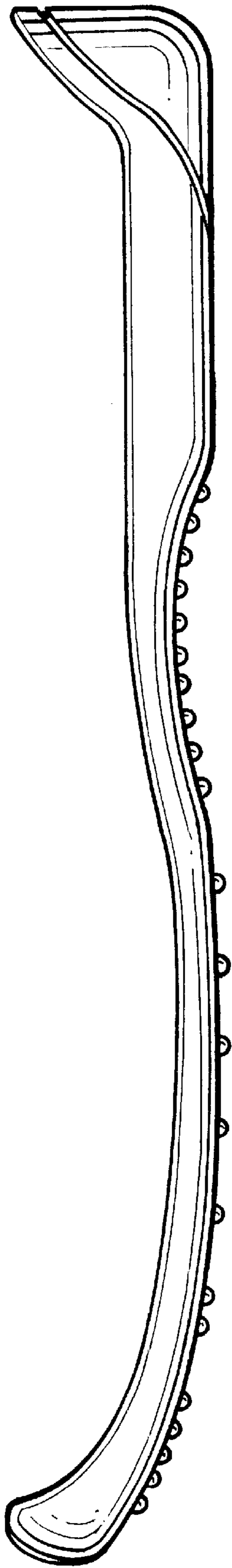


Fig. 4.

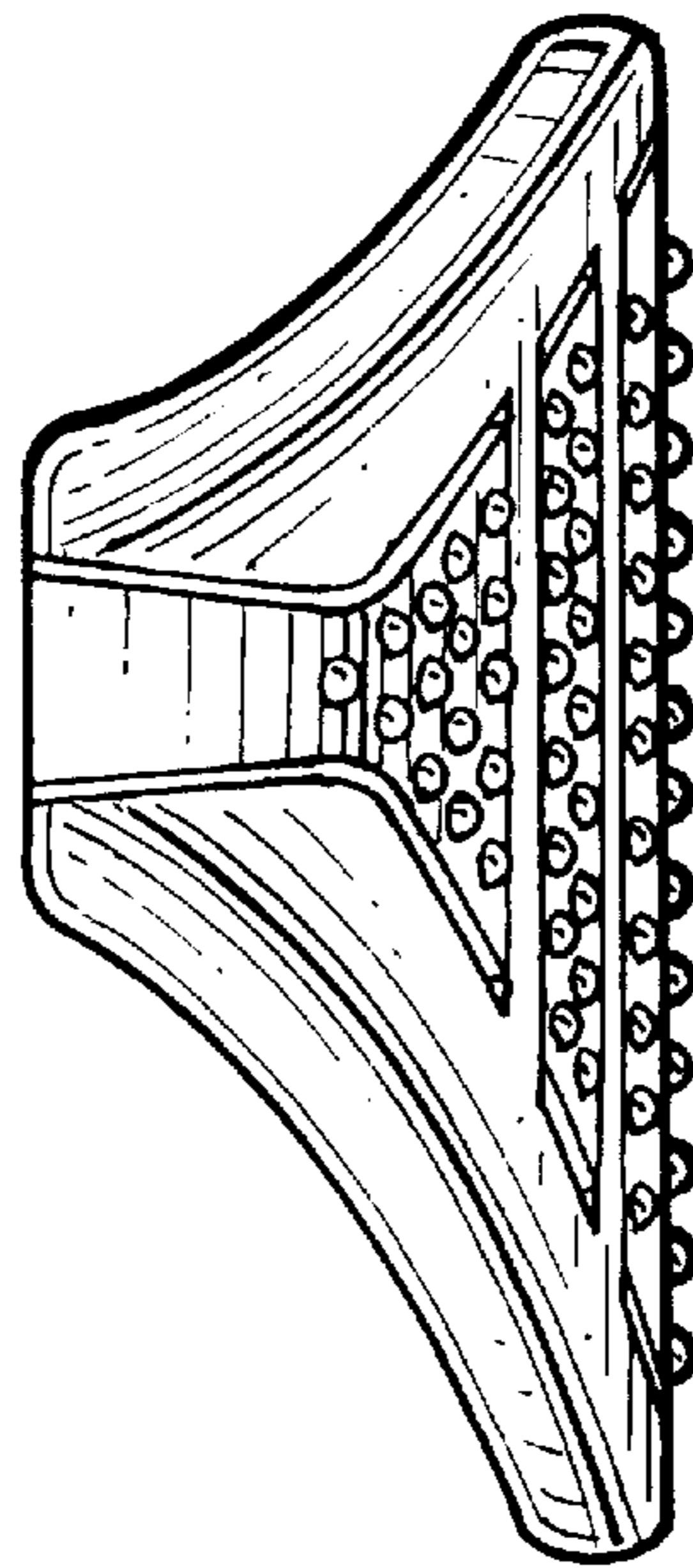


Fig. 5.

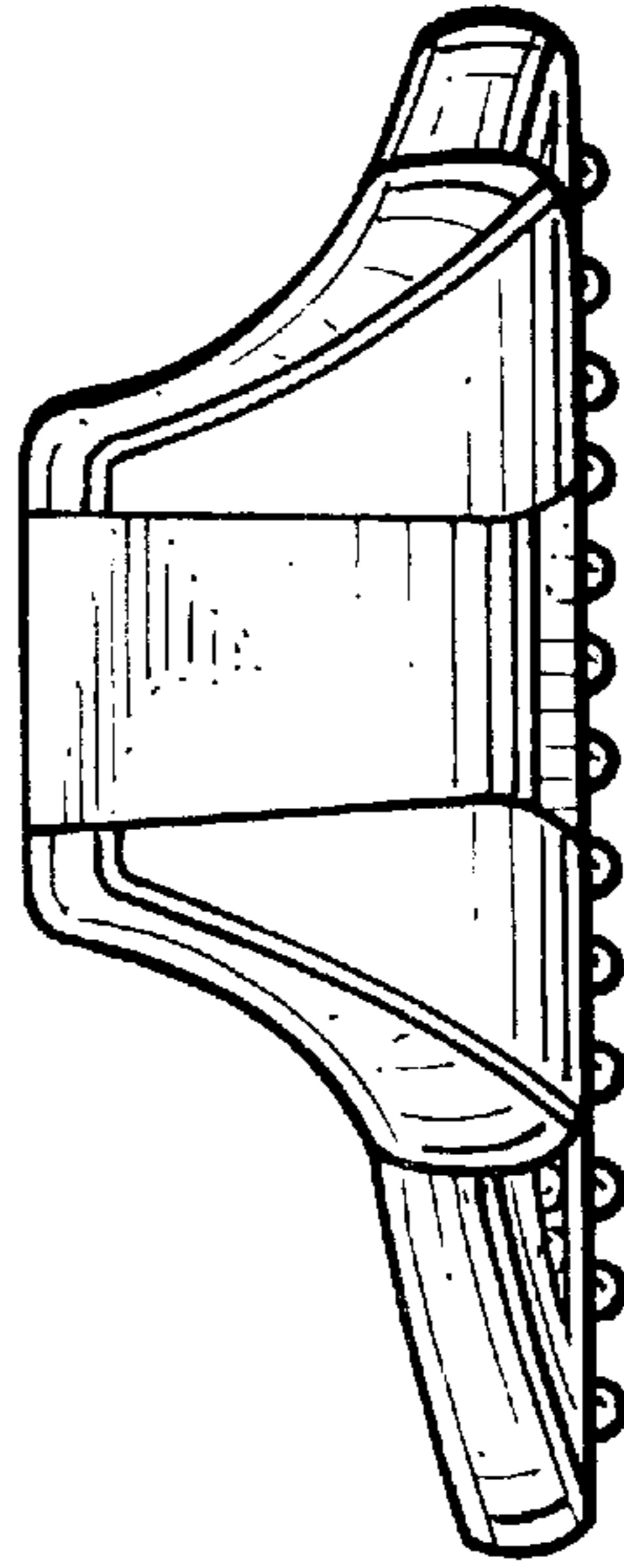


Fig. 6.