



US00D471347S

(12) **United States Design Patent**
Haas et al.

(10) **Patent No.:** **US D471,347 S**

(45) **Date of Patent:** **** Mar. 11, 2003**

(54) **FOOTWEAR SOLE**

(75) **Inventors:** **Susan A. Haas**, Grand Rapids, MI
(US); **Tuan N. Le**, Portland, OR (US)

(73) **Assignee:** **Wolverine World Wide, Inc.**,
Rockford, MI (US)

(**) **Term:** **14 Years**

(21) **Appl. No.:** **29/159,314**

(22) **Filed:** **Apr. 18, 2002**

(51) **LOC (7) Cl.** **02-04**

(52) **U.S. Cl.** **D2/953; D2/956; D2/957;**
D2/960

(58) **Field of Search** D2/897, 902, 908,
D2/909, 914, 946-948, 951-962, 967, 972,
977; 36/7.3, 7.5, 14, 25 R, 32 R, 3 B, 59 R

(56) **References Cited**

U.S. PATENT DOCUMENTS

D241,688 S	*	10/1976	Johnson	
D259,595 S	*	6/1981	Famolare, Jr.	D2/955
D301,934 S	*	7/1989	Simonin	D2/900
D383,594 S	*	9/1997	Elliott	D2/954
D389,994 S	*	2/1998	Sessa	D2/953
D390,348 S	*	2/1998	Meyer et al.	D2/957
D410,965 S	*	6/1999	Schuette et al.	D2/957
D413,712 S	*	9/1999	Doxey	D2/947
D421,832 S	*	3/2000	Loveder	D2/957
D433,213 S	*	11/2000	Schuette et al.	D2/957

D440,746 S	*	4/2001	Matis	D2/956
D459,063 S	*	6/2002	Nason	D2/953
D459,064 S	*	6/2002	McClaskie	D2/957
D461,298 S	*	8/2002	Urie et al.	D2/955

* cited by examiner

Primary Examiner—Celia Murphy

(74) *Attorney, Agent, or Firm*—Warner Norcross & Judd
LLP

(57) **CLAIM**

The ornamental design for footwear sole, as shown and described.

DESCRIPTION

FIG. 1 is a perspective view of the shoe sole embodying our new design;

FIG. 2 is a bottom plan view thereof;

FIG. 3 is a right side elevational view thereof;

FIG. 4 is a left side elevational view thereof;

FIG. 5 is a front elevational view thereof;

FIG. 6 is a rear elevational view thereof; and,


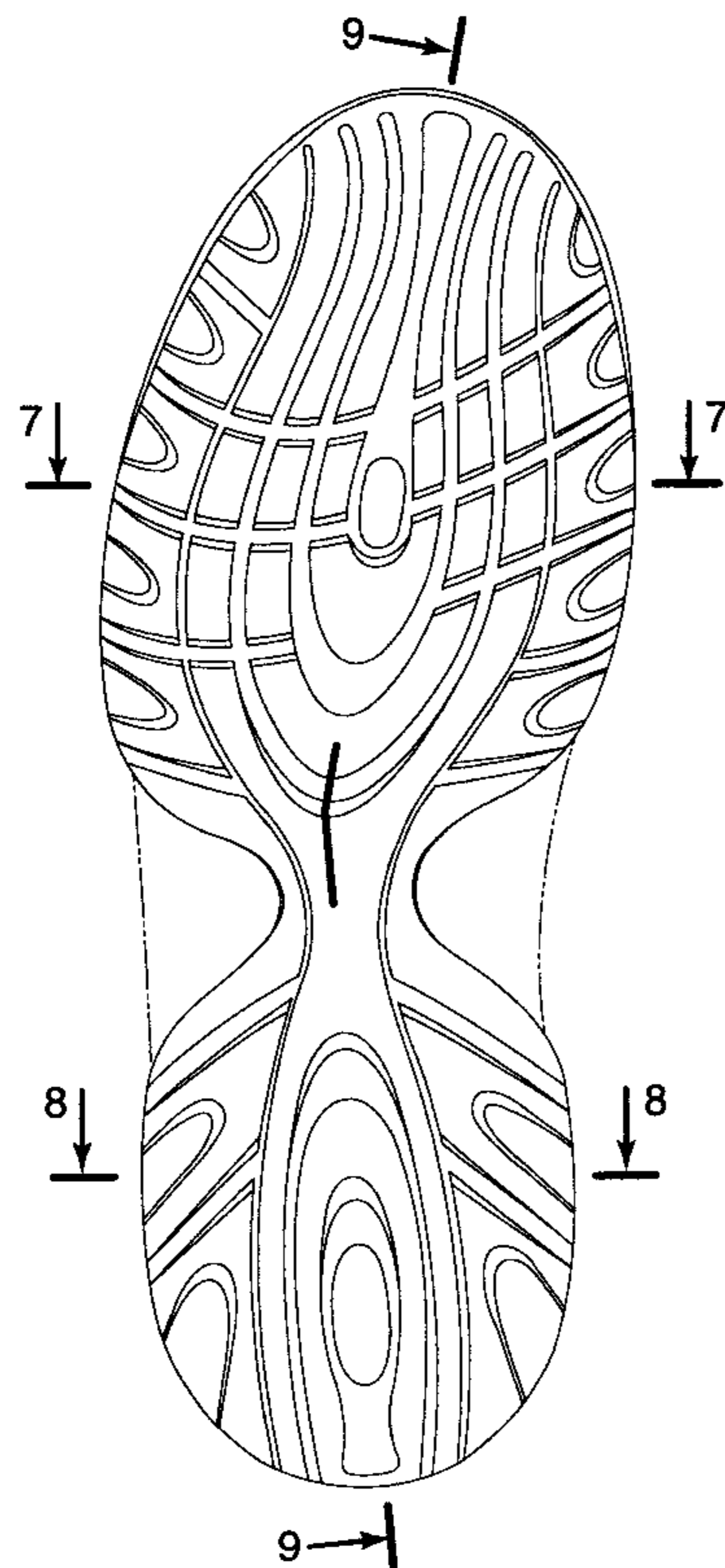
FIG. 7 is a cross-sectional view taken along line 7—7 of FIG. 2;

FIG. 8 is a cross-sectional view taken along line 8—8 of FIG. 2; and,

FIG. 9 is a cross-sectional view taken along line 9—9 of FIG. 2.

The broken lines in FIGS. 7—9 illustrate the portions of the sole that form no part of the claimed design.

1 Claim, 5 Drawing Sheets



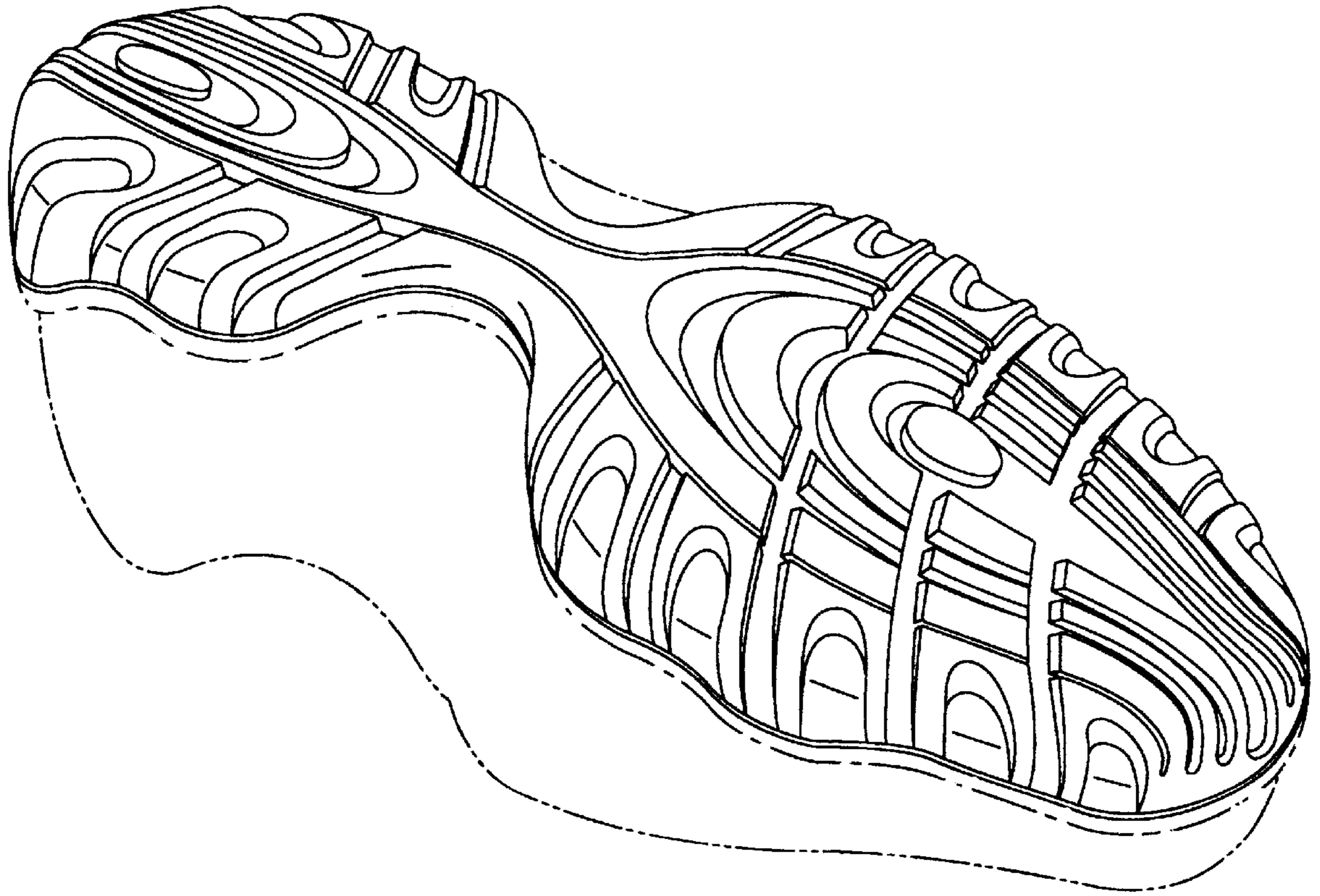


Fig. 1

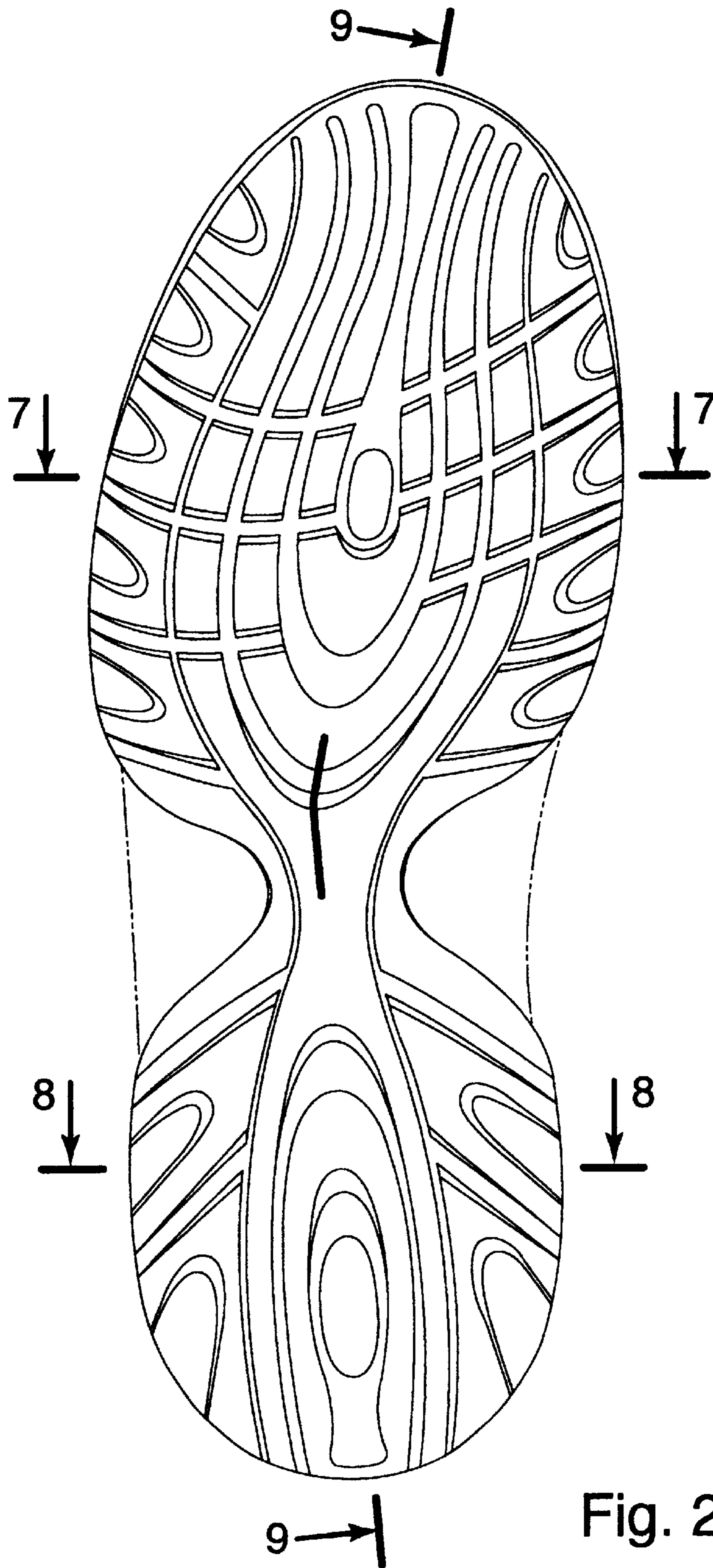


Fig. 2



Fig. 3



Fig. 4

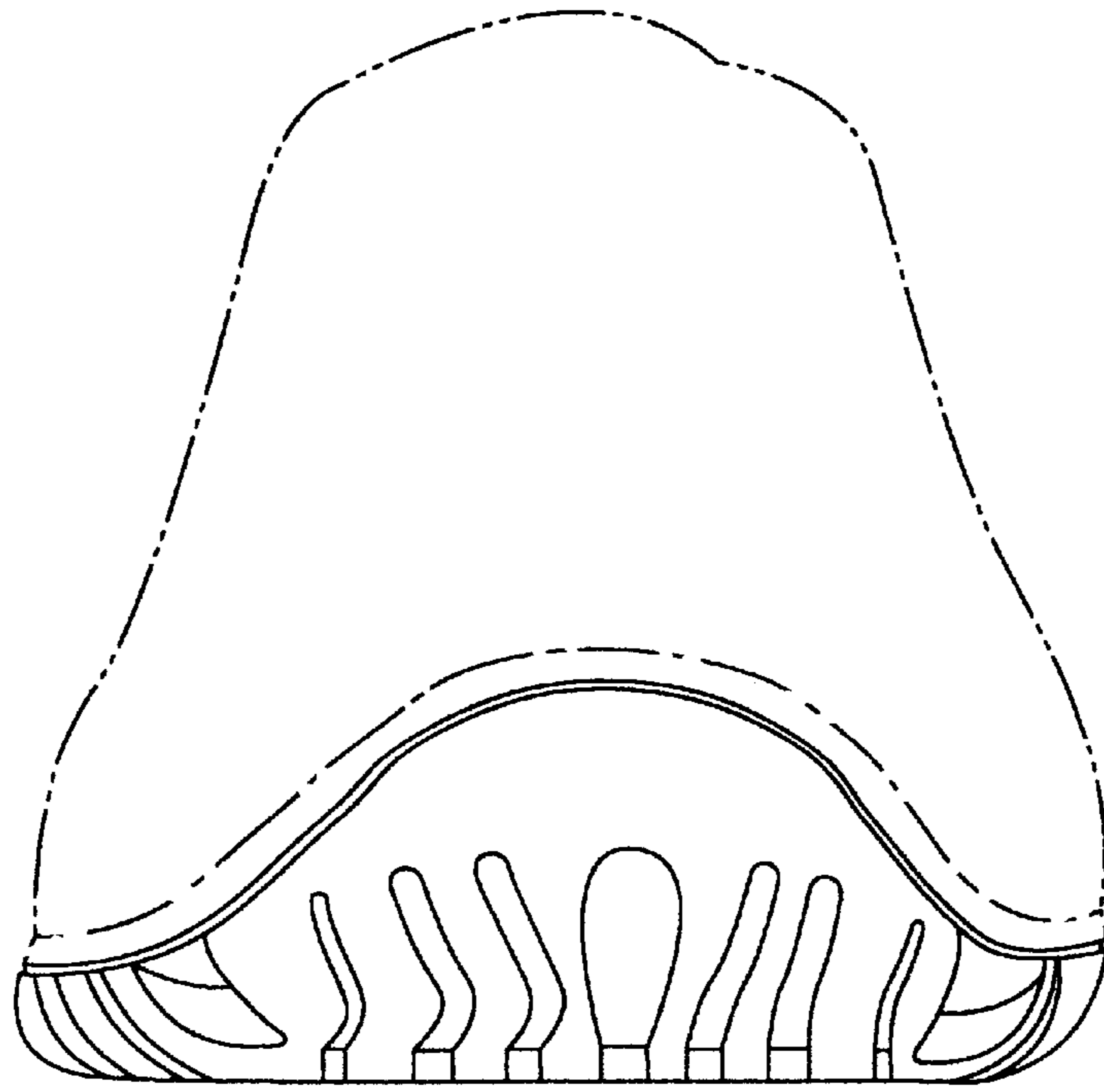


Fig. 5

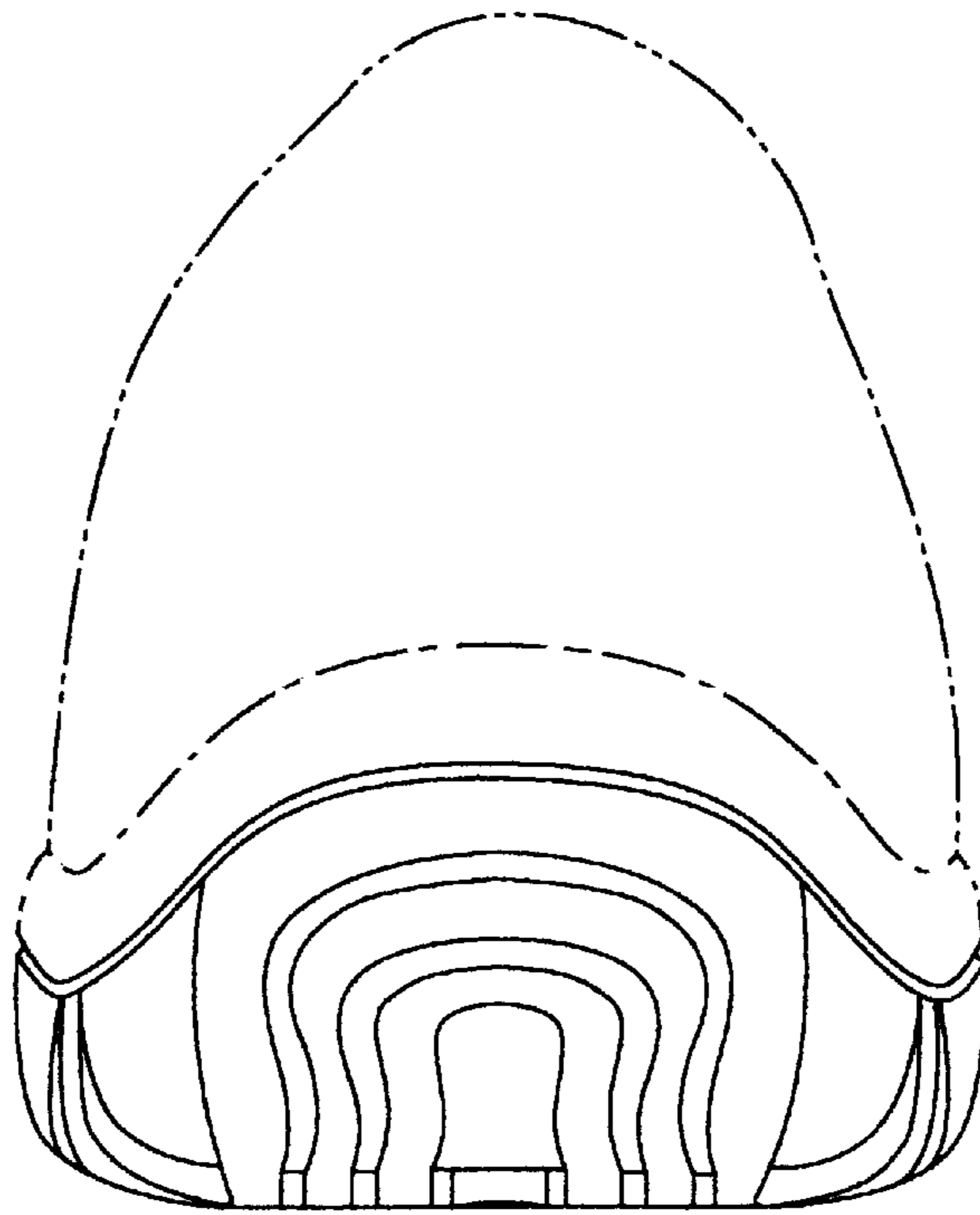


Fig. 6

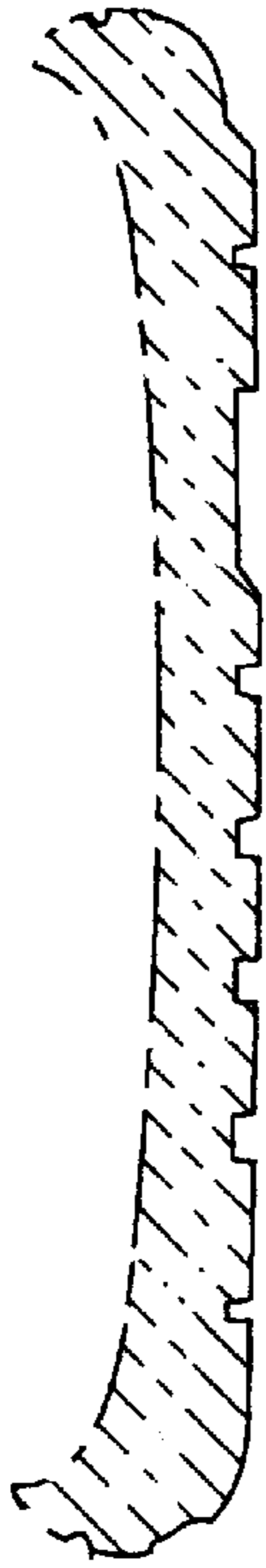


Fig. 7

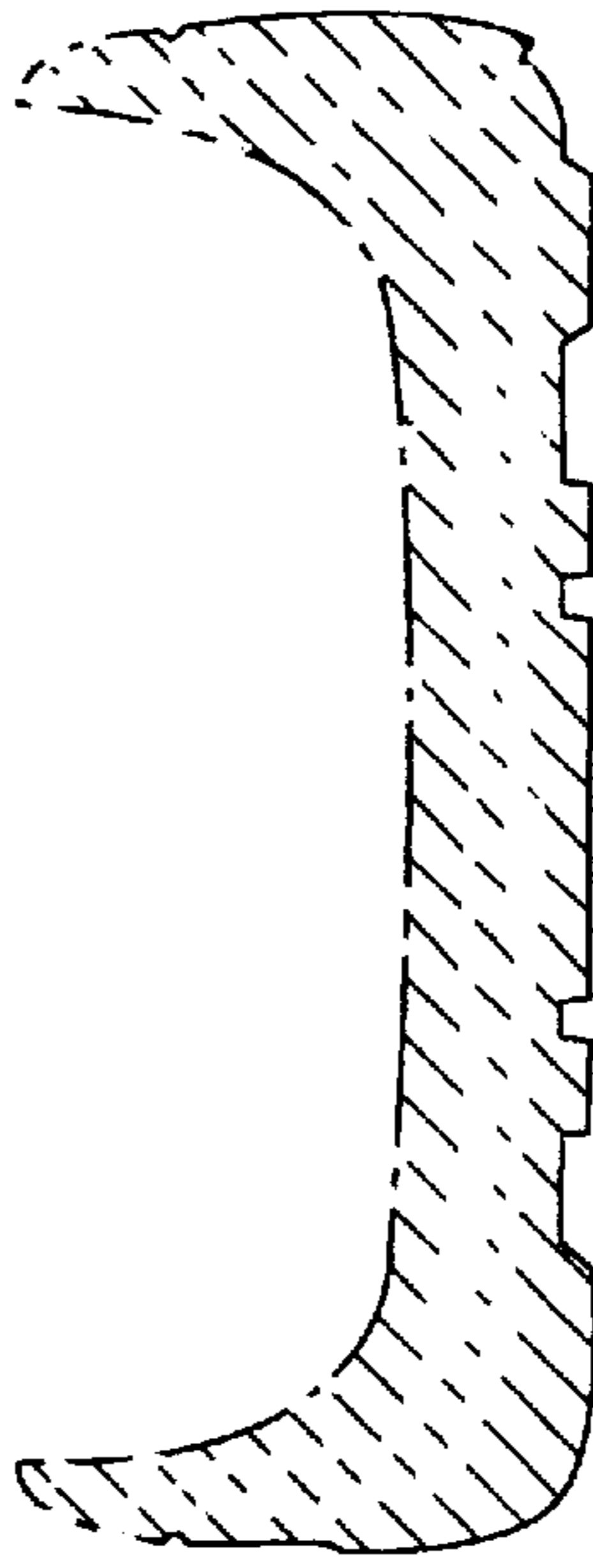


Fig. 8

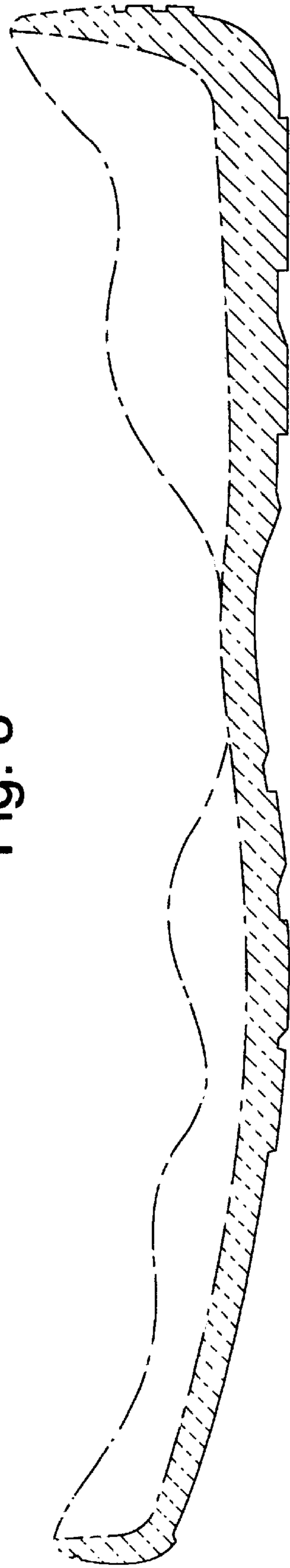


Fig. 9