



US00D471319S

(12) **United States Design Patent**
Kim et al.

(10) **Patent No.:** **US D471,319 S**

(45) **Date of Patent:** **** Mar. 4, 2003**

(54) **COMB**

2,474,212 A * 6/1949 Benco 132/137
2,505,005 A * 4/1950 Reiter 132/126

(75) Inventors: **Tong J. Kim**, Chicago, IL (US); **Sona N. Patadia**, Hanover Park, IL (US);
Michael Prince, Chicago, IL (US)

FOREIGN PATENT DOCUMENTS

GB 2558 * 6/1880 132/139

(73) Assignee: **L & N Sales and Marketing, Inc.**,
Hatboro, PA (US)

* cited by examiner

(**) Term: **14 Years**

Primary Examiner—Lucy Lieberman
(74) *Attorney, Agent, or Firm*—Drinker Biddle & Reath
LLP

(21) Appl. No.: **29/166,421**

(57) **CLAIM**

(22) Filed: **Aug. 27, 2002**

The ornamental design for a comb, as shown and described.

(51) **LOC (7) Cl.** **28-03**

DESCRIPTION

(52) **U.S. Cl.** **D28/21**

(58) **Field of Search** D28/21-34; 132/219,
132/125, 152-155, 158, 161, 156, 157,
159, 137

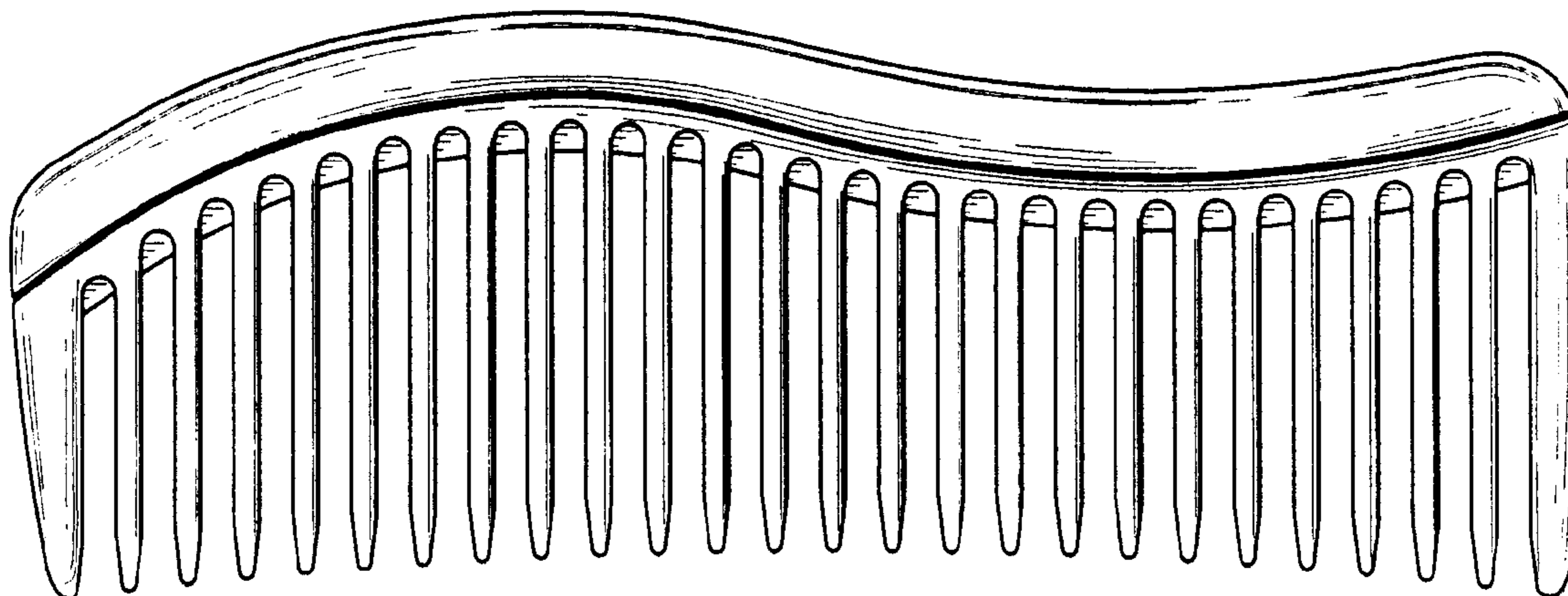
FIG. 1 is a perspective view of a comb showing our design;
FIG. 2 is a front elevational view, it being understood that
the opposite rear elevational view is a mirror image;
FIG. 3 is a top plan view;
FIG. 4 is a bottom plan view;
FIG. 5 is a left end elevational view; and,
FIG. 6 is a right end elevational view.

(56) **References Cited**

U.S. PATENT DOCUMENTS

749,471 A * 1/1904 Bechtold 132/161
D147,711 S * 10/1947 Witte D28/21

1 Claim, 2 Drawing Sheets



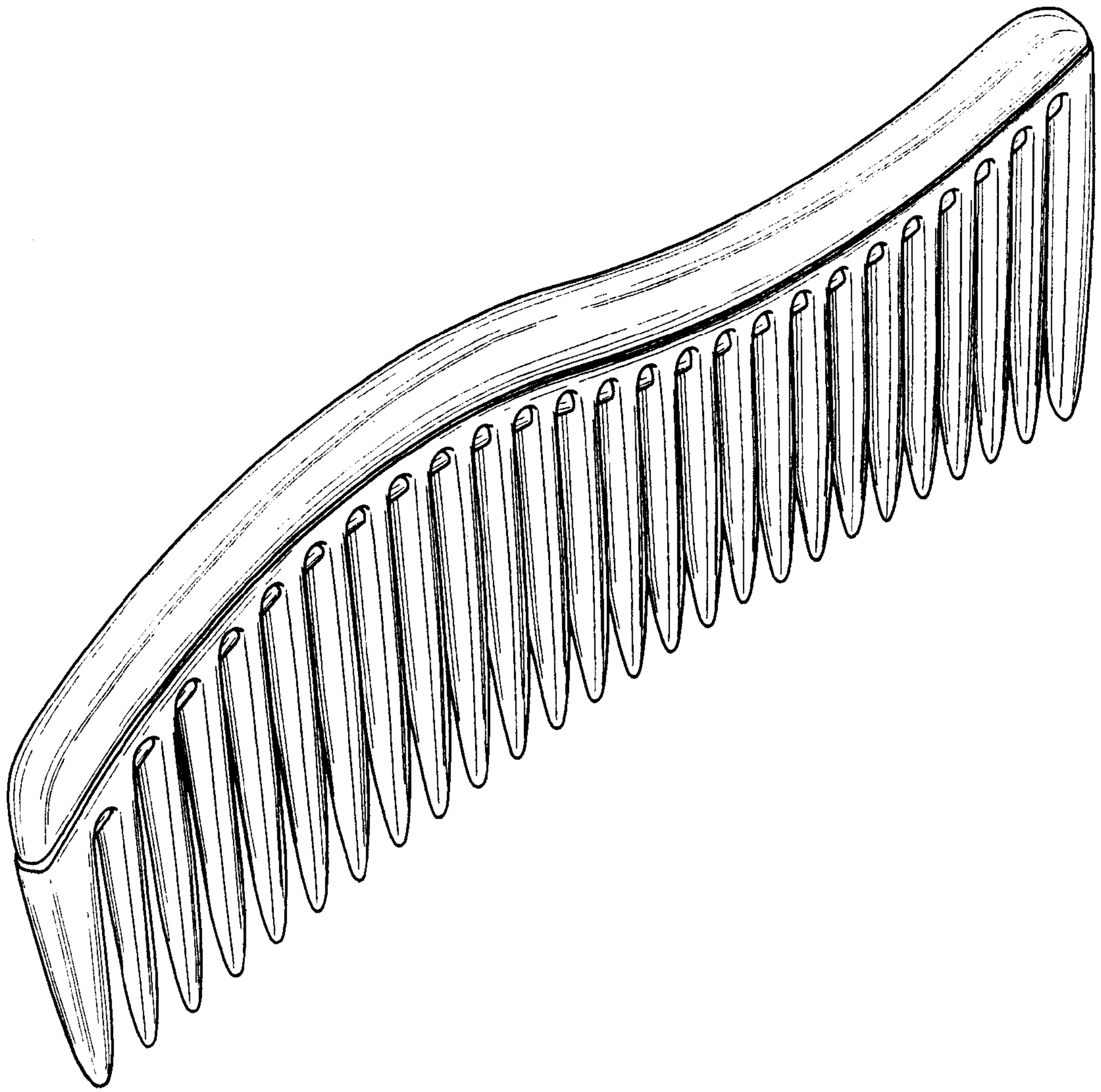


FIG. 1

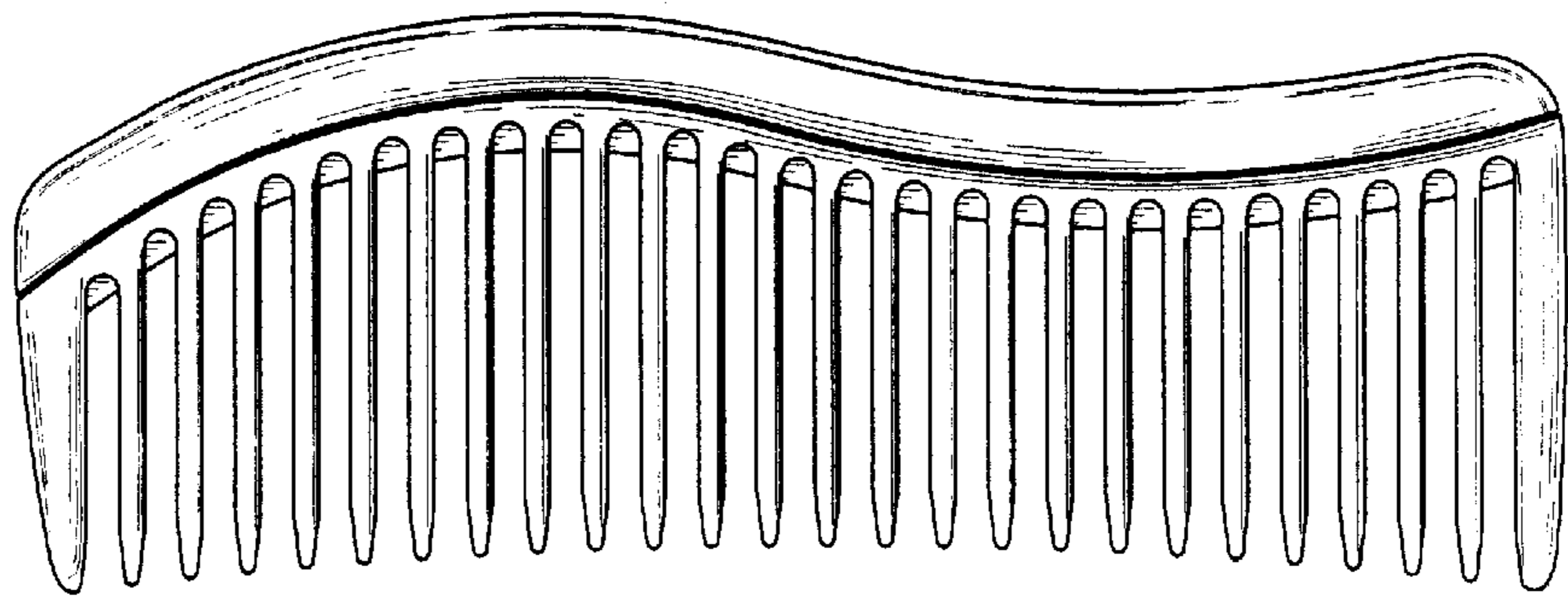


FIG. 2



FIG. 3



FIG. 4



FIG. 5



FIG. 6