



US00D471308S

(12) **United States Design Patent**
Gismondi

(10) **Patent No.:** **US D471,308 S**

(45) **Date of Patent:** **** Mar. 4, 2003**

(54) **LAMP**
(75) Inventor: **Ernesto Gismondi, Milan (IT)**
(73) Assignee: **Artemide S.p.A, Milan (IT)**
(**) Term: **14 Years**

D148,191 S * 12/1947 Shuler et al. D26/76
D148,369 S * 1/1948 Koegel D26/76
2,715,449 A * 8/1955 Lemmerman et al. 362/217
5,226,724 A * 7/1993 Kanarek 362/219
D397,479 S * 8/1998 Compton et al. D26/76
D401,001 S * 11/1998 Herst et al. D26/77

* cited by examiner

(21) Appl. No.: **29/145,322**
(22) Filed: **Jul. 19, 2001**

Primary Examiner—Alan P. Douglas
Assistant Examiner—Clare E. Heflin
(74) *Attorney, Agent, or Firm*—Pitney, Hardin, Kipp & Szuch LLP

Related U.S. Application Data

(62) Division of application No. 29/129,518, filed on Sep. 15, 2000, now Pat. No. Des. 448,885.

(30) **Foreign Application Priority Data**

Mar. 17, 2000 (IT) TO0000066

(51) **LOC (7) Cl.** **26-03**
(52) **U.S. Cl.** **D26/76**
(58) **Field of Search** D26/72, 75-79;
362/217-225

(57) **CLAIM**

The ornamental design for a lamp, substantially as shown and described.

DESCRIPTION

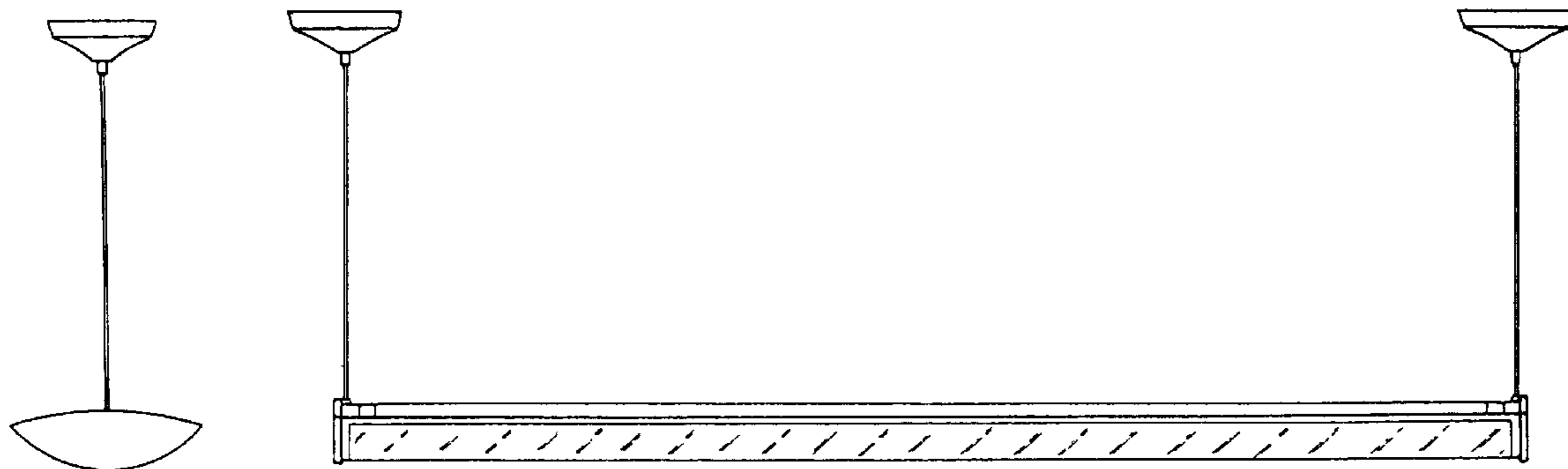
FIG. 1 is a side elevation view of a lamp showing my new design, the opposite side being a mirror image thereof; FIG. 2 is a bottom plan view thereof; FIG. 3 is an enlarged fragmentary view showing the detail of the surface of the lens portion of the lamp of FIG. 2; FIG. 4 is a front elevation view thereof, the rear view being a mirror image of that shown; and, FIG. 5 is a top plan view thereof.

(56) **References Cited**

U.S. PATENT DOCUMENTS

D133,214 S * 7/1942 Ohm 362/223
2,323,002 A * 6/1943 Baker 362/223

1 Claim, 2 Drawing Sheets



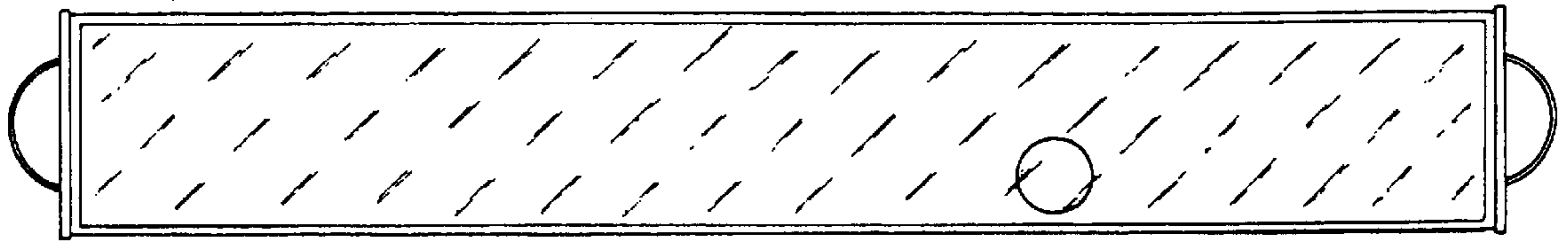


Fig. 2

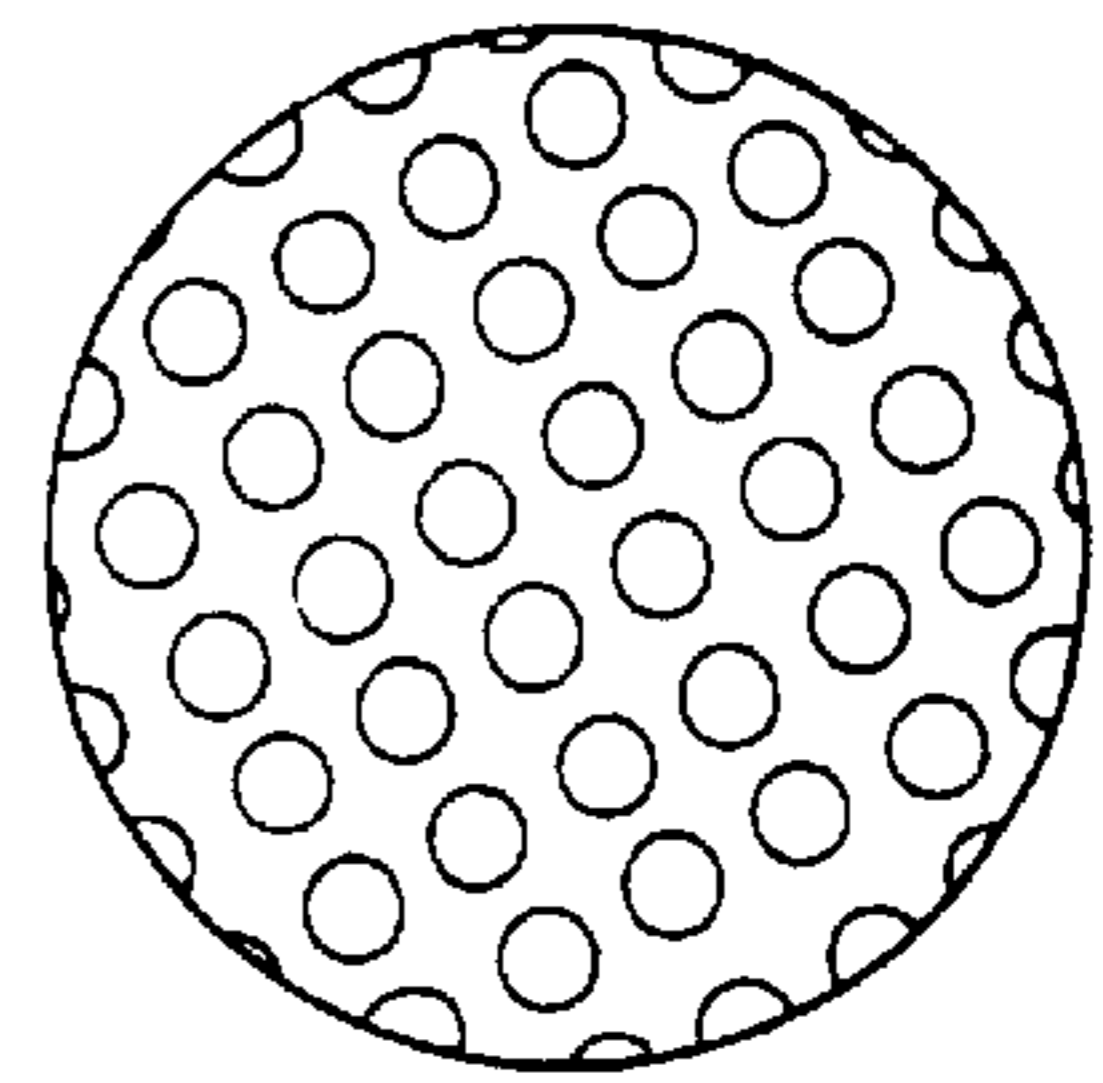


Fig. 3




Fig. 1




Fig. 4




Fig. 5