



US00D471297S

(12) **United States Design Patent**  
**Bobel**

(10) **Patent No.:** **US D471,297 S**

(45) **Date of Patent:** **\*\* Mar. 4, 2003**

(54) **FLUORESCENT LAMP GLASS TUBE SHAPE**

D447,823 S \* 9/2001 Choi ..... D26/3

(76) Inventor: **Andrzej Bobel**, 640 Leland Ct., Lake Forest, IL (US) 60045

\* cited by examiner

*Primary Examiner*—Marcus A. Jackson

(\*\*) Term: **14 Years**

(57) **CLAIM**

(21) Appl. No.: **29/136,296**

The ornamental design for a fluorescent lamp glass tube shape, as shown and described.

(22) Filed: **Jan. 29, 2001**

(51) **LOC (7) Cl.** ..... **26-06**

(52) **U.S. Cl.** ..... **D26/3**

(58) **Field of Search** ..... D26/1, 2, 3; 313/313, 313/317, 318, 493, 497, 567, 569; 315/56, 57, 58, 73

**DESCRIPTION**

FIG. 1 is a side elevational view of a fluorescent lamp glass tube showing my new design, the opposite side being a mirror image;

FIG. 2 is a side elevational view rotated 90 degrees with respect to FIG. 1;

FIG. 3 is a top plan view thereof;

FIG. 4 is a bottom view thereof; and,


FIG. 5 is a perspective view thereof.

(56) **References Cited**

**U.S. PATENT DOCUMENTS**

- D432,687 S \* 10/2000 Choi ..... D26/3
- D434,860 S \* 12/2000 Holzer ..... D26/3
- D438,652 S \* 3/2001 Foo ..... D26/3

**1 Claim, 2 Drawing Sheets**



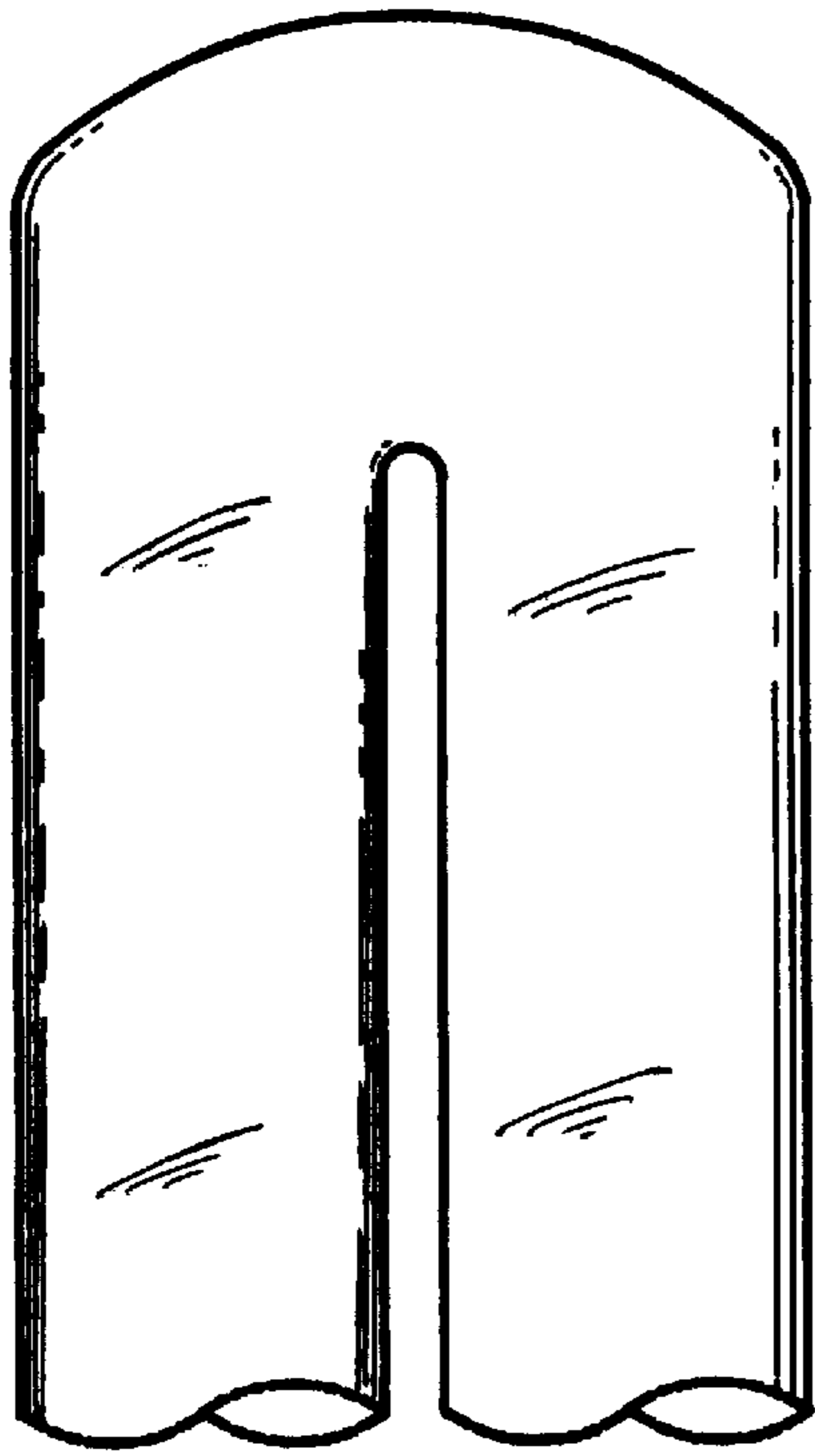


Fig.1



Fig.2




Fig.3




Fig.4

*Fig. 5*

