



US00D471283S

(12) **United States Design Patent**  
**Sullivan**

(10) **Patent No.:** **US D471,283 S**

(45) **Date of Patent:** **\*\* Mar. 4, 2003**

(54) **FIBERGLASS POOL**

(75) **Inventor:** **Todd Sullivan, Eloy, AZ (US)**

(73) **Assignee:** **San Juan Products, Lakeland, FL (US)**

(\*\*) **Term:** **14 Years**

(21) **Appl. No.:** **29/164,448**

(22) **Filed:** **Jul. 24, 2002**

(51) **LOC (7) Cl.** ..... **25-03**

(52) **U.S. Cl.** ..... **D25/2**

(58) **Field of Search** ..... 4/488; D25/2;  
D24/204, 205

(56) **References Cited**

**U.S. PATENT DOCUMENTS**

D179,930 S	3/1957	Culver	.....	D34/5
3,428,969 A	2/1969	Diemond et al.		
3,511,002 A	5/1970	Fox		
3,530,512 A	9/1970	McBride		
D251,201 S	2/1979	Mathis	.....	D24/38
D264,626 S	* 5/1982	D'Innocente et al.	.....	D25/2
D275,608 S	9/1984	Sullivan	.....	D25/2
D275,609 S	9/1984	Monten	.....	D25/2
D277,135 S	1/1985	Sullivan	.....	D24/38
D278,932 S	5/1985	Sullivan	.....	D25/2
D278,933 S	5/1985	Sullivan	.....	D25/2
4,566,141 A	1/1986	Mahoney	.....	4/506
D285,350 S	8/1986	Sullivan	.....	D25/2
D347,697 S	6/1994	Weir	.....	D25/2

D408,547 S	4/1999	Sullivan	.....	D25/2
D408,548 S	4/1999	Sullivan	.....	D25/2
D408,549 S	4/1999	Sullivan	.....	D25/2
D408,550 S	4/1999	Sullivan	.....	D25/2
D408,551 S	4/1999	Sullivan	.....	D25/2
D408,927 S	4/1999	Sullivan	.....	D25/2
D408,928 S	4/1999	Sullivan	.....	D25/2
D417,286 S	11/1999	Sullivan	.....	D25/2
D430,305 S	8/2000	Sullivan	.....	D25/2
D446,313 S	8/2001	Sullivan	.....	D25/2
D460,194 S	7/2002	Sullivan	.....	D25/2
D460,195 S	7/2002	Sullivan	.....	D25/2

\* cited by examiner

*Primary Examiner*—Doris Clark

(74) *Attorney, Agent, or Firm*—Stetina Brunda Garred & Brucker

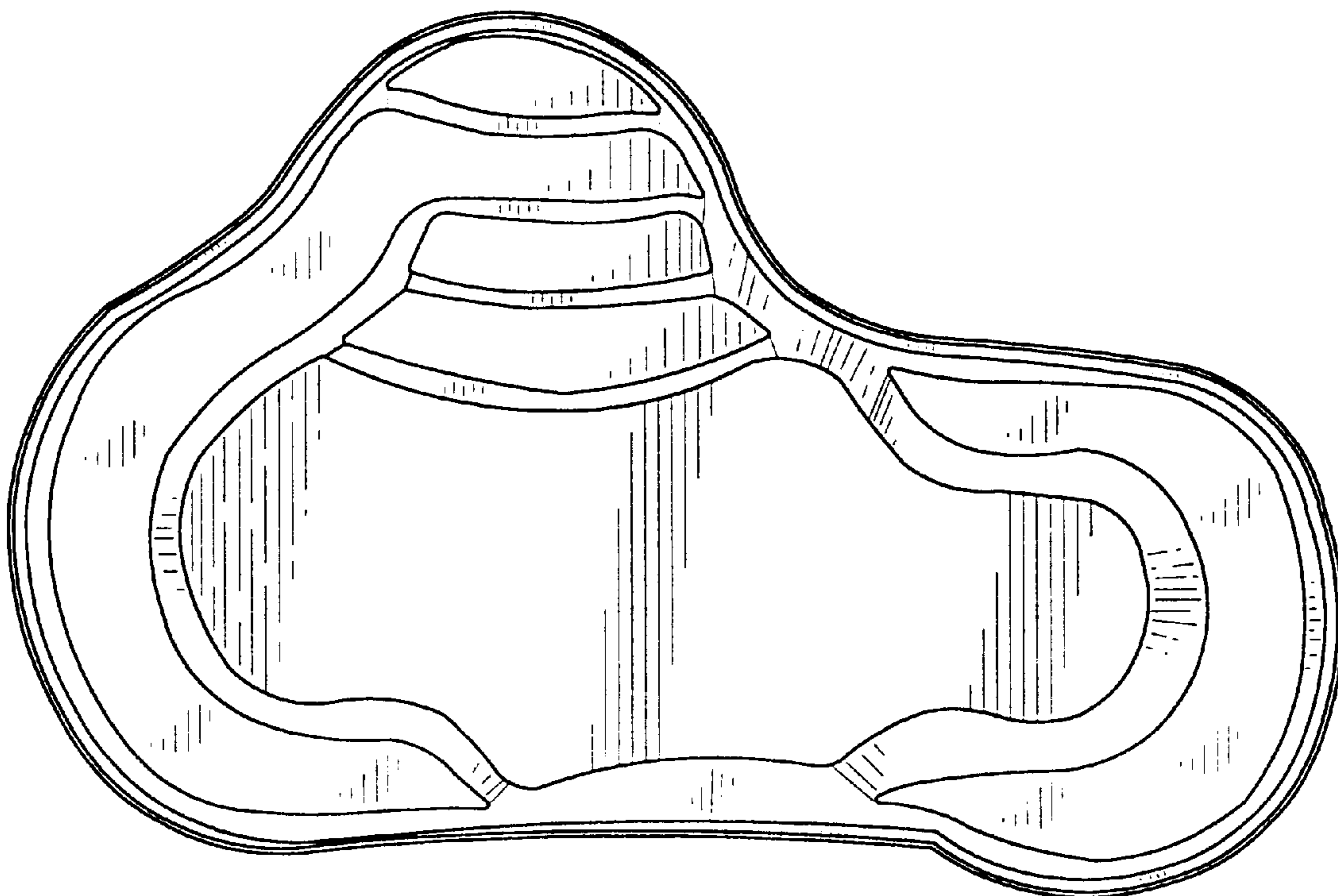
(57) **CLAIM**

The ornamental design for a fiberglass pool, as shown and described.

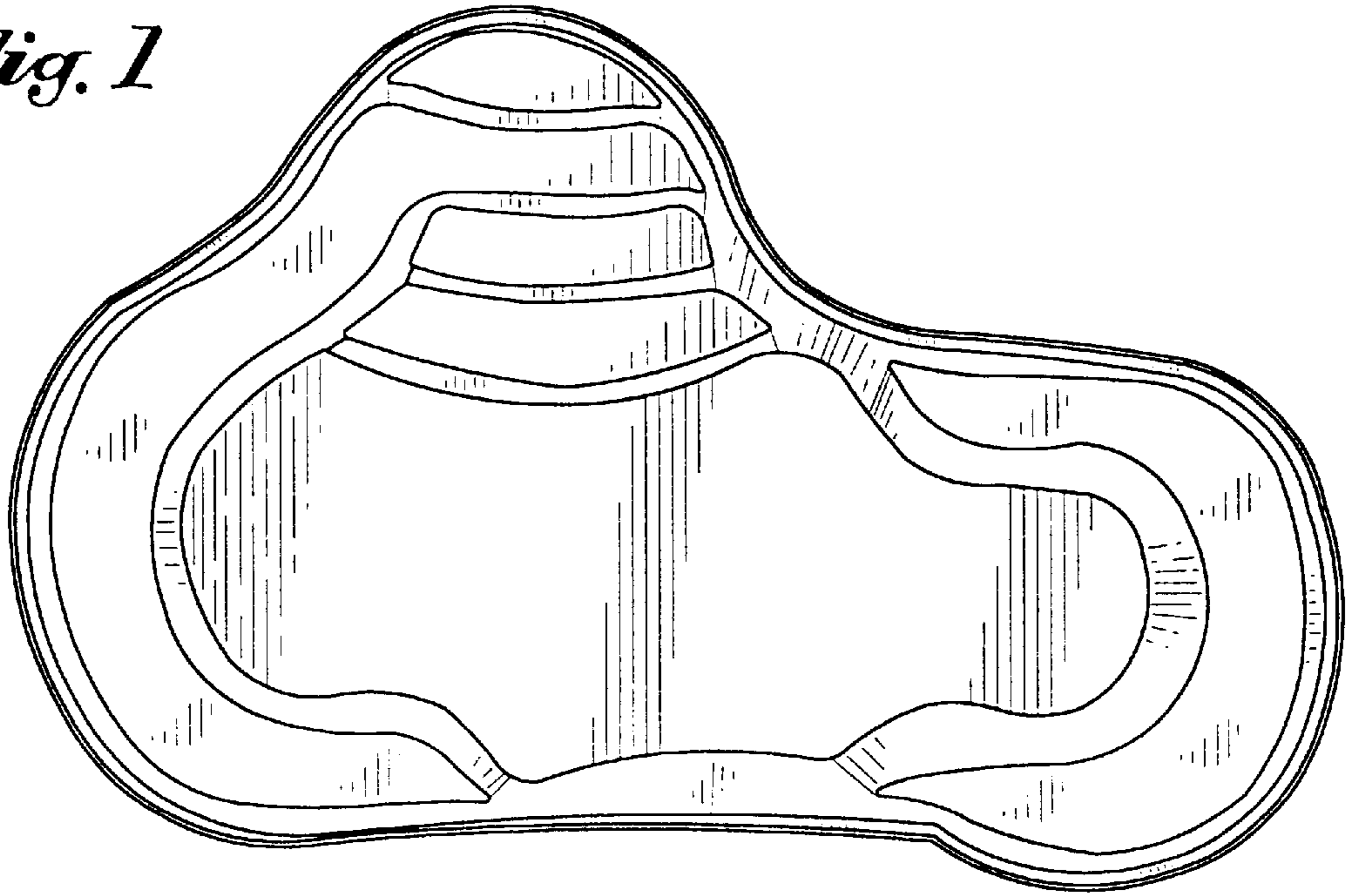
**DESCRIPTION**

FIG. 1 is a top view of a fiberglass pool showing my new design;  
FIG. 2 is a frontal view thereof;  
FIG. 3 is a right side view thereof;  
FIG. 4 is a left side view thereof;  
FIG. 5 is a rear view thereof; and,  
FIG. 6 is bottom view thereof.


**1 Claim, 2 Drawing Sheets**



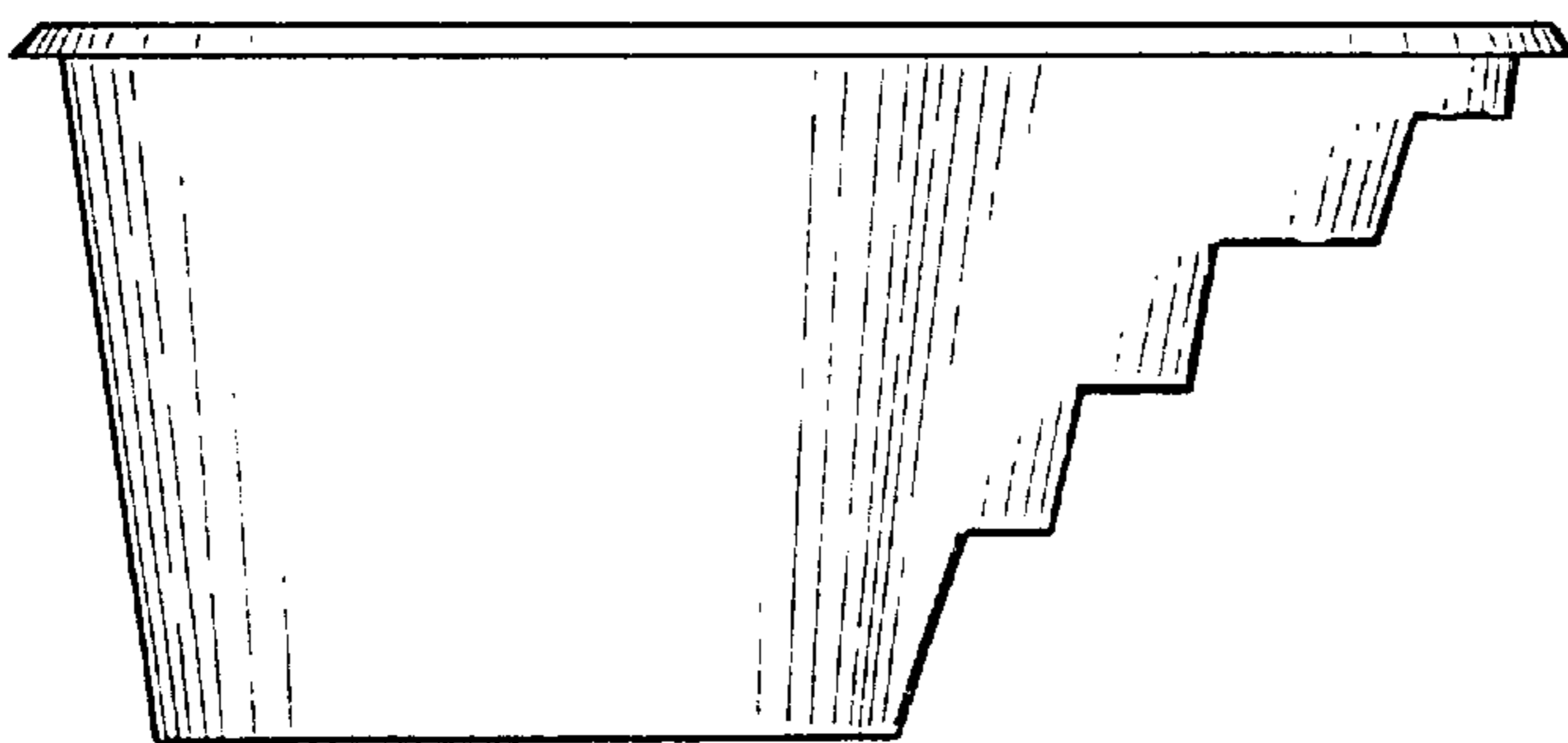
*Fig. 1*



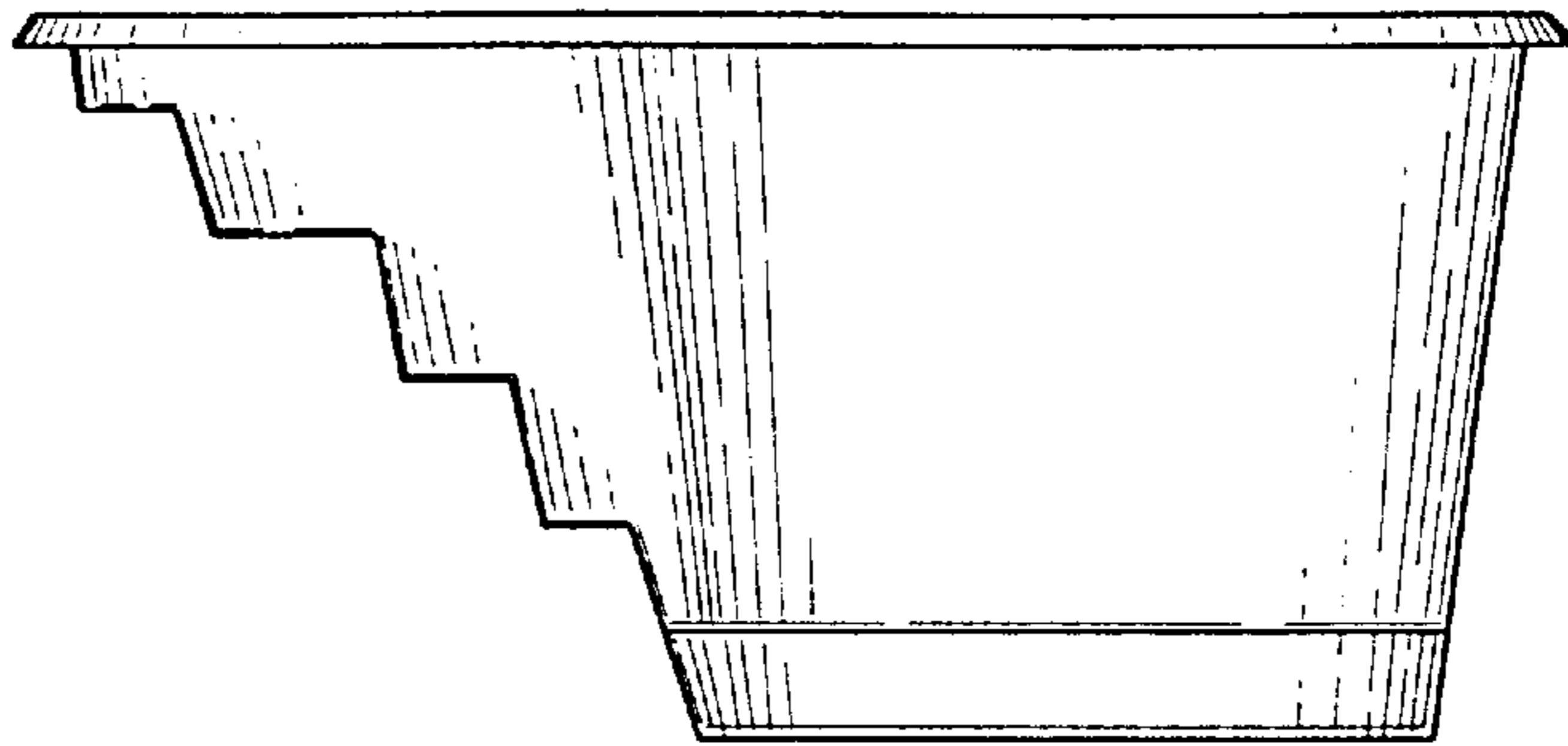
*Fig. 2*



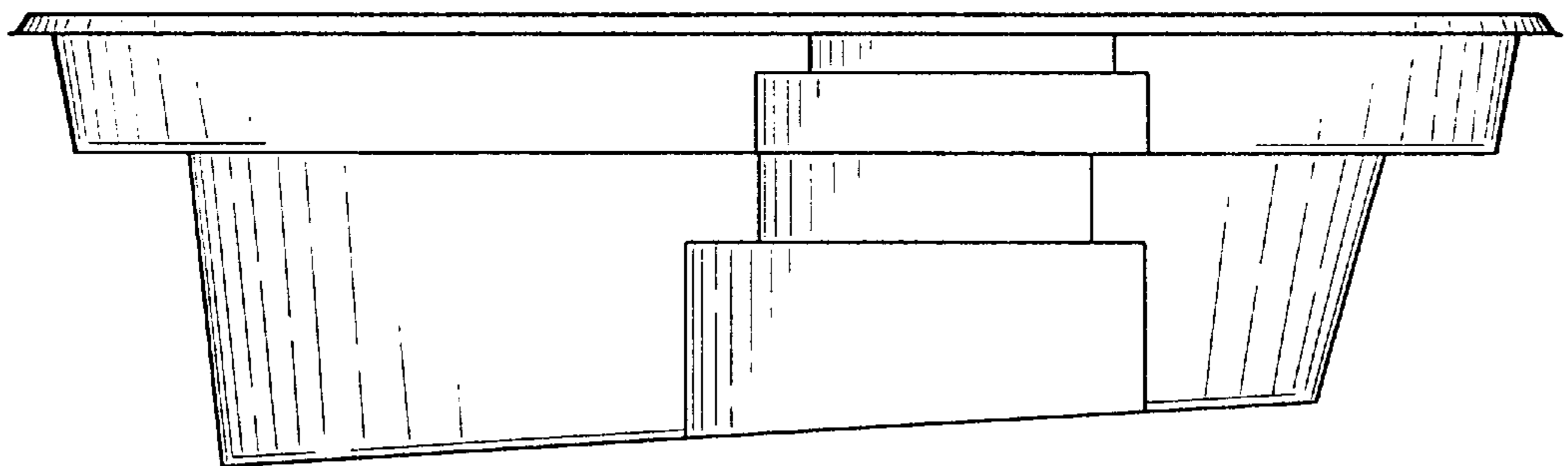
*Fig. 3*



*Fig. 4*



*Fig. 5*



*Fig. 6*

