



US00D471268S

(12) **United States Design Patent**
Segers

(10) **Patent No.:** **US D471,268 S**

(45) **Date of Patent:** **** Mar. 4, 2003**

(54) **EXHAUST VENTILATION HOOD**

(75) Inventor: **Hermann-Reinhard Segers**, München (DE)

(73) Assignee: **BSH Bosch und Siemens Hausgeraete GmbH**, Munich (DE)

(**) Term: **14 Years**

(21) Appl. No.: **29/143,973**

(22) Filed: **Jun. 22, 2001**

(30) **Foreign Application Priority Data**

Dec. 22, 2000 (DE) 400 12 141

(51) **LOC (7) Cl.** **23-04**

(52) **U.S. Cl.** **D23/372**

(58) **Field of Search** D23/372, 370;
126/299 R, 299 D; D7/406

(56) **References Cited**

U.S. PATENT DOCUMENTS

6,202,641 B1 *	3/2001	Lazzaro	D23/372
D443,351 S *	6/2001	Strand et al.	D23/372
D452,558 S *	12/2001	Tamura	D23/372

* cited by examiner

Primary Examiner—Lisa Lichtenstein

(74) *Attorney, Agent, or Firm*—Laurence A. Greenberg; Werner H. Stemer; Ralph E. Locher

(57) **CLAIM**

The ornamental design for an exhaust ventilation hood, as shown and described.

DESCRIPTION

FIG. 1 is a front, perspective view of the exhaust ventilation hood;

FIG. 2 is a front, perspective view thereof;

FIG. 3 is a rear perspective view thereof;

FIG. 4 is a right side perspective view thereof;

FIG. 5 is a front perspective view thereof;

FIG. 6 is a left side perspective view thereof;

FIG. 7 is a rear perspective view thereof;

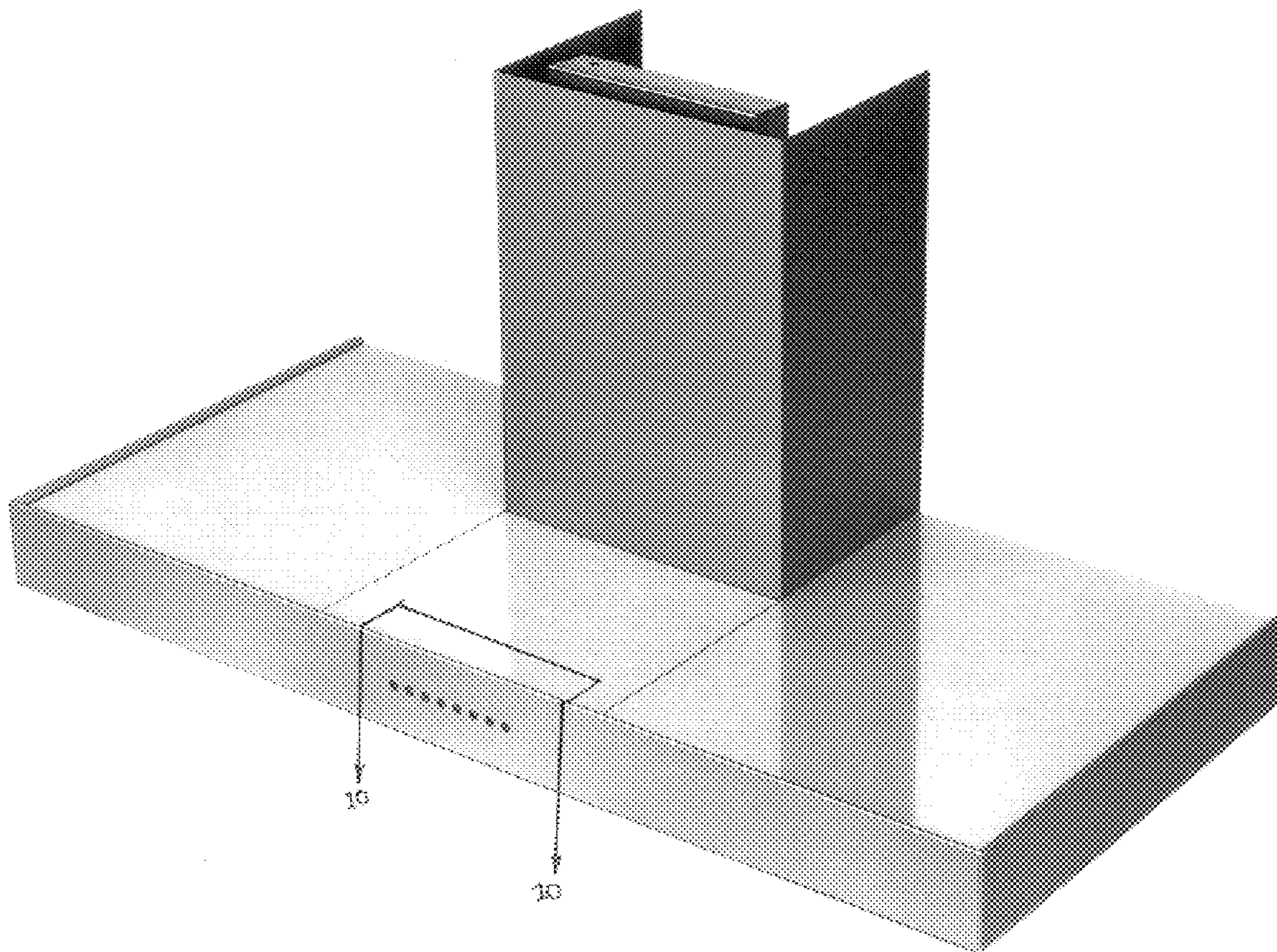
FIG. 8 is a top perspective view thereof;

FIG. 9 is a bottom plan view thereof; and,

FIG. 10 is an enlarged front perspective view thereof taken along lines 10—10 in FIG. 1.

The indicia shown in FIGS. 1, 2, 5 and 10 is not being claimed.

1 Claim, 10 Drawing Sheets



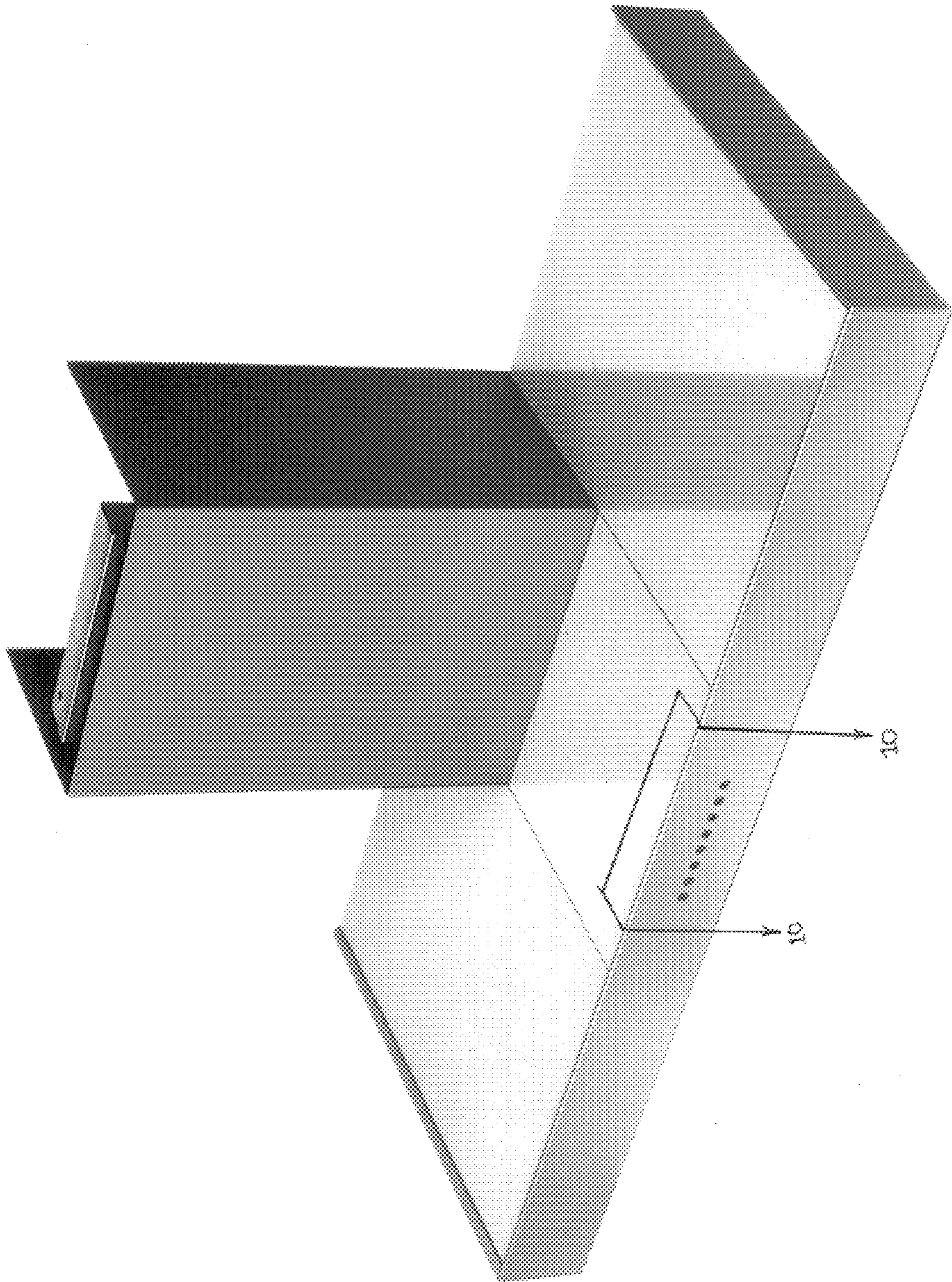


FIG. 1




FIG. 2




FIG. 3




FIG. 4




FIG. 5




FIG. 6




FIG. 7




FIG. 8




FIG. 9




FIG. 10