



US00D471260S

(12) **United States Design Patent**  
**Otero**

(10) **Patent No.:** **US D471,260 S**

(45) **Date of Patent:** **\*\* Mar. 4, 2003**

(54) **SHOWER ESCUTCHEON**

D442,675 S \* 5/2001 Burns

(75) Inventor: **Federico G. Otero**, Carmel, IN (US)

\* cited by examiner

(73) Assignee: **Masco Corporation of Indiana**,  
Indianapolis, IN (US)

*Primary Examiner*—Louis S. Zarfaz  
*Assistant Examiner*—Gregory Andoll  
(74) *Attorney, Agent, or Firm*—Lloyd D. Doigan

(\*\*) Term: **14 Years**

(57) **CLAIM**

(21) Appl. No.: **29/152,000**

The ornamental design for a shower escutcheon, as shown and described.

(22) Filed: **Dec. 12, 2001**

(51) **LOC (7) Cl.** ..... **23-01**

(52) **U.S. Cl.** ..... **D23/254**

(58) **Field of Search** ..... D23/249, 250,  
D23/254, 252; D8/352, 351, 350; 4/675-678;  
137/801; 16/2.1-2.4; 220/421; 250/466.1

**DESCRIPTION**

(56) **References Cited**

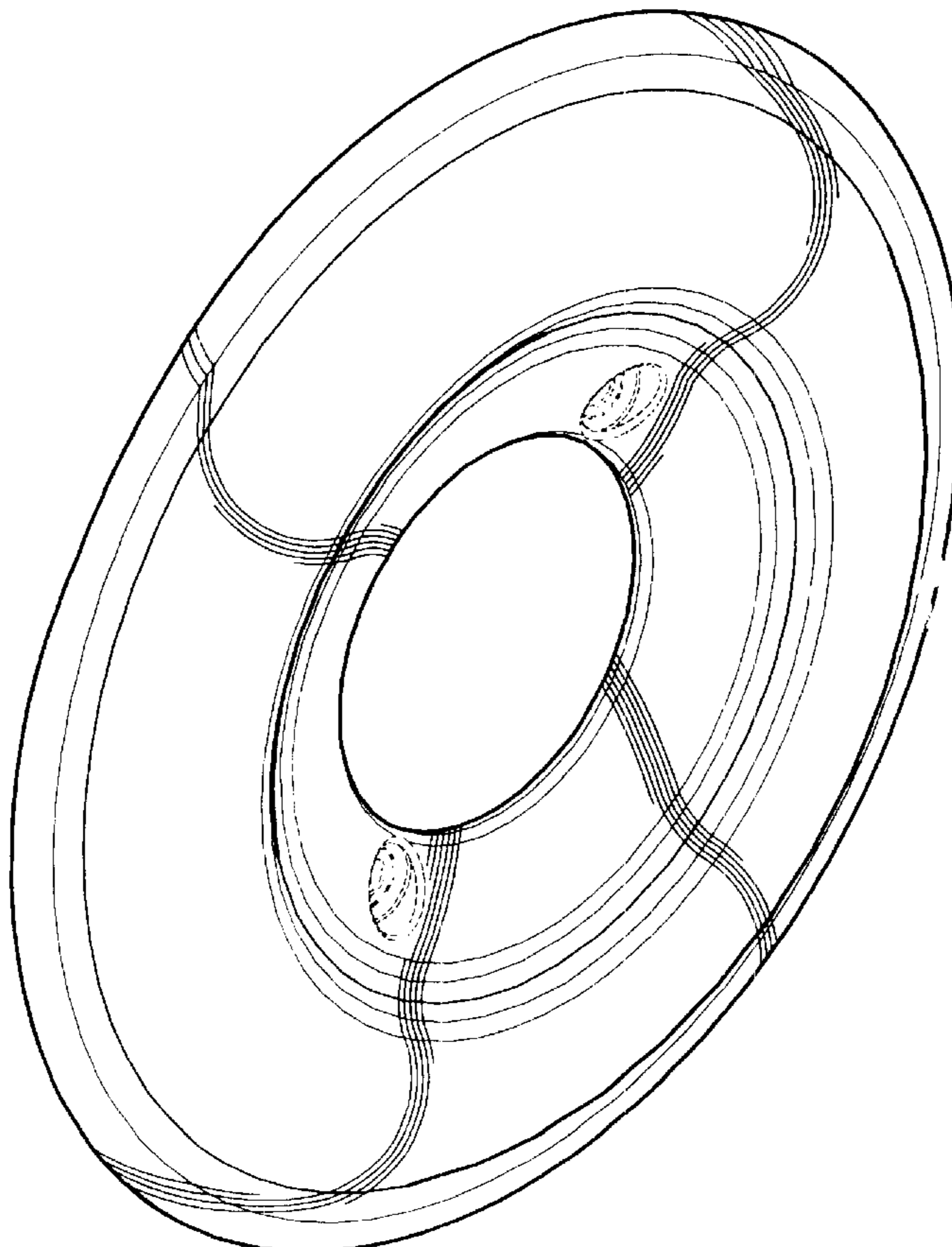
**U.S. PATENT DOCUMENTS**

D164,606 S	*	9/1951	Schlage	.....	D23/352
D305,863 S	*	2/1990	Gresens et al.	.....	D23/352
D332,826 S	*	1/1993	Rosenbaum	.....	D23/254
D402,010 S	*	12/1998	Lord	.....	D23/254
D403,750 S	*	1/1999	Fabian	.....	D23/254
D420,106 S	*	2/2000	Green	.....	D23/254

FIG. 1 is a front perspective view of the shower escutcheon showing my new design;  
FIG. 2 is a rear perspective view thereof;  
FIG. 3 is a front elevational view thereof;  
FIG. 4 is a right side elevational view thereof;  
FIG. 5 is a bottom plan view thereof;  
FIG. 6 is a top plan view thereof; and,  
FIG. 7 is a left side elevational view thereof.

The broken line showing of the mounting screw apertures in FIGS. 1-3 are for purposes of illustration only and form no part of the claimed design.

**1 Claim, 5 Drawing Sheets**



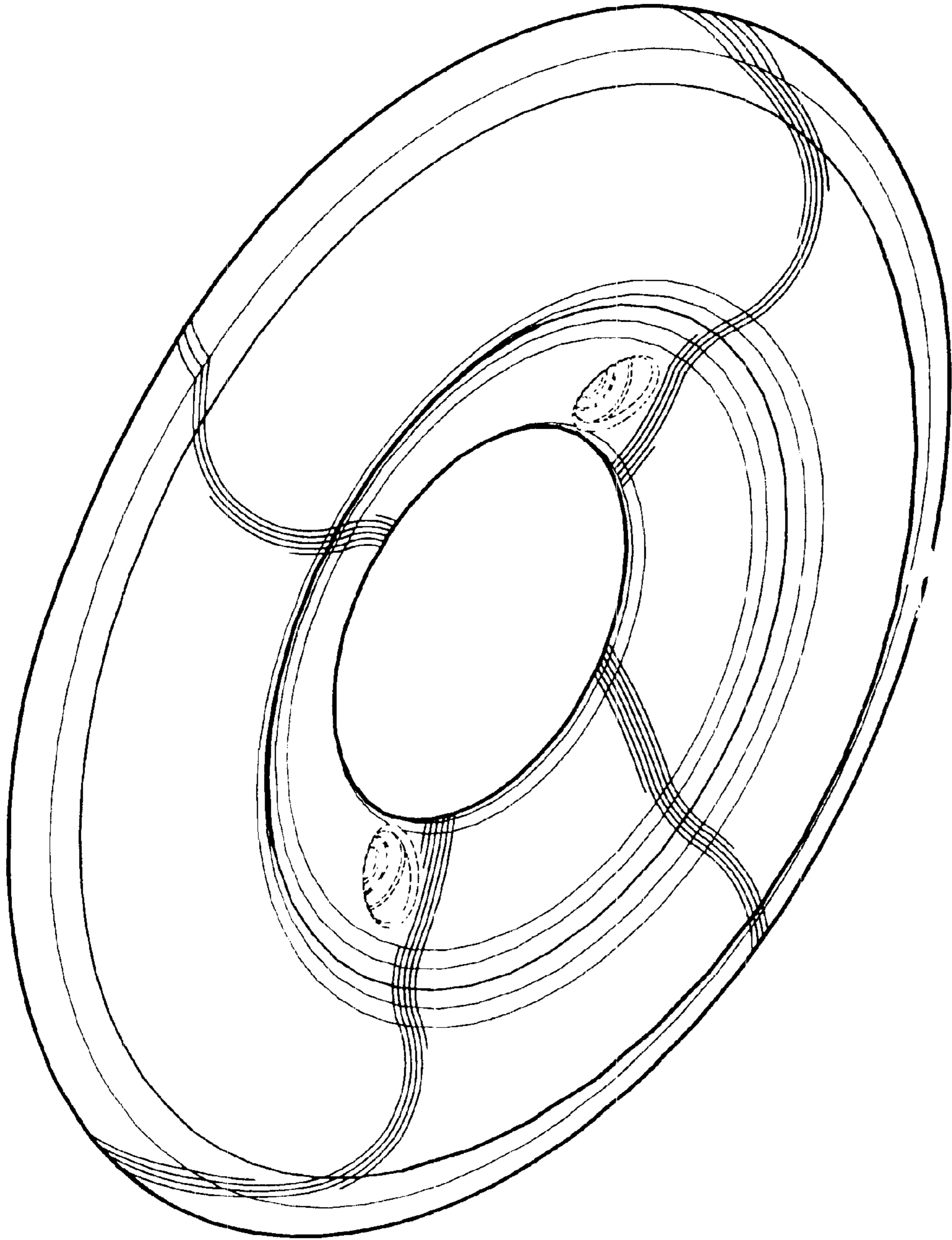


Figure - 1

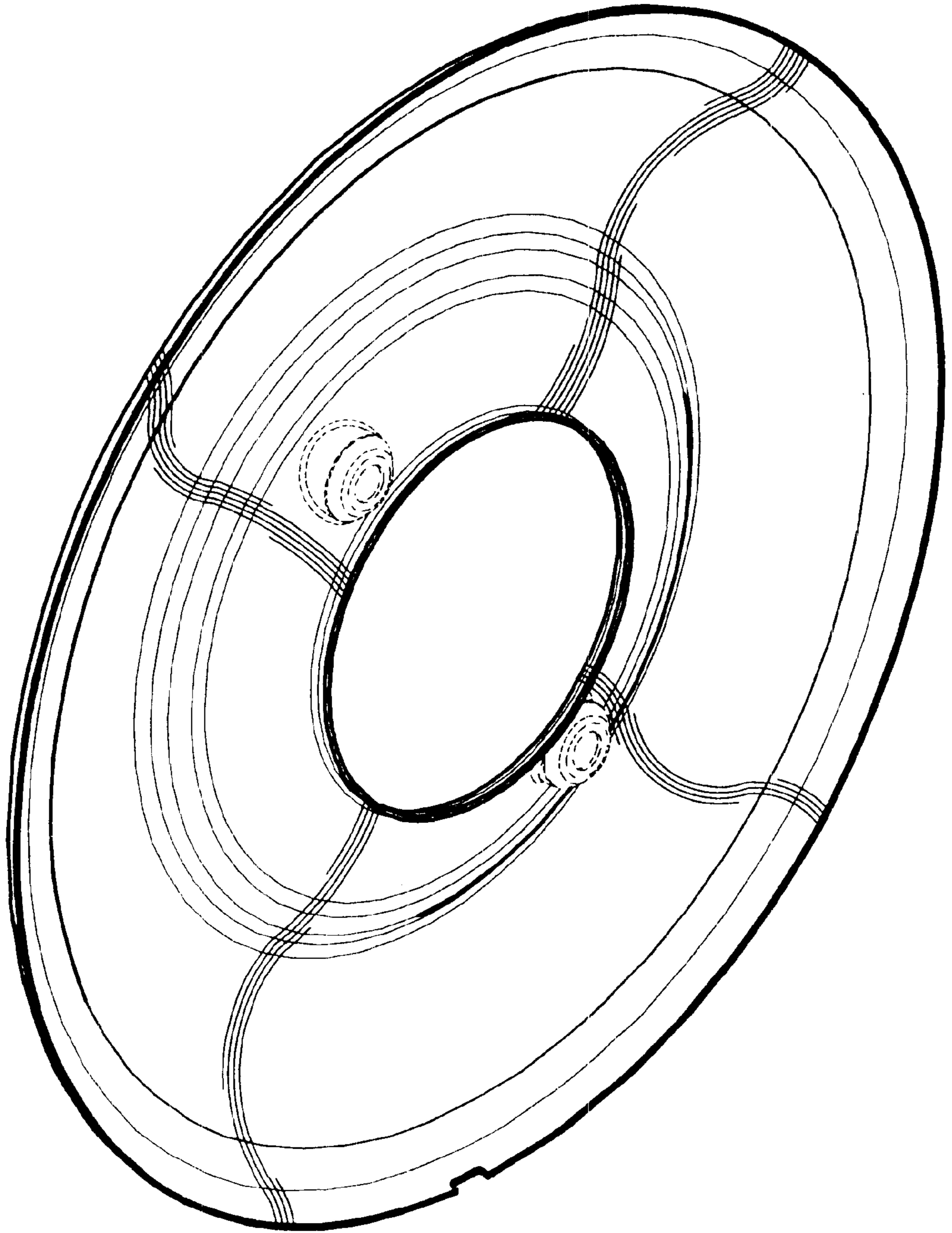


Figure - 2

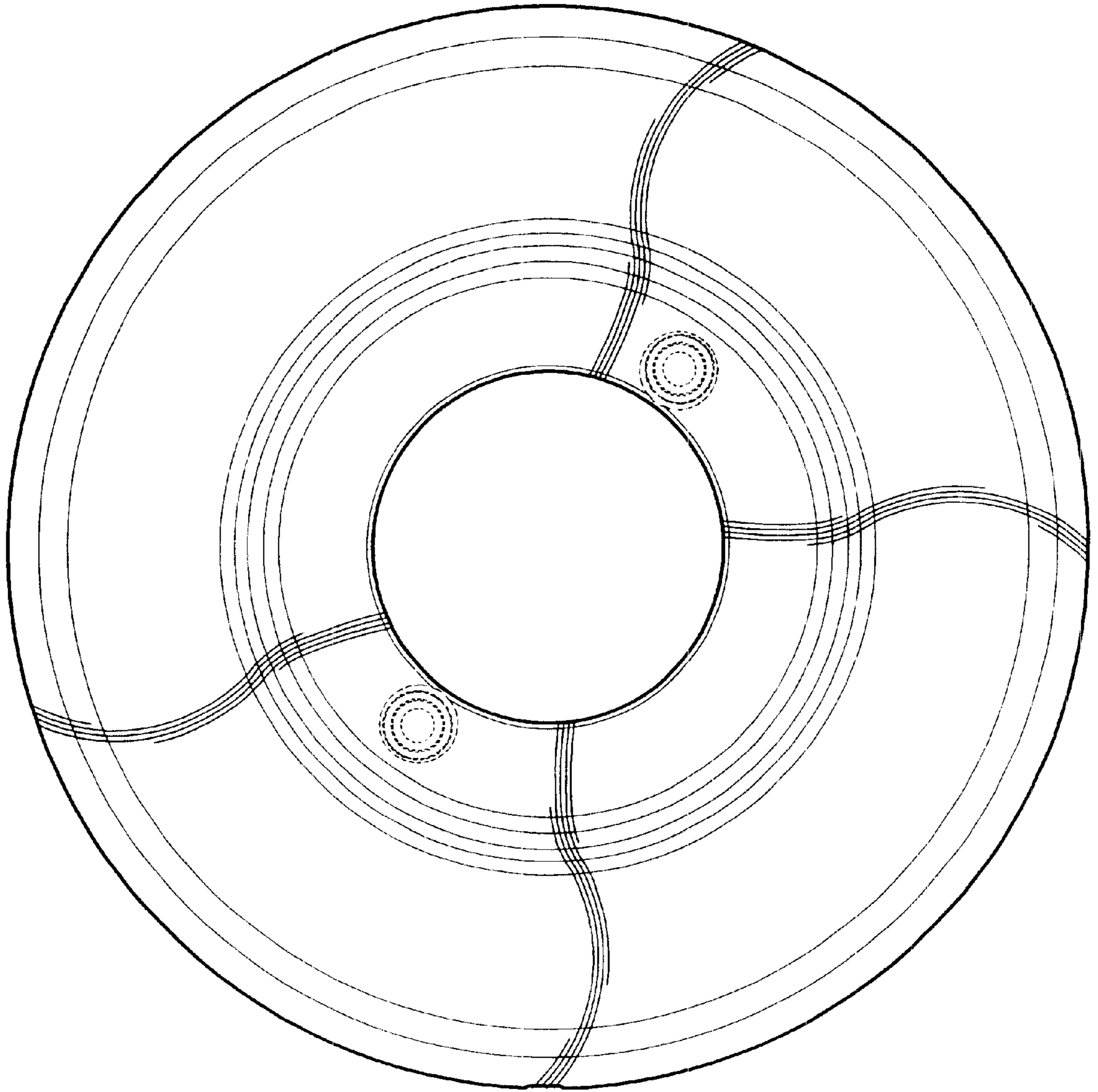


Figure - 3

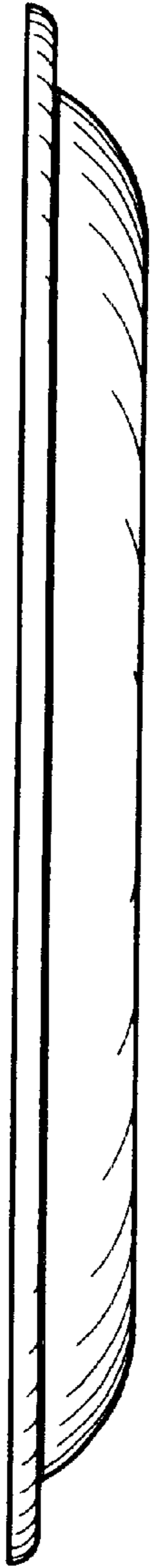


Figure - 4

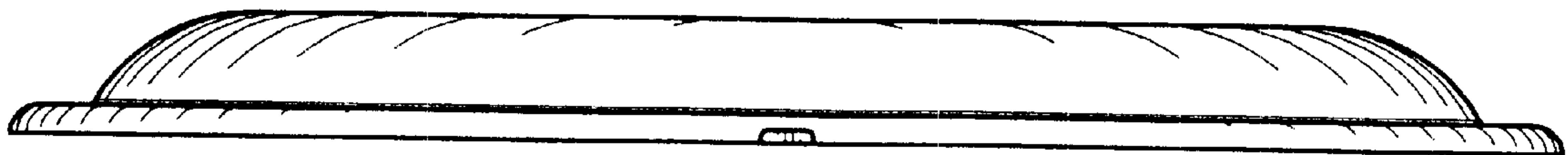


Figure - 5




Figure - 6

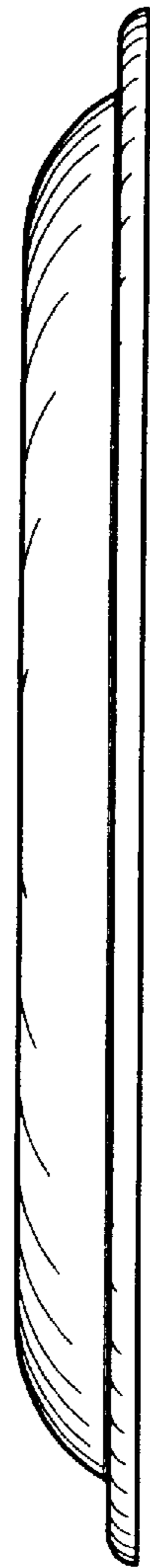


Figure - 7