



US00D471258S

(12) **United States Design Patent**  
**Marshall**

(10) **Patent No.:** **US D471,258 S**

(45) **Date of Patent:** **\*\* \*Mar. 4, 2003**

(54) **GRIP FOR A SANITARY FAUCET**

(75) **Inventor:** **Chris Marshall**, Cumming, GA (US)

(73) **Assignee:** **Hansgrohe AG**, Schiltach, DE (US)

(\* ) **Notice:** This patent is subject to a terminal disclaimer.

(\*\*) **Term:** **14 Years**

(21) **Appl. No.:** **29/158,421**

(22) **Filed:** **Apr. 4, 2002**

(51) **LOC (7) Cl.** ..... **23-01**

(52) **U.S. Cl.** ..... **D23/252**

(58) **Field of Search** ..... D23/238-243,  
D23/250-257; 4/675-678; 137/801; D8/300-310,  
350, 334; 16/110 R-121

(56) **References Cited**

**U.S. PATENT DOCUMENTS**

|            |   |         |          |       |         |
|------------|---|---------|----------|-------|---------|
| D99,251 S  | * | 4/1936  | Tjaarda  | ..... | D8/308  |
| D119,823 S | * | 4/1940  | Stevens  | ..... | D8/308  |
| D318,717 S | * | 7/1991  | Spangler | ..... | D23/252 |
| D327,532 S | * | 6/1992  | Ko       | ..... | D23/252 |
| D357,305 S | * | 4/1995  | Fabian   | ..... | D23/252 |
| D365,384 S | * | 12/1995 | Robbins  | ..... | D23/252 |
| D409,288 S | * | 5/1999  | Hyde     | ..... | D23/250 |
| D420,106 S | * | 2/2000  | Green    | ..... | D23/254 |

|            |   |        |               |       |         |
|------------|---|--------|---------------|-------|---------|
| D442,264 S | * | 5/2001 | Mullenmeister | ..... | D23/252 |
| D460,534 S | * | 7/2002 | Hanna et al.  | ..... | D23/252 |
| D460,808 S | * | 7/2002 | Otero et al.  | ..... | D23/252 |

**OTHER PUBLICATIONS**

2000 Moen Price Catalog, pp. 40-41, 44-45 (1999).  
Catalog, Bäder 2001, 6 pages (2000).  
Product Portfolio, Price Pfister, 6 pages (1999).

\* cited by examiner

*Primary Examiner*—Louis S. Zarfaz

*Assistant Examiner*—Gregory Andoll

(74) *Attorney, Agent, or Firm*—Duane Morris LLP



(57) **CLAIM**

The ornamental design for a grip for a sanitary faucet, as shown and described.

**DESCRIPTION**

FIG. 1: is a side perspective view of a grip for a sanitary faucet showing my new design;  
FIG. 2: is a front elevation view thereof;  
FIG. 3: is a top plan view thereof;  
FIG. 4: is a side elevation view thereof, the opposite side being a mirror image;  
FIG. 5: is a bottom plan view thereof; and,  
FIG. 6: is a rear elevation view thereof.

**1 Claim, 1 Drawing Sheet**



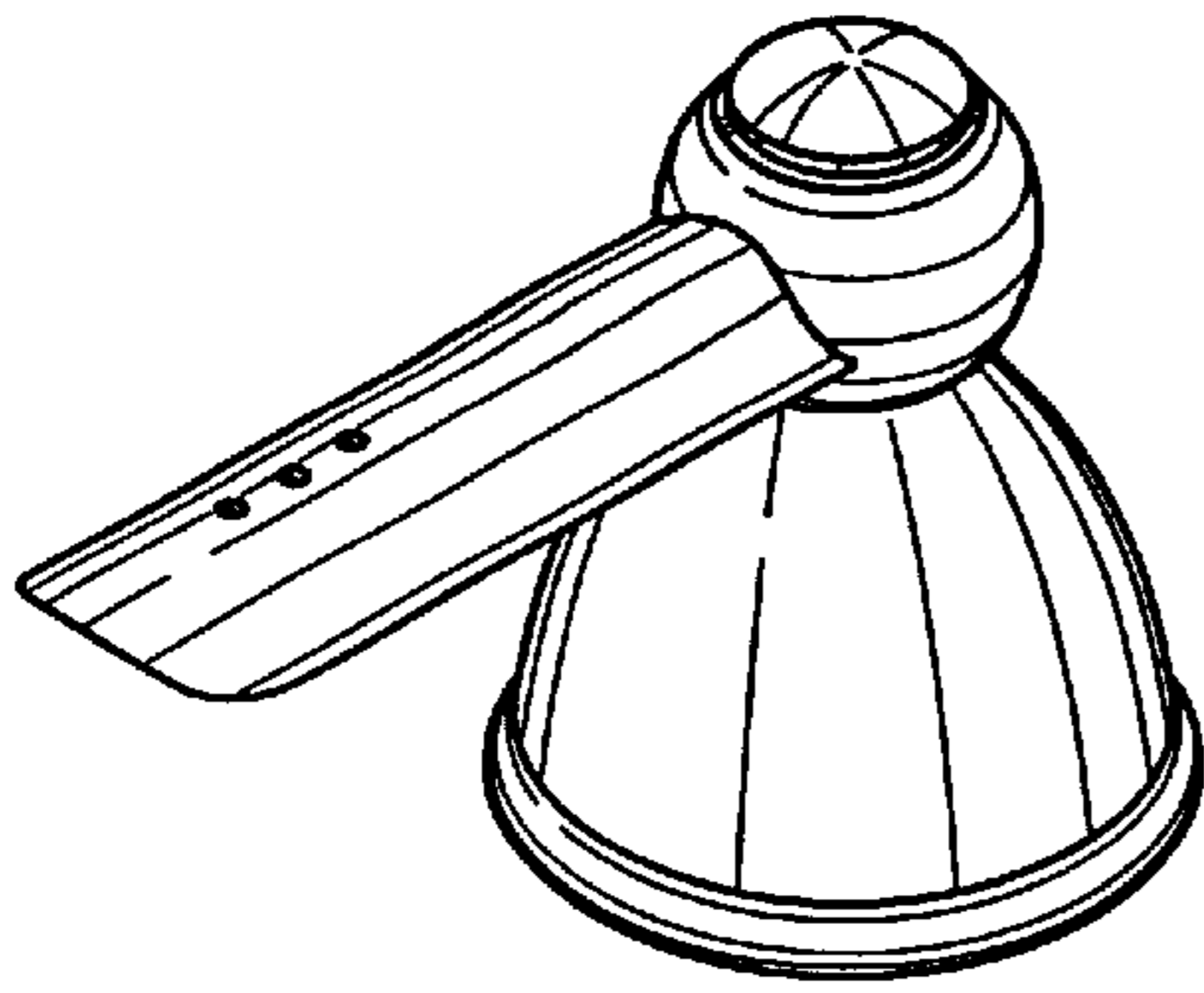


FIG. 1

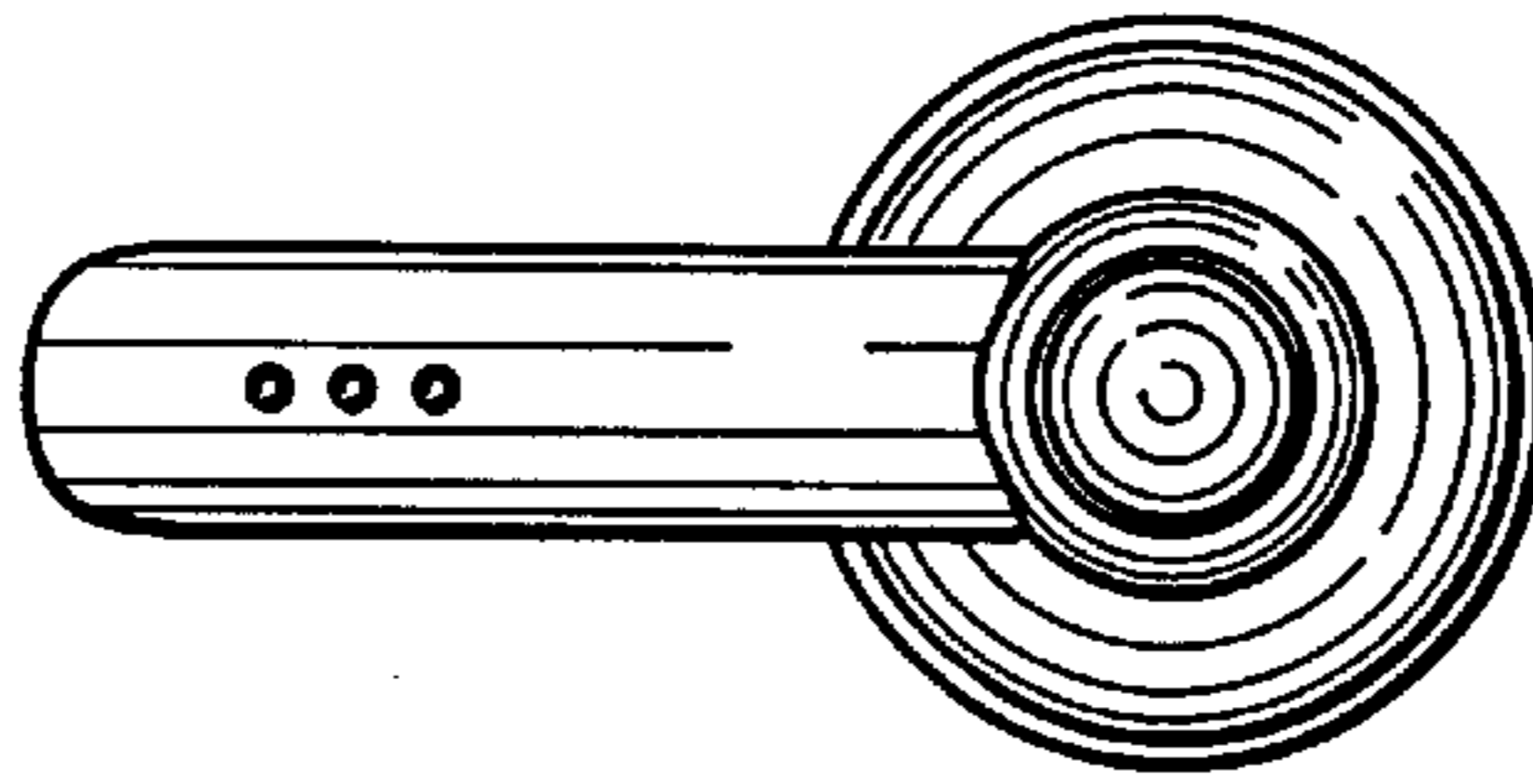


FIG. 3

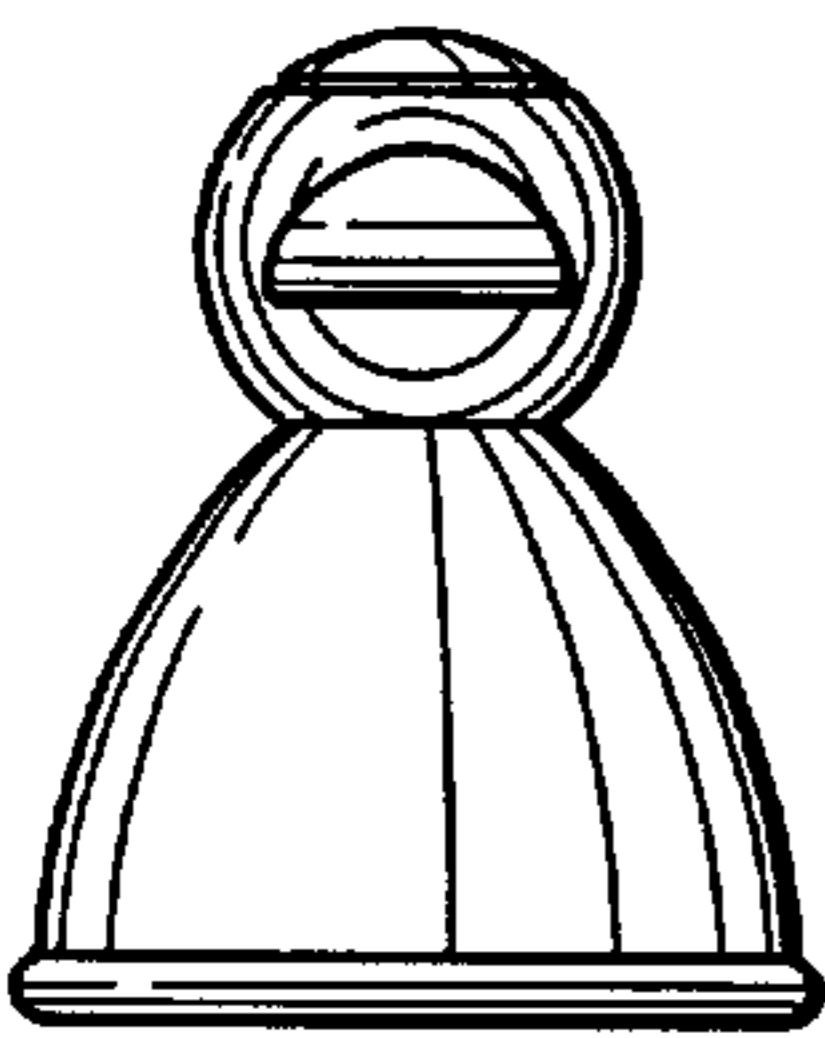


FIG. 2




FIG. 4

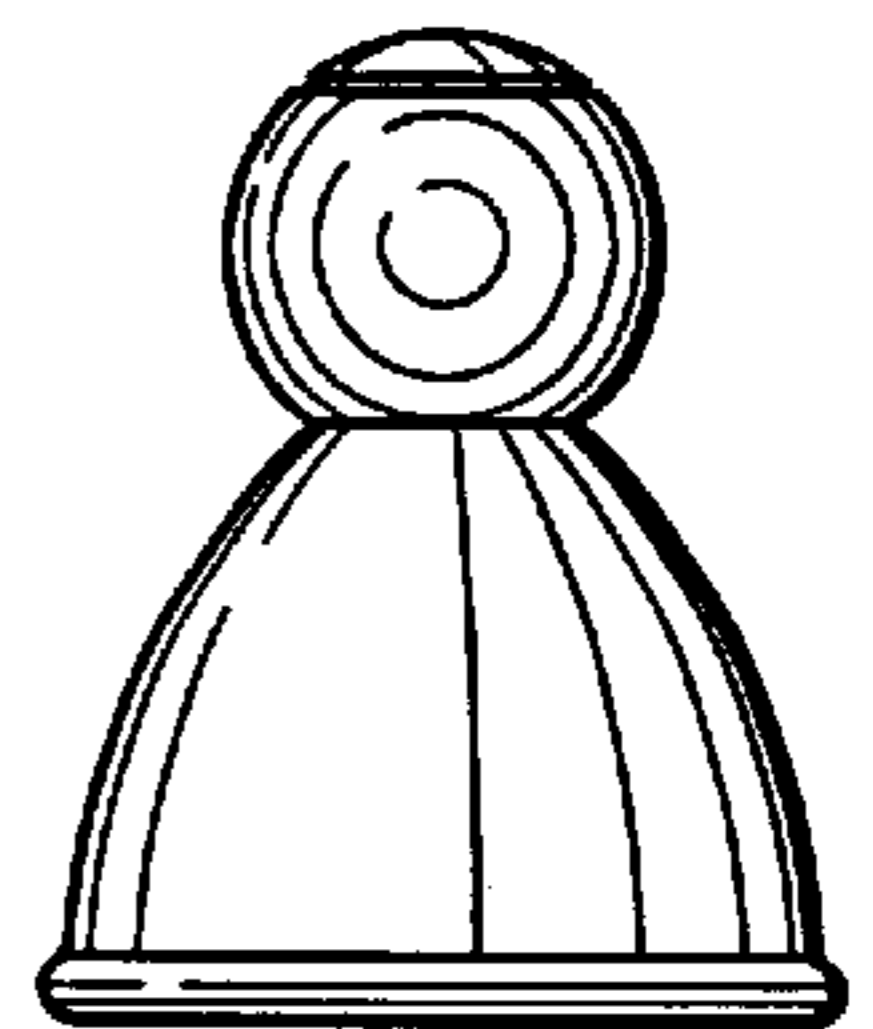


FIG. 6

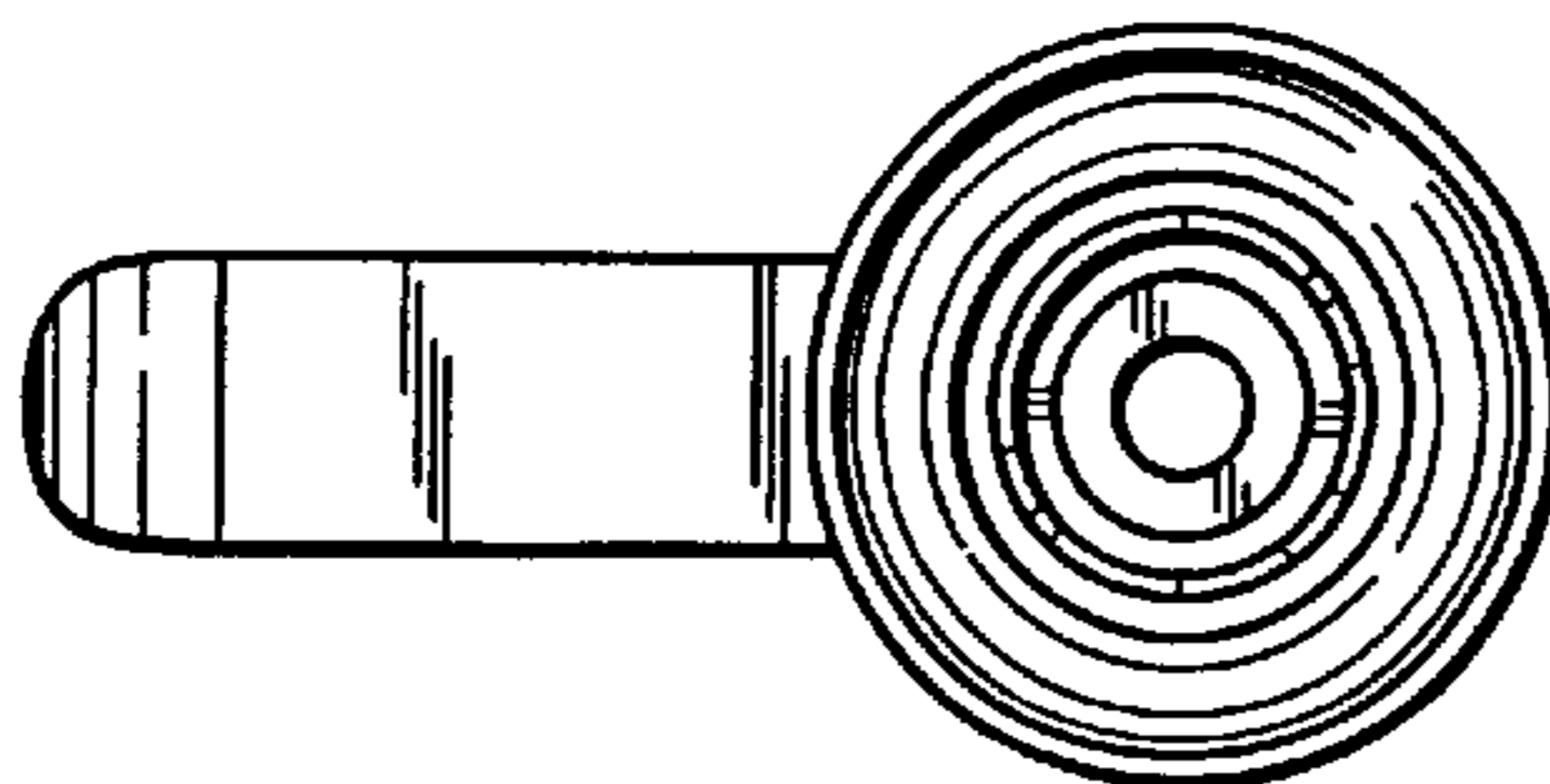


FIG. 5