



US00D471255S

(12) **United States Design Patent**
Friedrich

(10) **Patent No.:** **US D471,255 S**

(45) **Date of Patent:** **** Mar. 4, 2003**

(54) **FAUCET BODY**

D439,635 S * 3/2001 Robbins D23/239
D465,010 S * 10/2002 Lord D23/255

(75) Inventor: **Philip F. Friedrich**, Fullerton, CA (US)

* cited by examiner

(73) Assignee: **PFF and Associates**, Buena Park, CA (US)

Primary Examiner—Louis S. Zarfes

Assistant Examiner—Gregory Andoll

(**) Term: **14 Years**

(74) *Attorney, Agent, or Firm*—Stetina Brunda Garred & Brucker

(21) Appl. No.: **29/163,206**

(57) **CLAIM**

(22) Filed: **Jun. 28, 2002**

The ornamental design for a faucet body, as shown and described.

(51) **LOC (7) Cl.** **23-01**

(52) **U.S. Cl.** **D23/238**

(58) **Field of Search** D23/238–243,
D23/250–257; 4/675–678; 137/801

DESCRIPTION

FIG. 1 is a top plan view of the faucet body of the present invention showing my new design;

FIG. 2 is a left side elevational view thereof;

FIG. 3 is a front elevational view thereof;

FIG. 4 is a bottom plan view thereof;

FIG. 5 is a right side elevational view thereof; and,

FIG. 6 is a rear elevational view thereof.

(56) **References Cited**

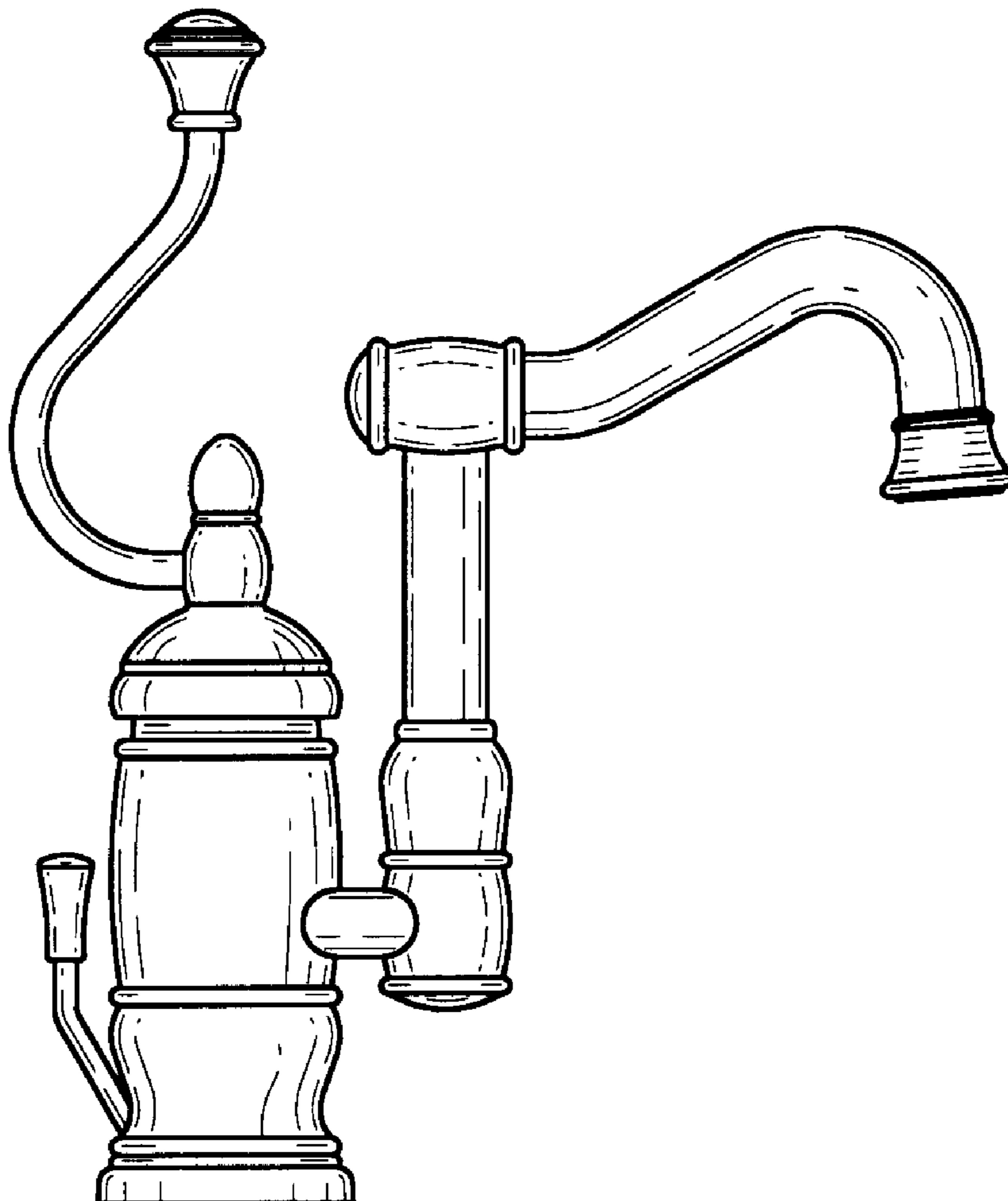
U.S. PATENT DOCUMENTS

D340,968 S * 11/1993 McKeone et al. D23/255

D349,326 S * 8/1994 Bollenbacher D23/238

D387,130 S * 12/1997 Warshawsky D23/238

1 Claim, 2 Drawing Sheets






Fig. 1

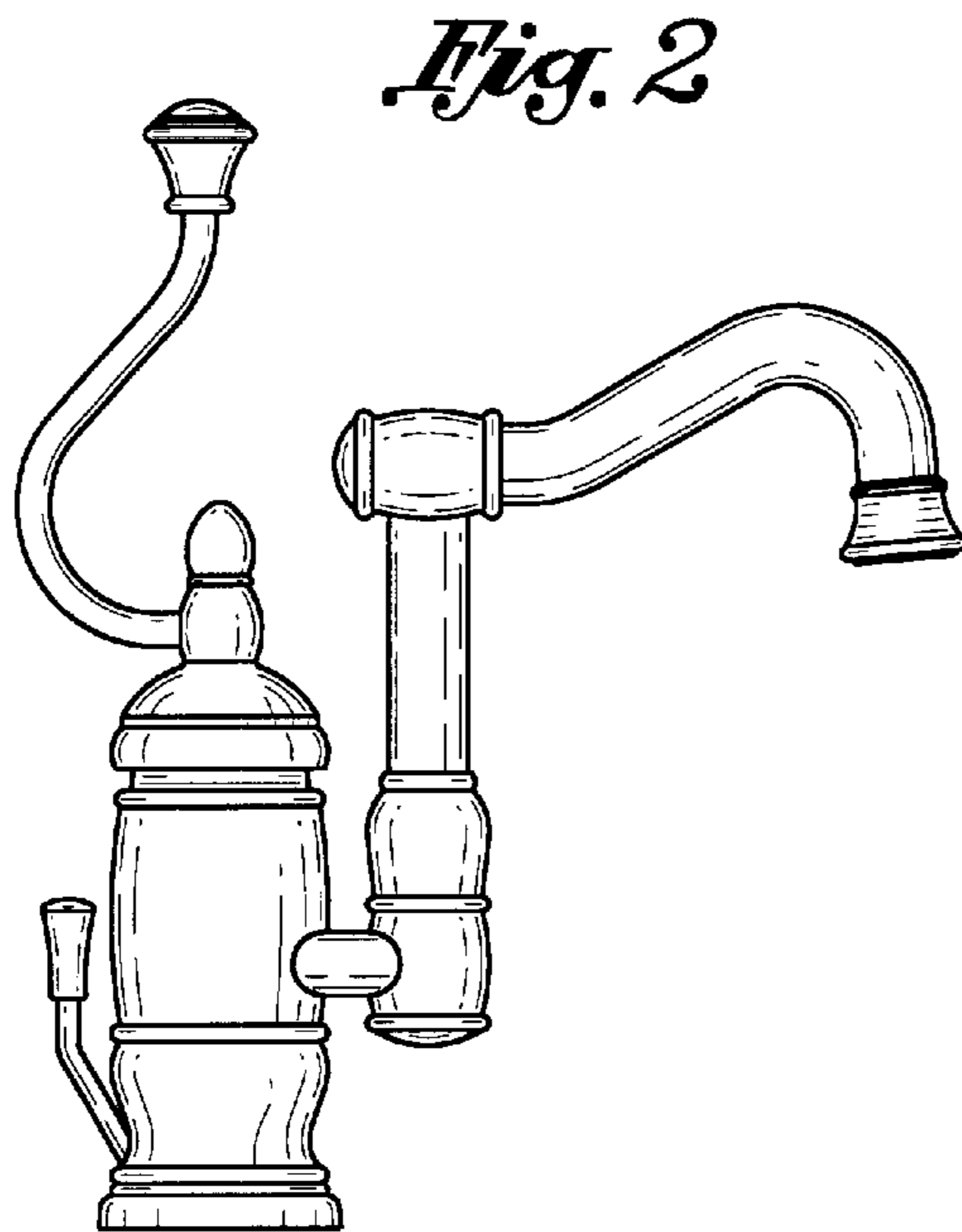


Fig. 2




Fig. 3

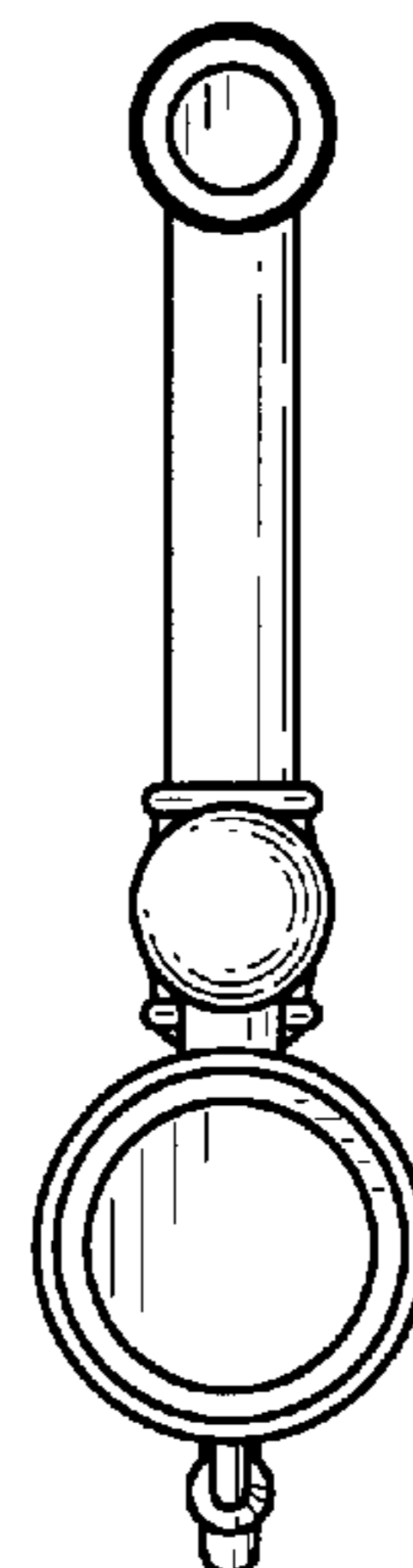


Fig. 4

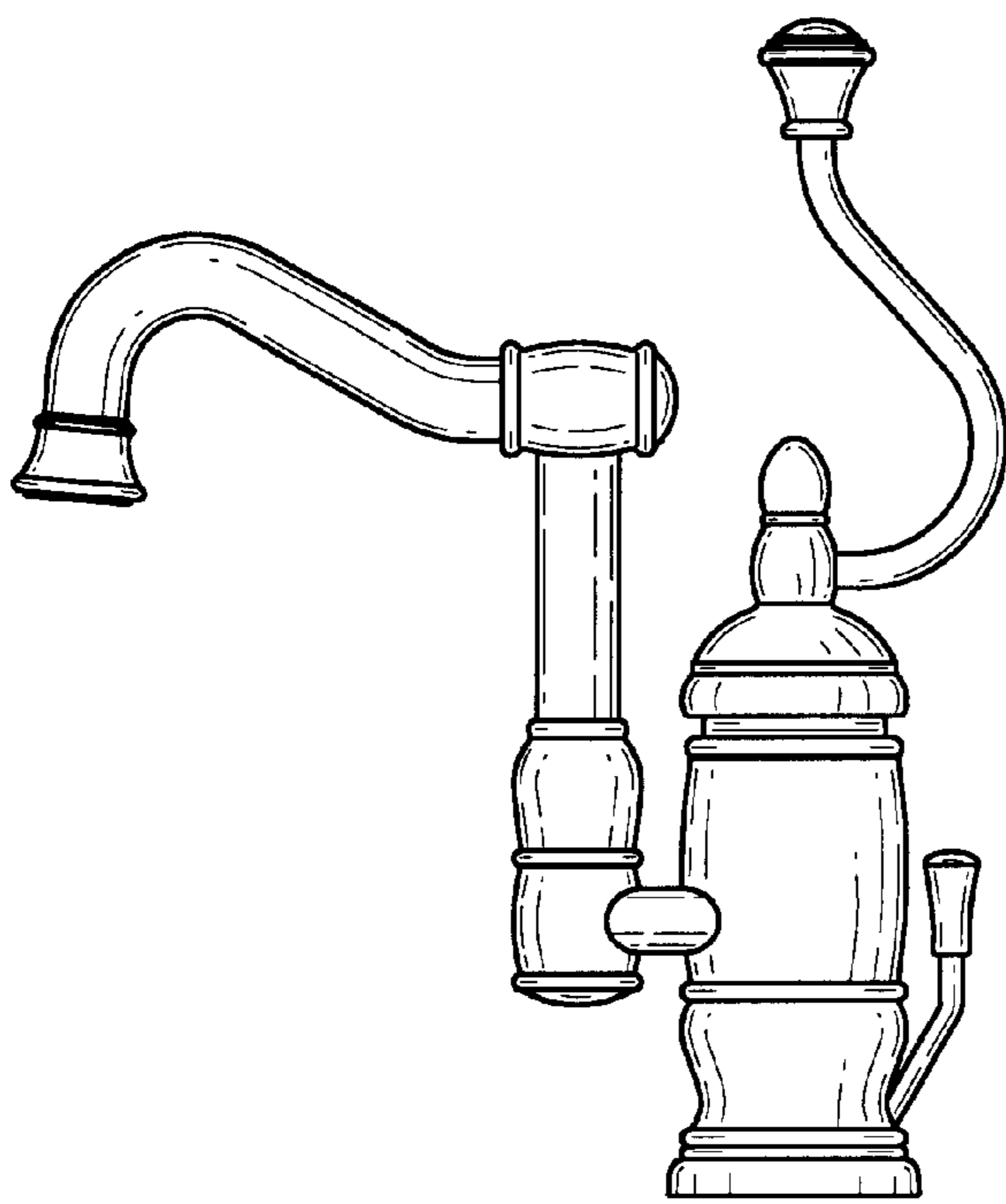


Fig. 5




Fig. 6