



US00D471239S

(12) **United States Design Patent**
Schaller

(10) **Patent No.:** **US D471,239 S**

(45) **Date of Patent:** **** Mar. 4, 2003**

(54) **INDEPENDENT FOR SIGN**

(76) Inventor: **Frank Howard Schaller**, 24 Avon Cir.,
Needham, MA (US) 02494

(**) Term: **14 Years**

(21) Appl. No.: **29/151,129**

(22) Filed: **Nov. 2, 2001**

(51) **LOC (7) Cl.** **20-03**

(52) **U.S. Cl.** **D20/10**

(58) **Field of Search** D20/10-11, 13,
D20/15, 17, 19, 22, 27, 32, 39-44, 99;
40/584, 591-3, 642-4, 200-204, 209-210;
359/538

(56) **References Cited**

U.S. PATENT DOCUMENTS

1,473,556 A	*	11/1923	Iafrate	40/626
3,419,985 A	*	1/1969	Berrier	40/591
D267,888 S	*	2/1983	Williams	D20/11
D333,320 S	*	2/1993	Chick	D20/11

* cited by examiner

Primary Examiner—Robert M. Spear

(74) *Attorney, Agent, or Firm*—Frank H. Schaller

(57) **CLAIM**

The ornamental design for an independent for sign, as shown and described.

DESCRIPTION

A first embodiment of the claimed independent for sign, being made from flat, thin sheet material, is used in combination with one political campaign sign, for viewing from one direction, to indicate the political independence of the exhibitor of the political campaign sign, and the support of the exhibitor for the political candidate whose name and office sought are displayed on the political campaign sign.

A second embodiment of the claimed independent for sign, being made from flat, thin sheet material, is used in combination with two political campaign signs, for viewing from two directions, to indicate the political independence of the exhibitor of the political campaign signs, and the support of the exhibitor for the political candidate whose name and office sought are displayed on the political campaign signs.

FIG. 1 is a front elevational view of first and second embodiments of an independent for sign showing my new design, the rear elevational view of the second embodiment being identical to the view shown in this figure.

FIG. 2 is a rear elevational view of the first embodiment of an independent for sign showing my new design.

FIG. 3 is a top plan view of the first and second embodiments of an independent for sign showing my new design, the bottom plan view of the first and second embodiments being identical to the view shown in this figure.

FIG. 4 is a right side elevational view of the first and second embodiments of an independent for sign showing my new design, the left side elevational view of the first and second embodiments being identical to the view shown in this figure.

FIG. 5 is a front elevational view of the first embodiment of an independent for sign showing my new design used in combination with one political campaign sign, the front elevational view of the second embodiment of an independent for sign showing my new design used in combination with two political campaign signs being identical to the view shown in this figure, the rear elevational view of the second embodiment of an independent for sign showing my new design used in a combination with two political campaign signs being identical to the view shown in this figure.

FIG. 6 is a rear elevational view of the first embodiment of an independent for sign showing my new design used in combination with one political campaign sign.

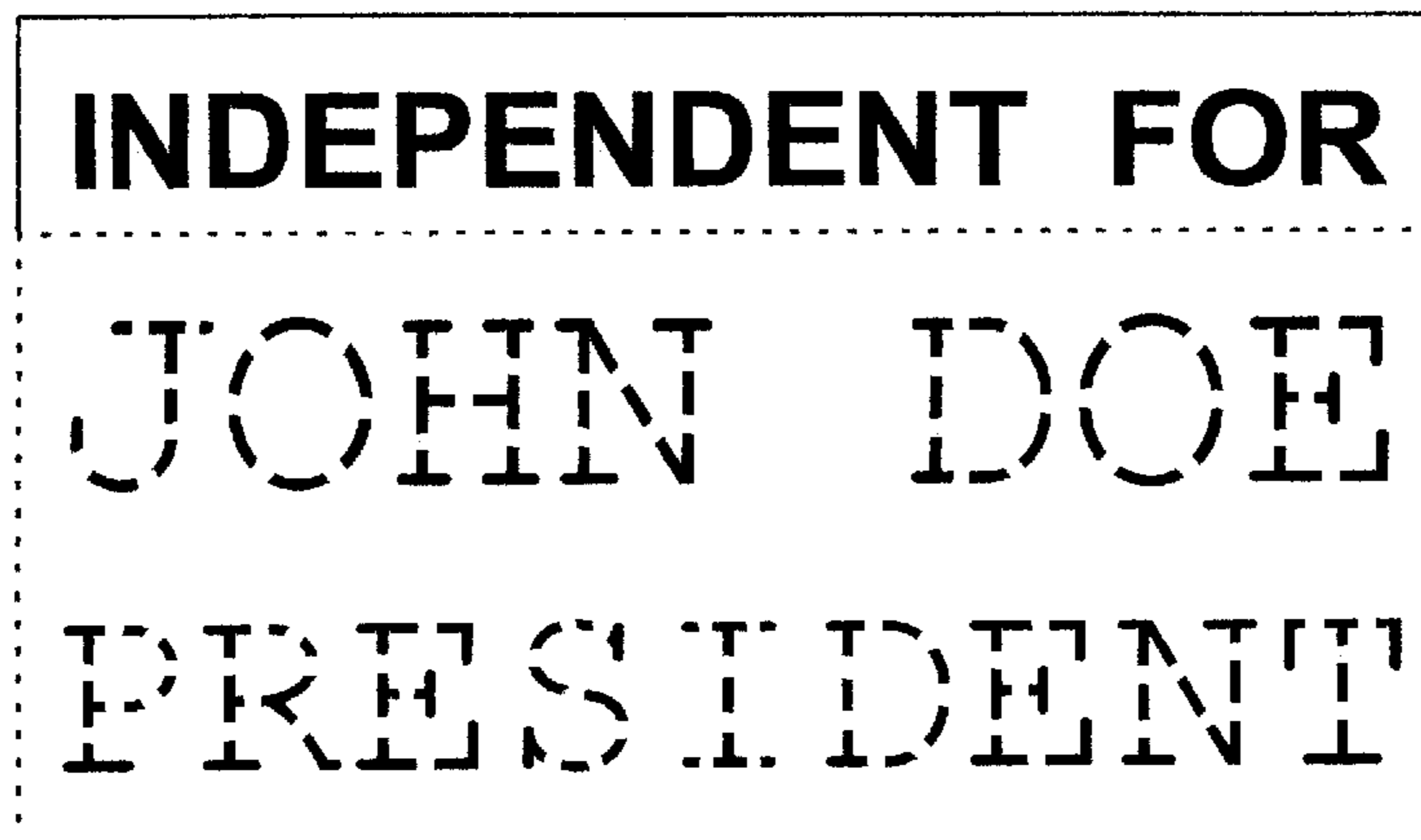


FIG. 7 is a top plan view of the first embodiment of an independent for sign showing my new design used in combination with one political campaign sign, the bottom plan view being a mirror image of the view shown in this figure.

FIG. 8 is a right side view of the first embodiment of an independent for sign showing my new design used in combination with one political campaign sign, the left elevational view being a mirror image of the view shown in this figure.

FIG. 9 is a top plan view of the second embodiment of an independent for sign showing my new design used in combination with two political campaign signs, the bottom plan view being identical to the view shown in this figure; and,

FIG. 10 is a right side elevational view of the second embodiment of an independent for sign showing my new design used in combination with two political campaign signs, the left side elevational view being identical to the view shown in this figure.

The broken line political sign showings in FIG. 5, FIG. 6, FIG. 7, FIG. 8, FIG. 9 and FIG. 10 represent unclaimed environmental structure which is shown for illustrative purposes and forms no part of the claimed design.

1 Claim, 3 Drawing Sheets




Fig. 1




Fig. 2



Fig. 3



Fig. 4

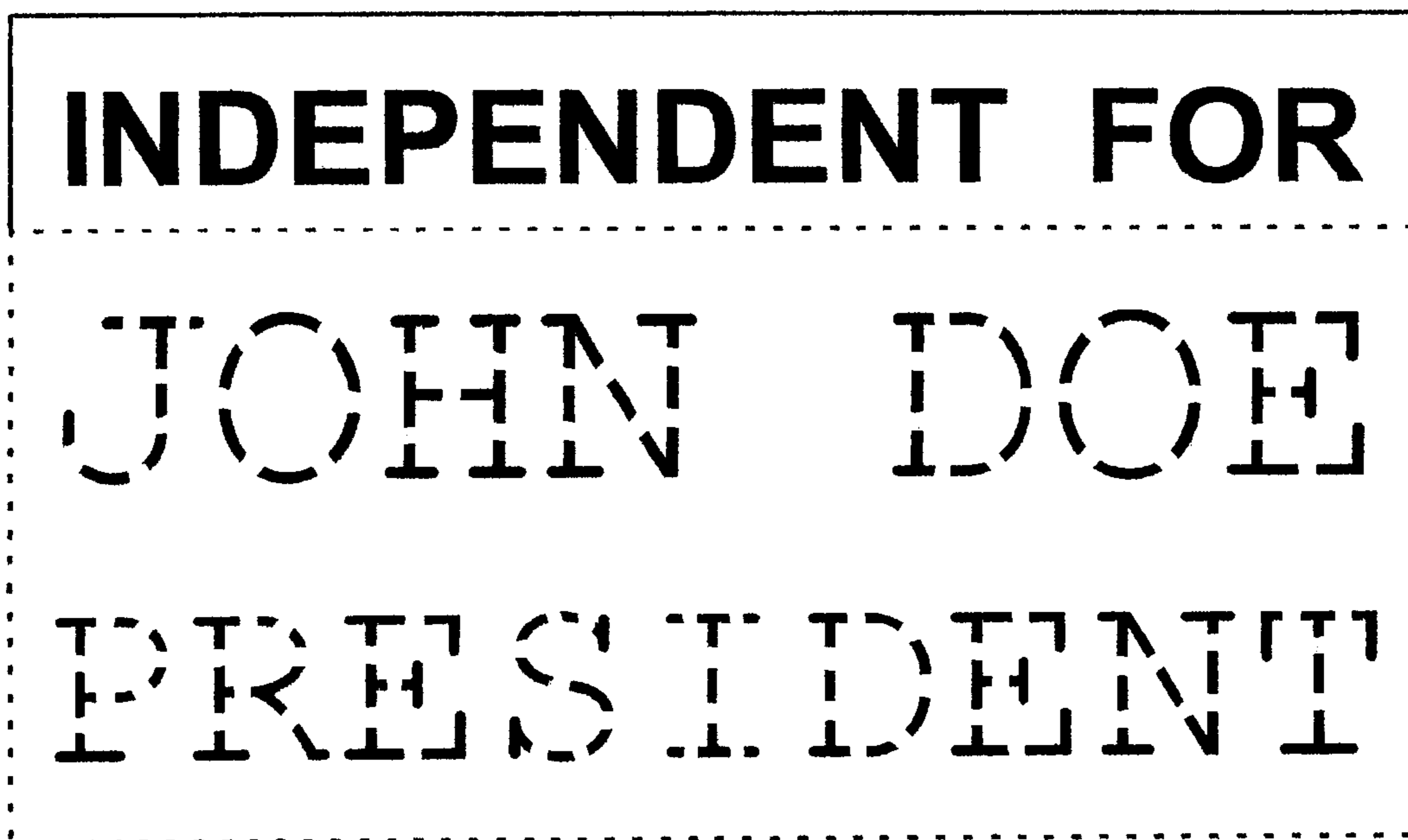


Fig. 5




Fig. 6

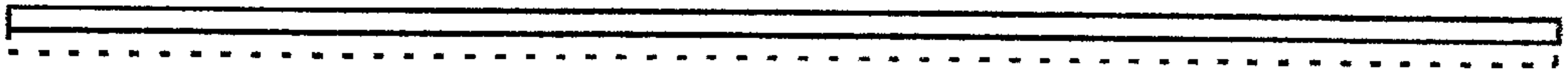


Fig. 7

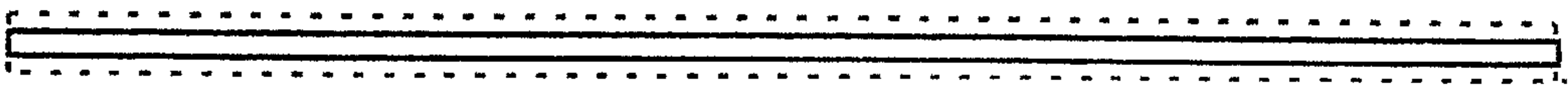


Fig. 9




Fig. 8



Fig. 10