



US00D471234S

(12) **United States Design Patent**
Okutani

(10) **Patent No.:** **US D471,234 S**

(45) **Date of Patent:** **** Mar. 4, 2003**

(54) **PEN CAP**

5,927,887 A 7/1999 Ishikawa et al.

(75) Inventor: **Masami Okutani**, Nara (JP)

FOREIGN PATENT DOCUMENTS

(73) Assignee: **Easthill Industry Ltd.**, Yamabe-Gun (JP)

JP	7-42791	4/1995
JP	2512102	9/1996
JP	994073	10/1997
JP	10-157381	6/1998

(**) Term: **14 Years**

* cited by examiner

(21) Appl. No.: **29/162,928**

Primary Examiner—Martie K. Holtje

(22) Filed: **Jun. 25, 2002**

(74) *Attorney, Agent, or Firm*—Smith Patent Office

(51) **LOC (7) Cl.** **19-06**

(57) **CLAIM**

(52) **U.S. Cl.** **D19/57; D19/49**

The ornamental design for a pen cap, as shown and described.

(58) **Field of Search** D19/35, 36, 41–51,
D19/53–58, 81–85; 401/98, 202, 213, 243–247,
261, 262, 196, 198, 4

DESCRIPTION

(56) **References Cited**

FIG. 1 is a perspective view of a pen cap showing my new design;
FIG. 2 is a front view;
FIG. 3 is a rear view;
FIG. 4 is a left side view, the right side being a mirror image thereof;
FIG. 5 is a top view;
FIG. 6 is a bottom view; and,
FIG. 7 is a sectional view taken 7—7 line in FIG. 2.

U.S. PATENT DOCUMENTS

2,983,946 A	*	5/1961	Edelstone et al.	401/4
D286,163 S	*	10/1986	Shintani	D19/43
D286,546 S	*	11/1986	Funahashi	D19/43
5,051,015 A		9/1991	Moeck		
D331,940 S		12/1992	Shirai et al.		
5,186,564 A	*	2/1993	Fuhrmann, III et al.	401/202
D349,297 S	*	8/1994	Shimizu	D19/57
D369,183 S	*	4/1996	Yoshida	D19/49
D371,388 S	*	7/1996	Ito et al.	D19/49

1 Claim, 1 Drawing Sheet

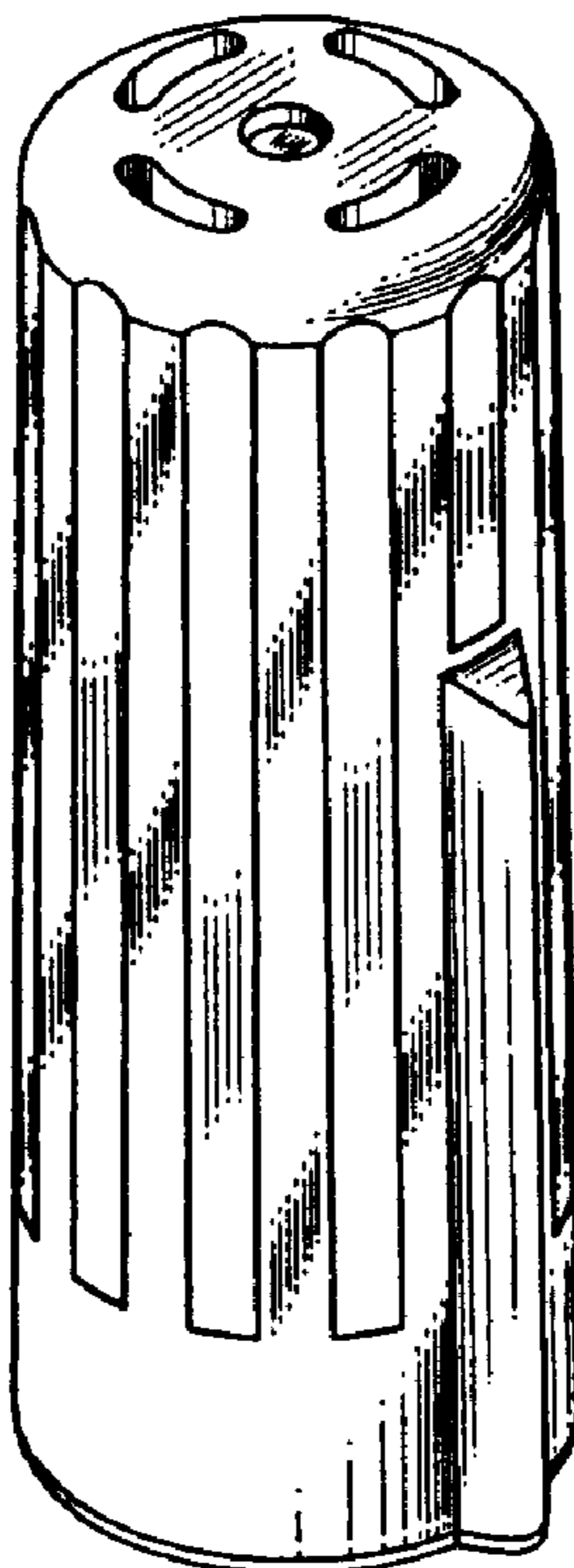


FIG. 1

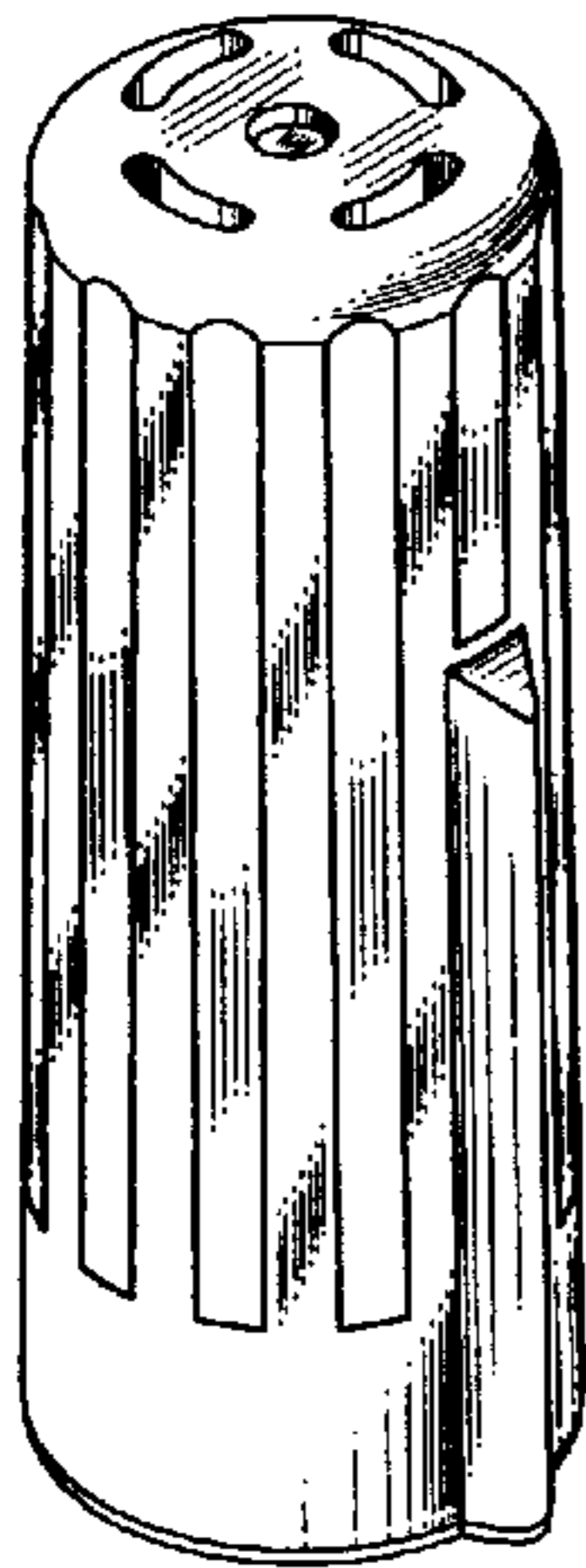


FIG. 2

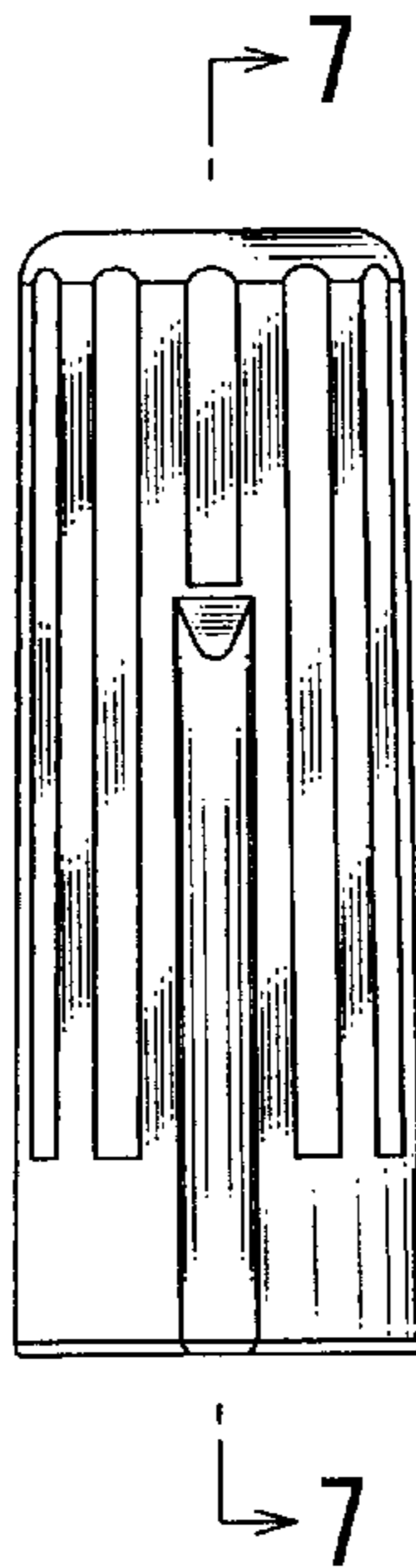


FIG. 3




FIG. 4

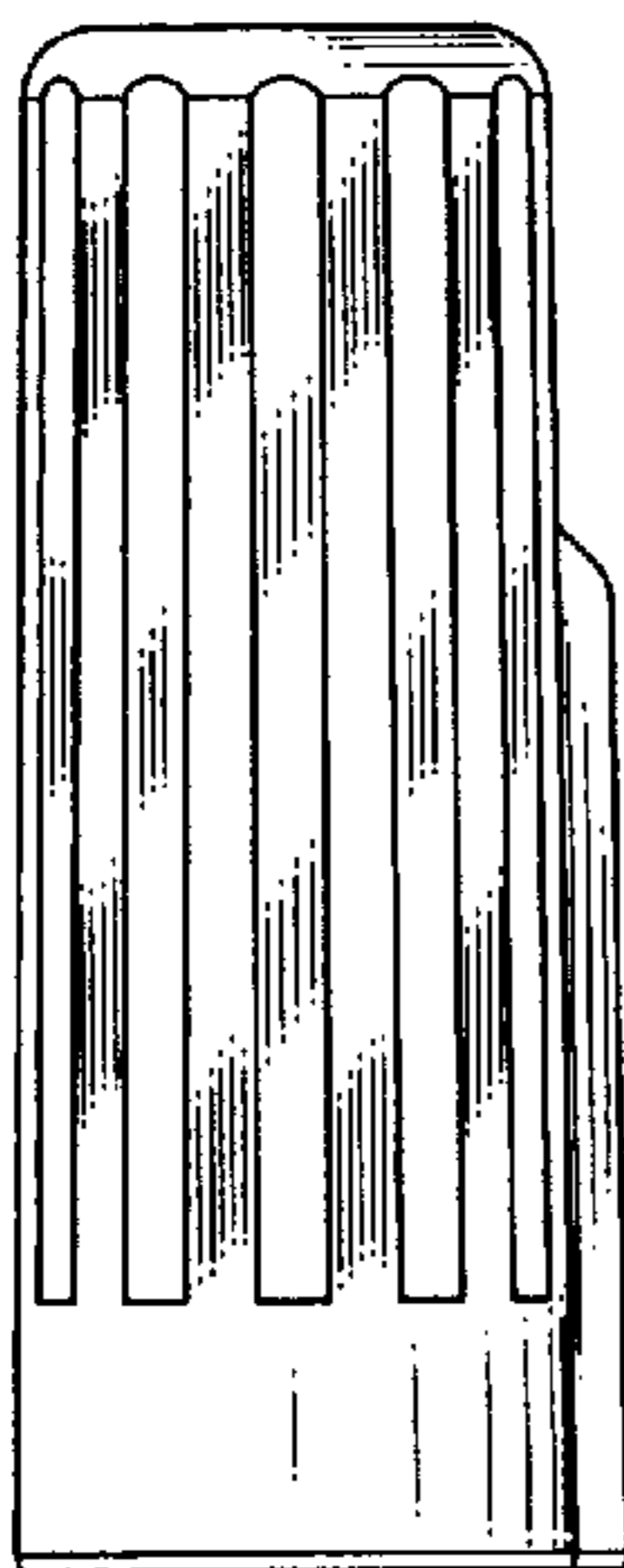


FIG. 5

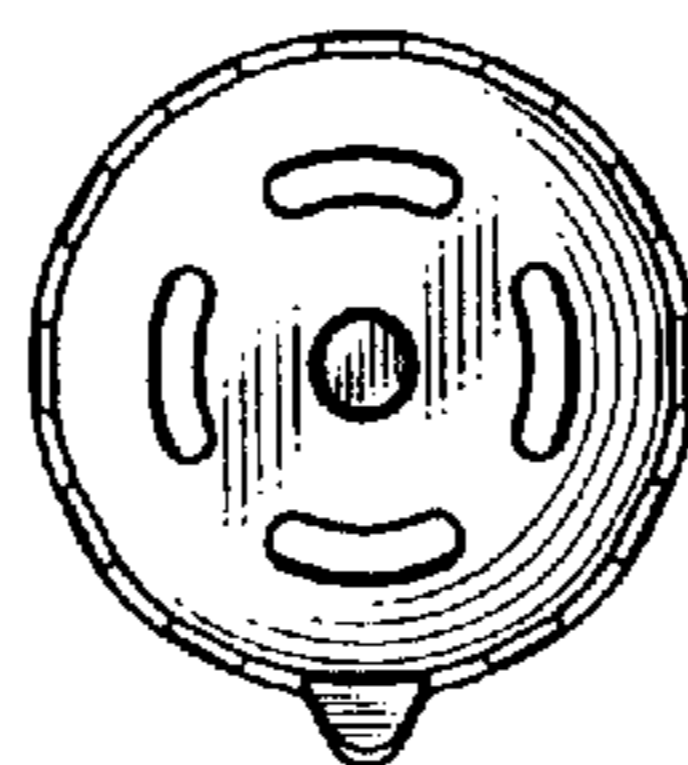


FIG. 6

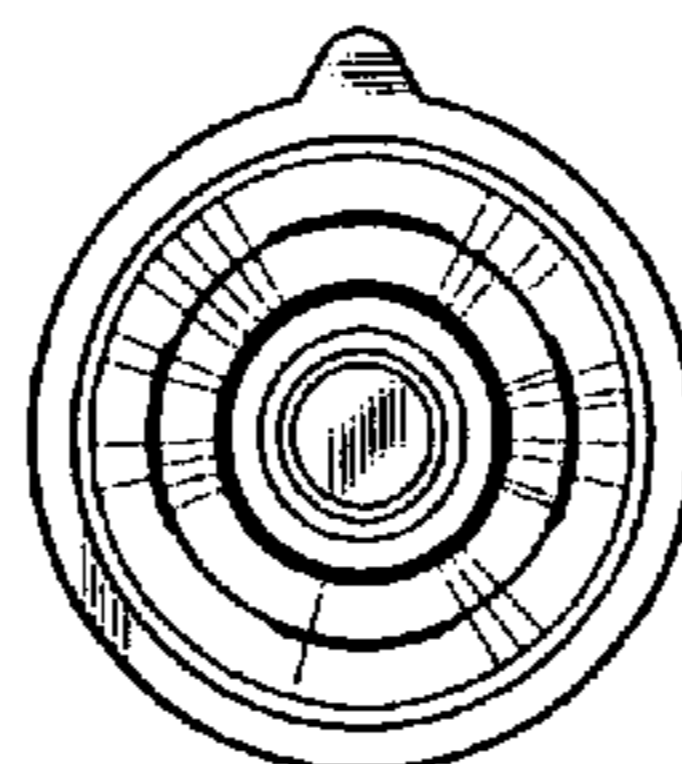


FIG. 7

