



US00D471233S

(12) **United States Design Patent**
Geiselhart et al.

(10) **Patent No.:** **US D471,233 S**

(45) **Date of Patent:** **** Mar. 4, 2003**

(54) **GRIP FOR A MARKER**

(75) Inventors: **Edward Geiselhart**, West Dundee, IL (US); **Antonio J. Belton**, Hazel Crest, IL (US); **Phillip M. Holsinger**, Chicago, IL (US); **Chad E. Davis**, Chicago, IL (US); **Craig Scherer**, Wilmette, IL (US)

(73) Assignee: **Berol Corporation**, Freeport, IL (US)

(**) Term: **14 Years**

(21) Appl. No.: **29/161,691**

(22) Filed: **Jun. 3, 2002**

(51) **LOC (7) Cl.** **19-06**

(52) **U.S. Cl.** **D19/55; D19/51**

(58) **Field of Search** D19/35, 36, 41-51, D19/53-58, 81-85; 401/52, 98, 99, 196, 198, 202, 213, 243-247, 261, 262, 6, 7, 88, 184

(56) **References Cited**

U.S. PATENT DOCUMENTS

D279,992 S	8/1985	Gribb	19/43
D295,878 S	5/1988	Lovell	19/43
D307,444 S	* 4/1990	Poisson et al.	D19/55
D330,388 S	10/1992	Choi	19/36
5,338,123 A	8/1994	Obersteller et al.	401/34
5,358,349 A	* 10/1994	Burroughs et al.	401/184

D400,581 S	* 11/1998	Hasegawa	D19/51
5,971,644 A	* 10/1999	Kageyama et al.	401/99
D417,206 S	* 11/1999	Hirota	D14/411
D420,048 S	2/2000	Sims et al.	19/53
D433,446 S	* 11/2000	Rosenbaum	D19/51
D445,130 S	7/2001	Ginelli	19/36
D446,213 S	* 8/2001	Chen et al.	D14/411
D456,842 S	* 5/2002	Ono	D19/36
D460,982 S	* 7/2002	Bianco, Jr.	D19/43

* cited by examiner

Primary Examiner—Martie K. Holtje

(74) *Attorney, Agent, or Firm*—Marshall, Gerstein & Borun

(57) **CLAIM**

The ornamental design for a “grip for a marker”, as shown and described.

DESCRIPTION

FIG. 1 is a perspective view as seen from the top, front and right side of a grip for a marker showing our new design; FIG. 2 is a front view, the rear view being a mirror image thereof;

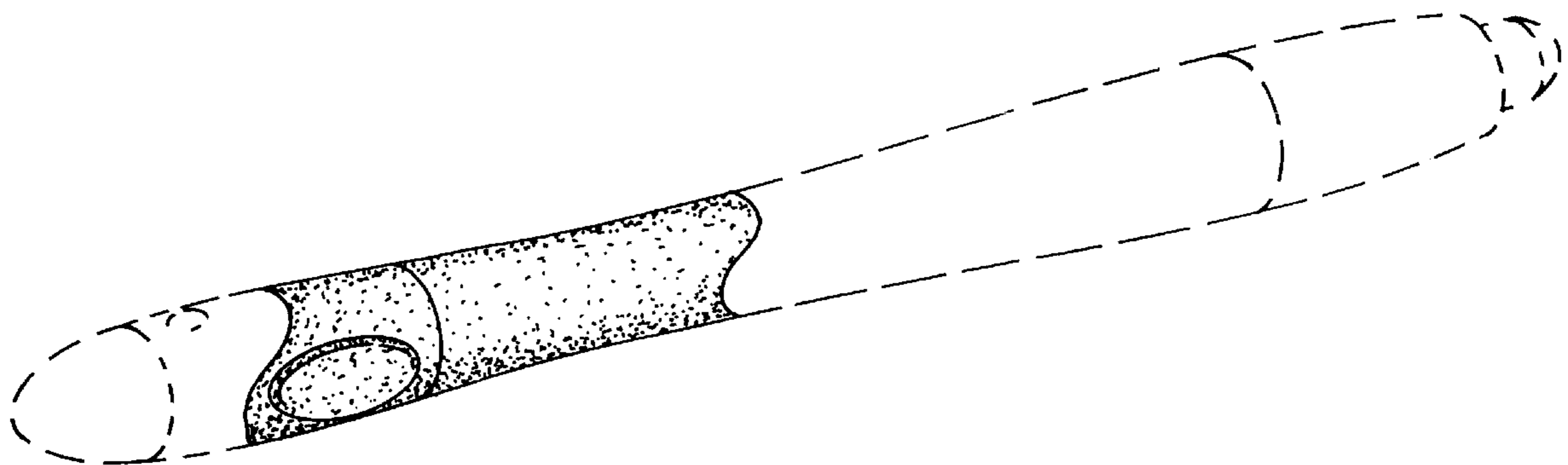
FIG. 3 is a right elevational view, the left elevational view being a mirror image thereof;

FIG. 4 is a bottom view thereof; and,

FIG. 5 is a top plan view thereof.

The broken line showing of a marker is for illustrative purposes only and forms no part of the claimed design.

1 Claim, 3 Drawing Sheets



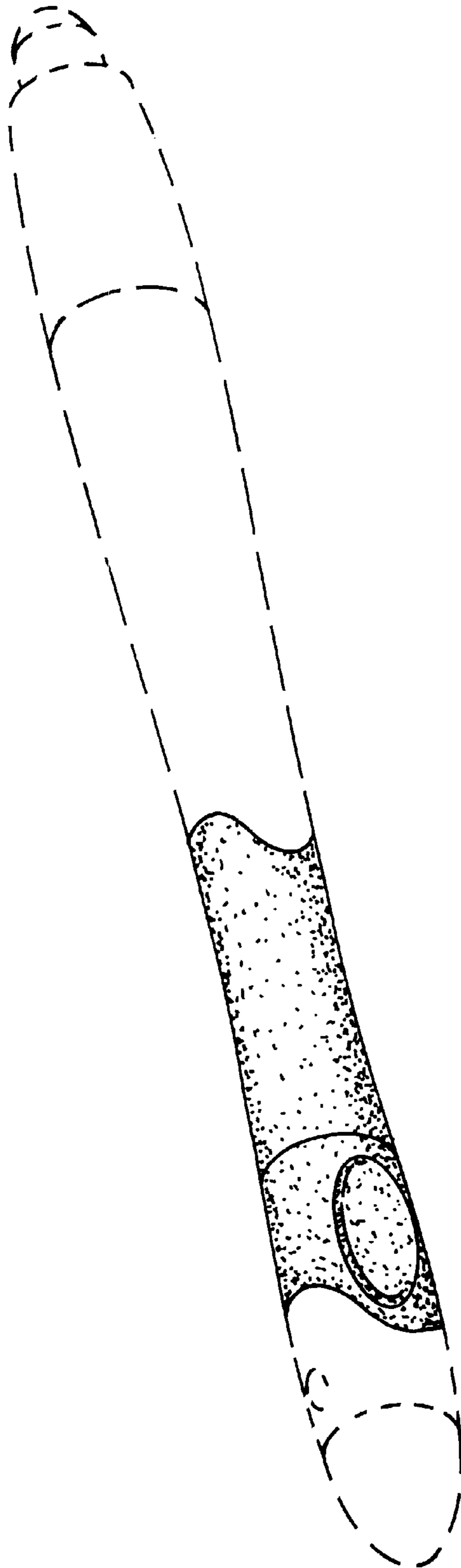


FIG. 1

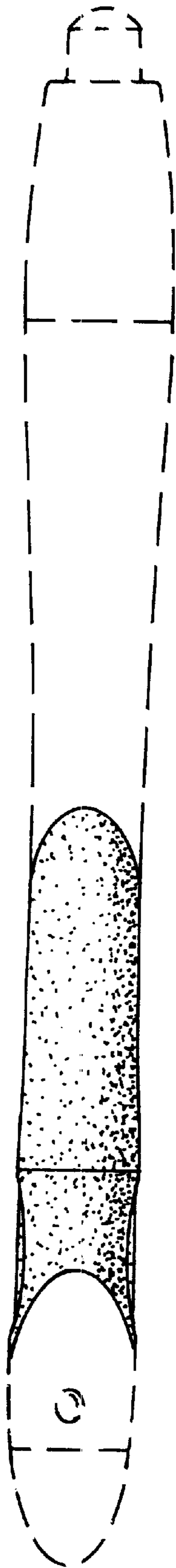


FIG. 2

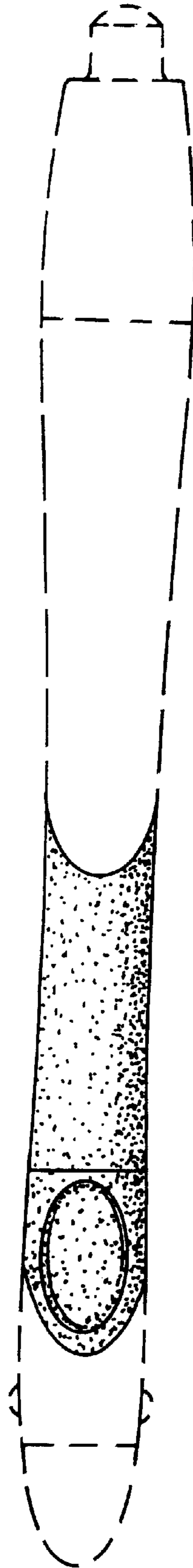


FIG. 3

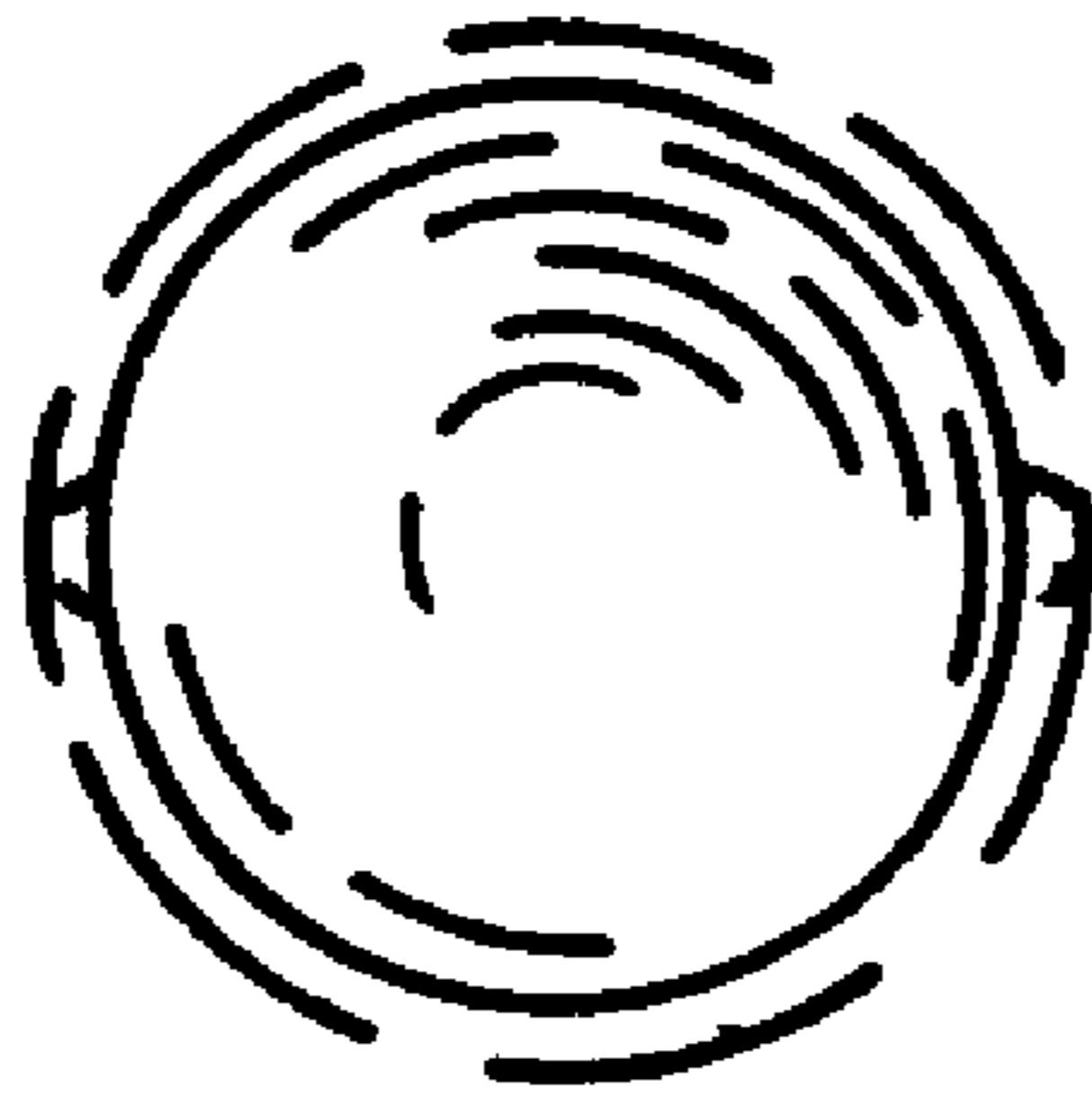


FIG. 4

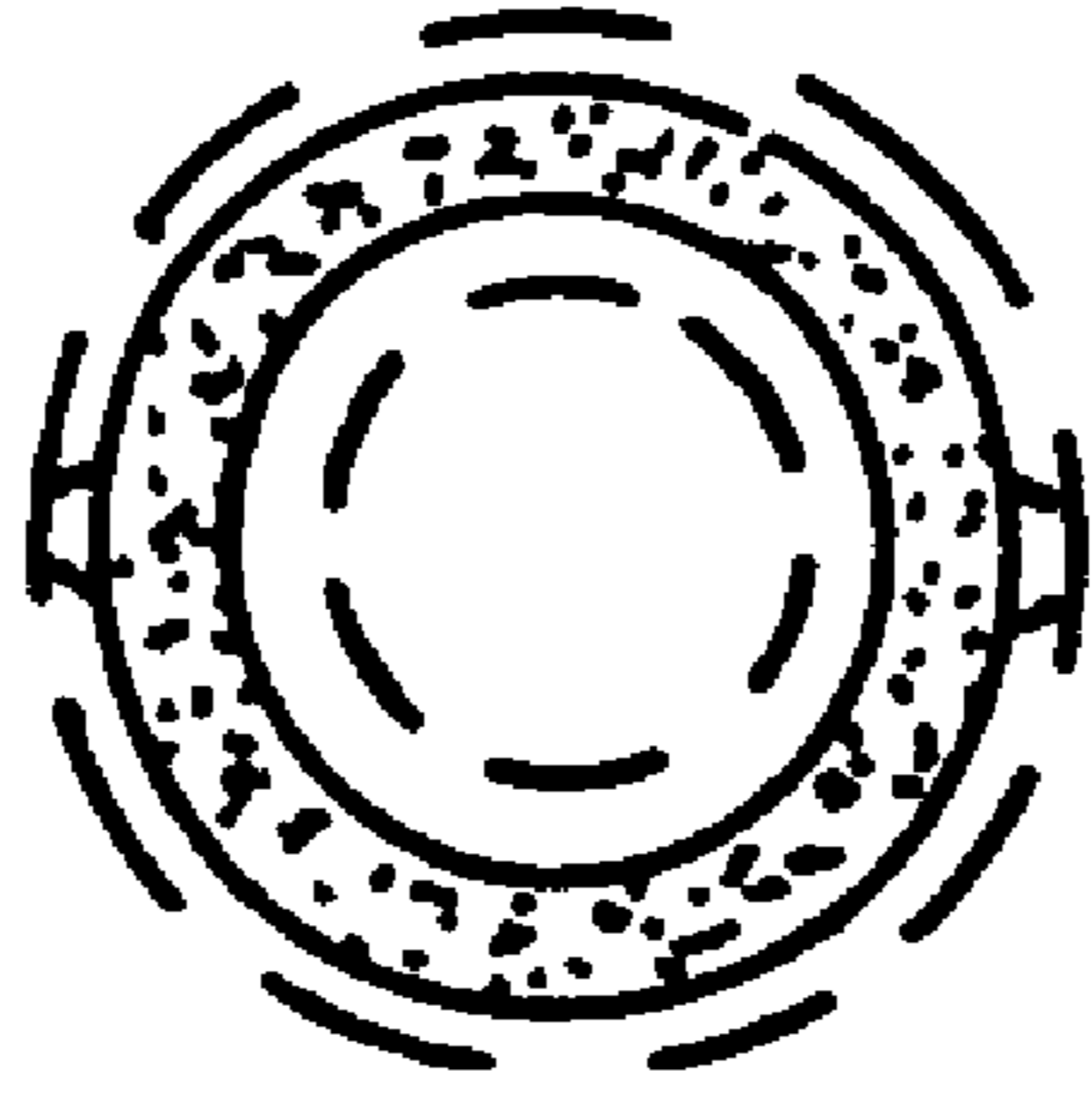


FIG. 5