



US00D471231S

(12) **United States Design Patent**  
**Mayo**

(10) **Patent No.: US D471,231 S**

(45) **Date of Patent: \*\* Mar. 4, 2003**

(54) **MULTICOLOR DRAFTING DEVICE**

(76) **Inventor: Jonathan Dean Mayo, 430 Huckins Neck Rd., Centerville, MA (US) 02632**

(\*\*) **Term: 14 Years**

(21) **Appl. No.: 29/142,356**

(22) **Filed: May 25, 2001**

(51) **LOC (7) Cl. .... 19-06**

(52) **U.S. Cl. .... D19/35**

(58) **Field of Search .... D19/35, 36, 41-51, D19/53-58, 81-85; D10/104; D20/28; D15/144; D6/500; D9/435; 401/35; 264/245, 73; 424/64, 63; 15/229; 428/157**

(56) **References Cited**

**U.S. PATENT DOCUMENTS**

471,191	A	*	3/1892	Prewitt	.....	401/35
D28,455	S	*	4/1898	Baker	.....	D15/144
1,075,880	A	*	10/1913	Walls	.....	401/35
2,101,540	A	*	12/1937	Gullich	.....	264/245
2,190,507	A	*	2/1940	Zuckert	.....	401/35
D132,973	S	*	7/1942	Hanle	.....	D19/53
3,201,314	A	*	8/1965	Morshauser	.....	424/64
3,337,895	A	*	8/1967	Clements	.....	15/229
3,479,429	A	*	11/1969	Morshauser et al.	.....	424/63

4,602,886	A	*	7/1986	Smit	.....	401/35
4,752,146	A	*	6/1988	Buckle	.....	401/35
4,786,449	A	*	11/1988	Smit	.....	264/73
D308,397	S	*	6/1990	Friedman	.....	D20/28
4,978,566	A	*	12/1990	Scheurer et al.	.....	428/157
D353,768	S	*	12/1994	Hayes	.....	D9/435
D367,789	S	*	3/1996	Barile	.....	D6/500
D372,286	S	*	7/1996	Fortini	.....	D21/753
D378,578	S	*	3/1997	Eberhardt	.....	D10/104
D420,394	S	*	2/2000	Milroy	.....	D20/28

\* cited by examiner

*Primary Examiner*—Martie K. Holtje

(74) *Attorney, Agent, or Firm*—Thomas Kahrl, Esq


(57) **CLAIM**

I claim the ornamental design for a multicolor drafting device, as shown and described.

**DESCRIPTION**

FIG. 1 is a perspective view of a multicolor drafting device showing my new design;  
FIG. 2 is a top plan view thereof;  
FIG. 3 is a front, rear, left & right elevational view thereof; all being a mirror image thereof; and,  
FIG. 4 is a bottom plan view thereof.

**1 Claim, 1 Drawing Sheet**






FIG. 1

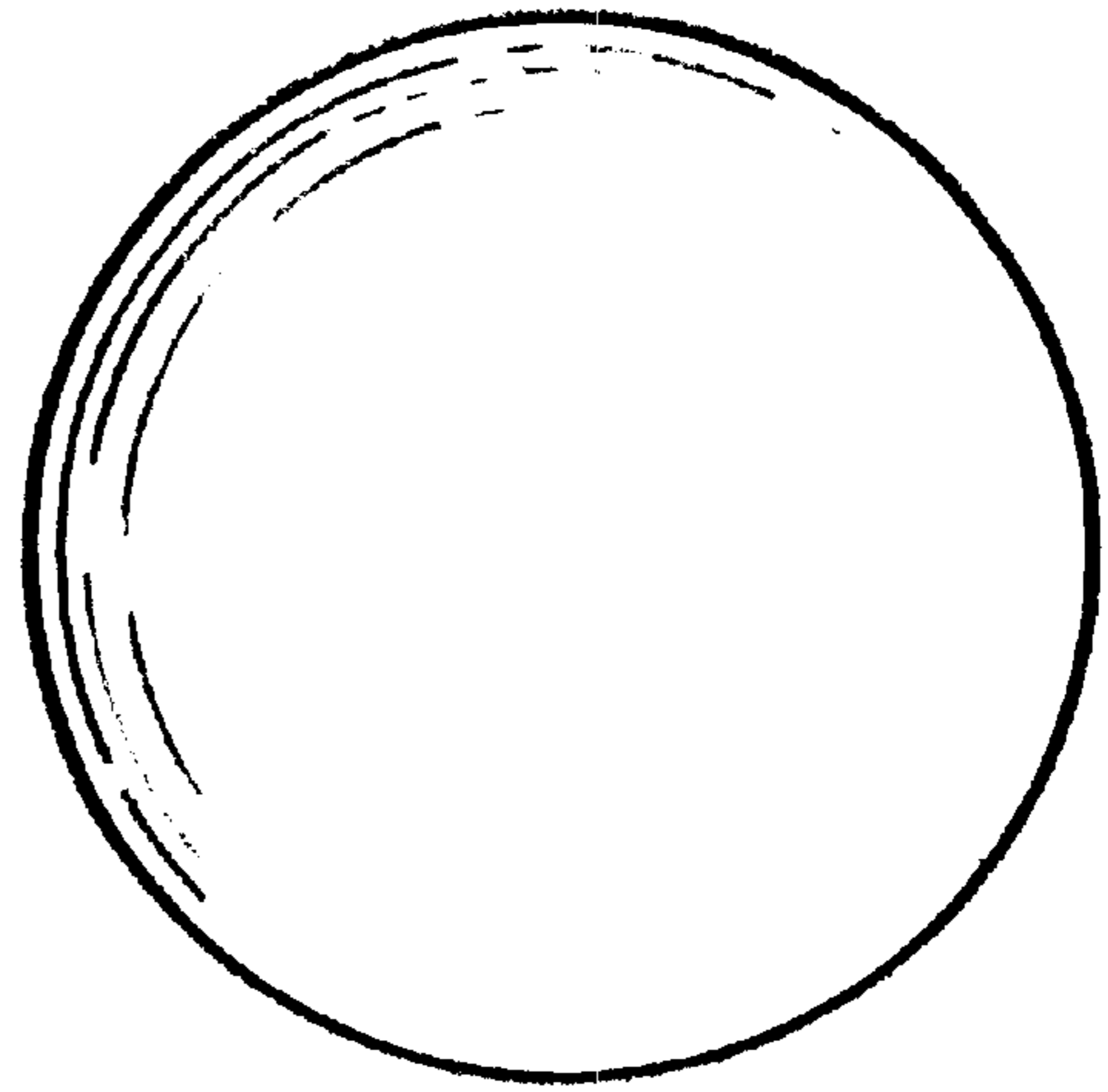


FIG. 2



FIG. 3

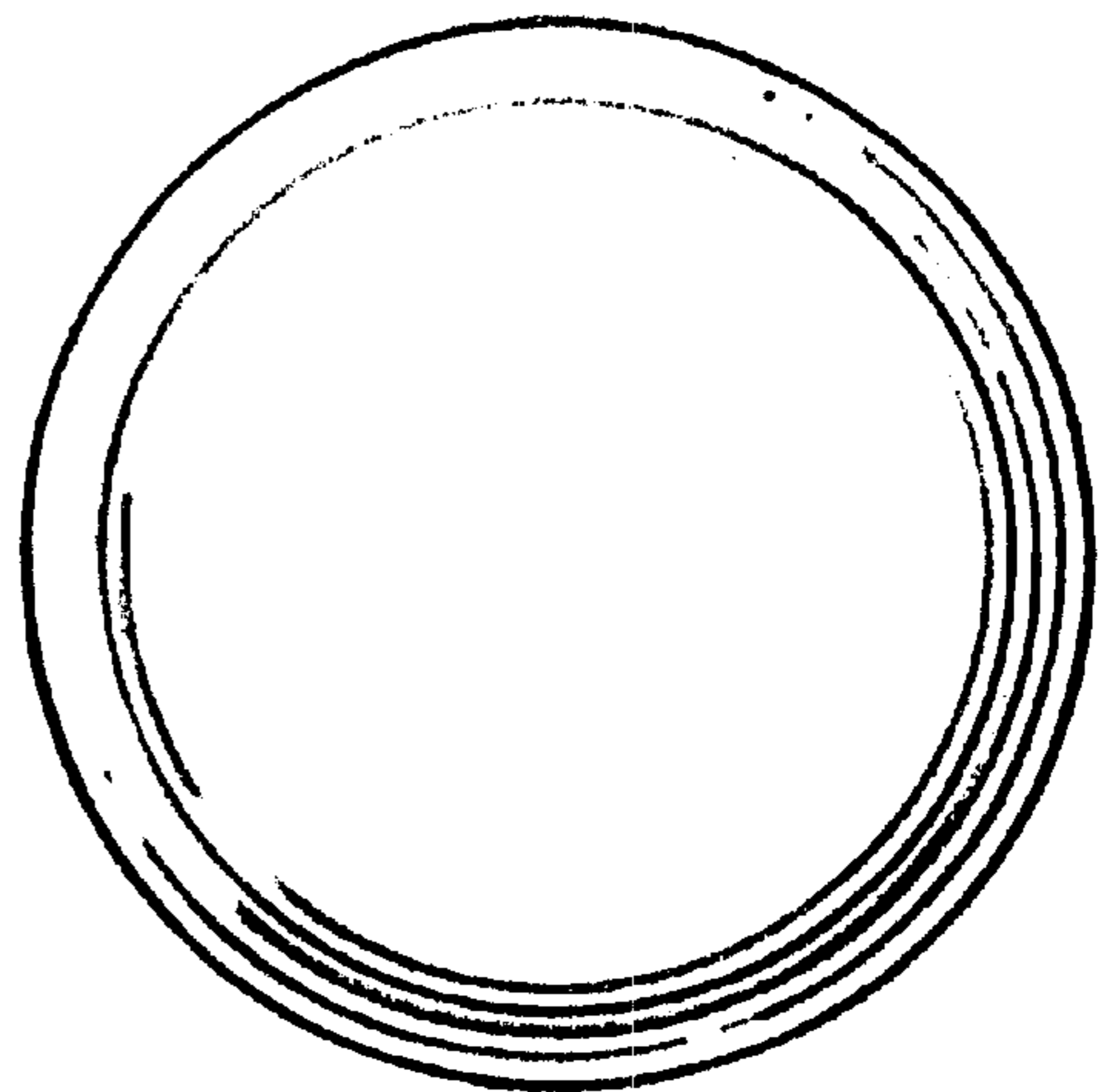


FIG. 4