



US00D471223S

(12) **United States Design Patent**  
**Whitney**

(10) **Patent No.:** **US D471,223 S**

(45) **Date of Patent:** **\*\* Mar. 4, 2003**

(54) **GOLF BALL SLIDE VIEWER**

(76) **Inventor:** **Robert James Whitney, 247 Grizzly Crescent, Canmore, Alberta (CA), T1W 1B8**

(\*\*) **Term:** **14 Years**

(21) **Appl. No.:** **29/143,787**

(22) **Filed:** **Jun. 21, 2001**

(51) **LOC (7) Cl.** ..... **16-02**

(52) **U.S. Cl.** ..... **D16/225**

(58) **Field of Search** ..... D9/307; D16/221, D16/225; D21/707-709, 714; 40/361, 362, 367, 661; 353/115, 119, 122, DIG. 3

(56) **References Cited**

**U.S. PATENT DOCUMENTS**

- D66,135 S \* 12/1924 McLaughlin ..... D21/714
- 3,802,104 A \* 4/1974 Wiley ..... 40/661
- D327,775 S \* 7/1992 Turner ..... D21/709
- D340,077 S \* 10/1993 Turner ..... D21/713
- D360,109 S \* 7/1995 Blankenburg et al. .... D7/515

- D421,167 S \* 2/2000 Bacon et al. .... D9/307
- D449,359 S \* 10/2001 Ogg ..... D21/709
- 6,425,669 B1 \* 7/2002 Mei et al. .... 353/122

\* cited by examiner

*Primary Examiner*—Adir Aronovich  
(74) *Attorney, Agent, or Firm*—Sean W. Goodwin

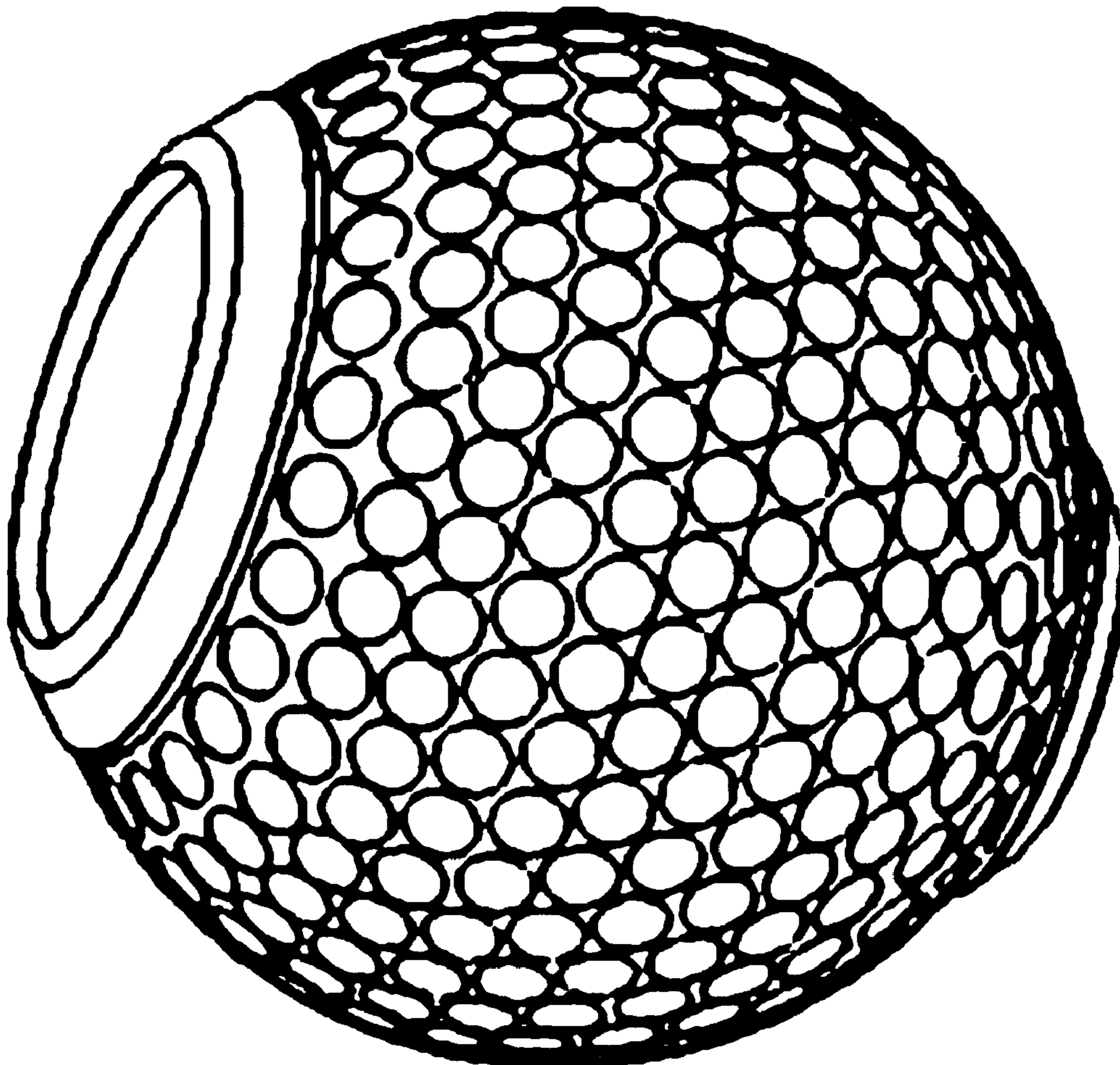
(57) **CLAIM**

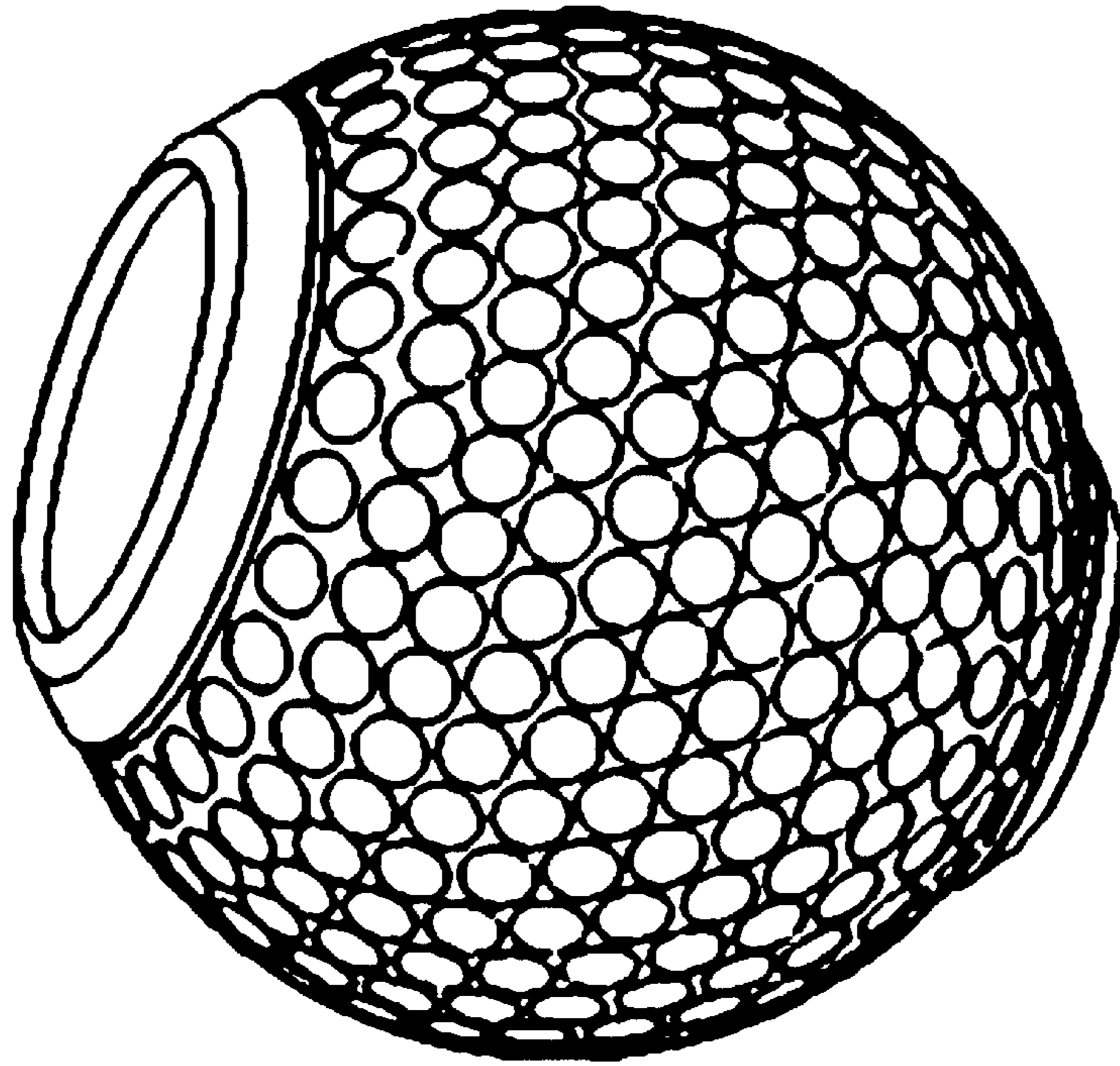
The ornamental design for a golf ball slide viewer, as shown and described.

**DESCRIPTION**

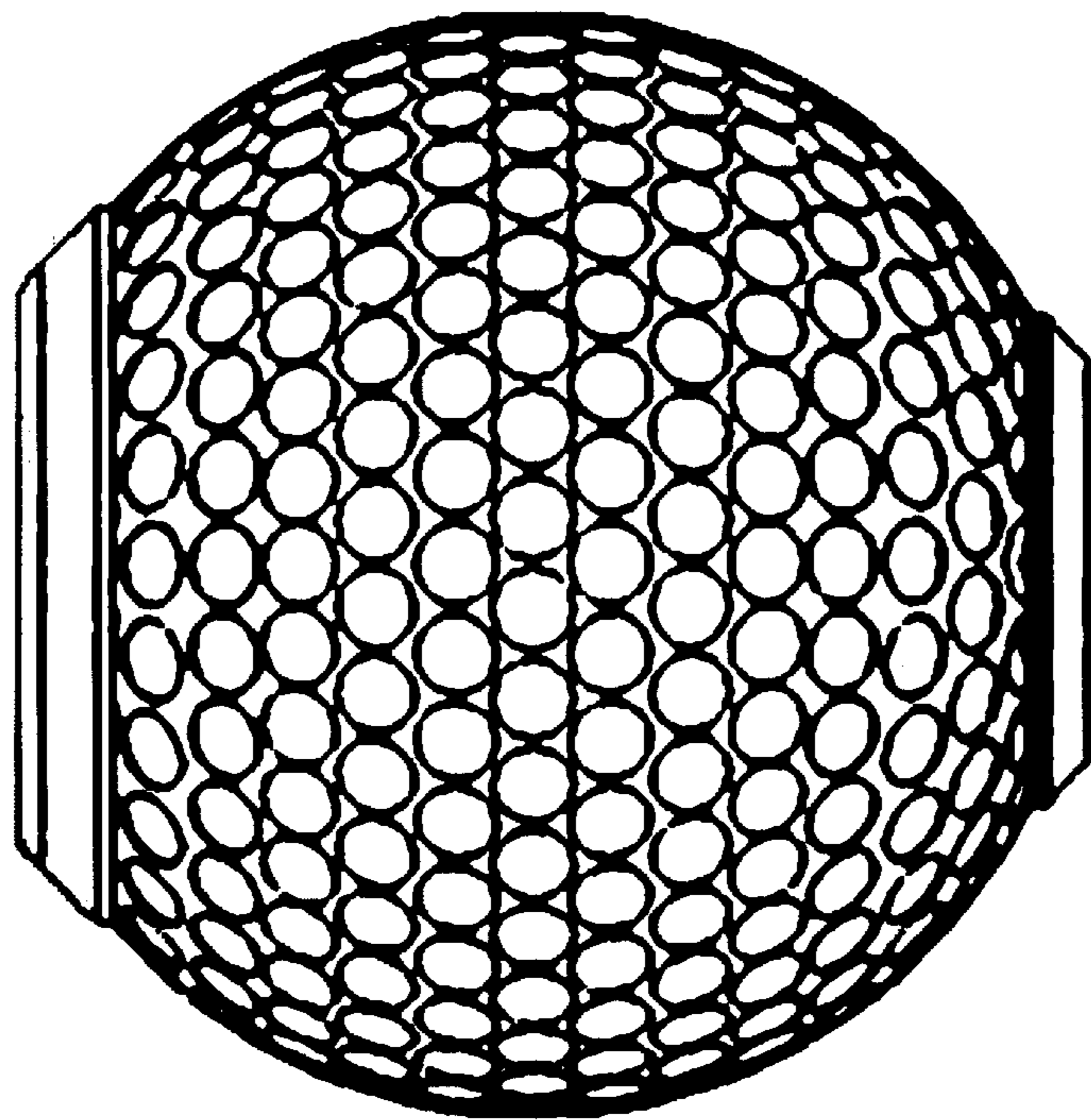
FIG. 1 is a perspective side view of the golf ball slide viewer;  
 FIG. 2 is a side view according to FIG. 1, all side views being identical;  
 FIG. 3 is a top view according to FIG. 1; and,  
 FIG. 4 is a bottom view according to FIG. 1.  
 The broken line showing a panoramic slide view in the drawings is for illustrative purposes only and forms no part of the claimed design.

**1 Claim, 2 Drawing Sheets**






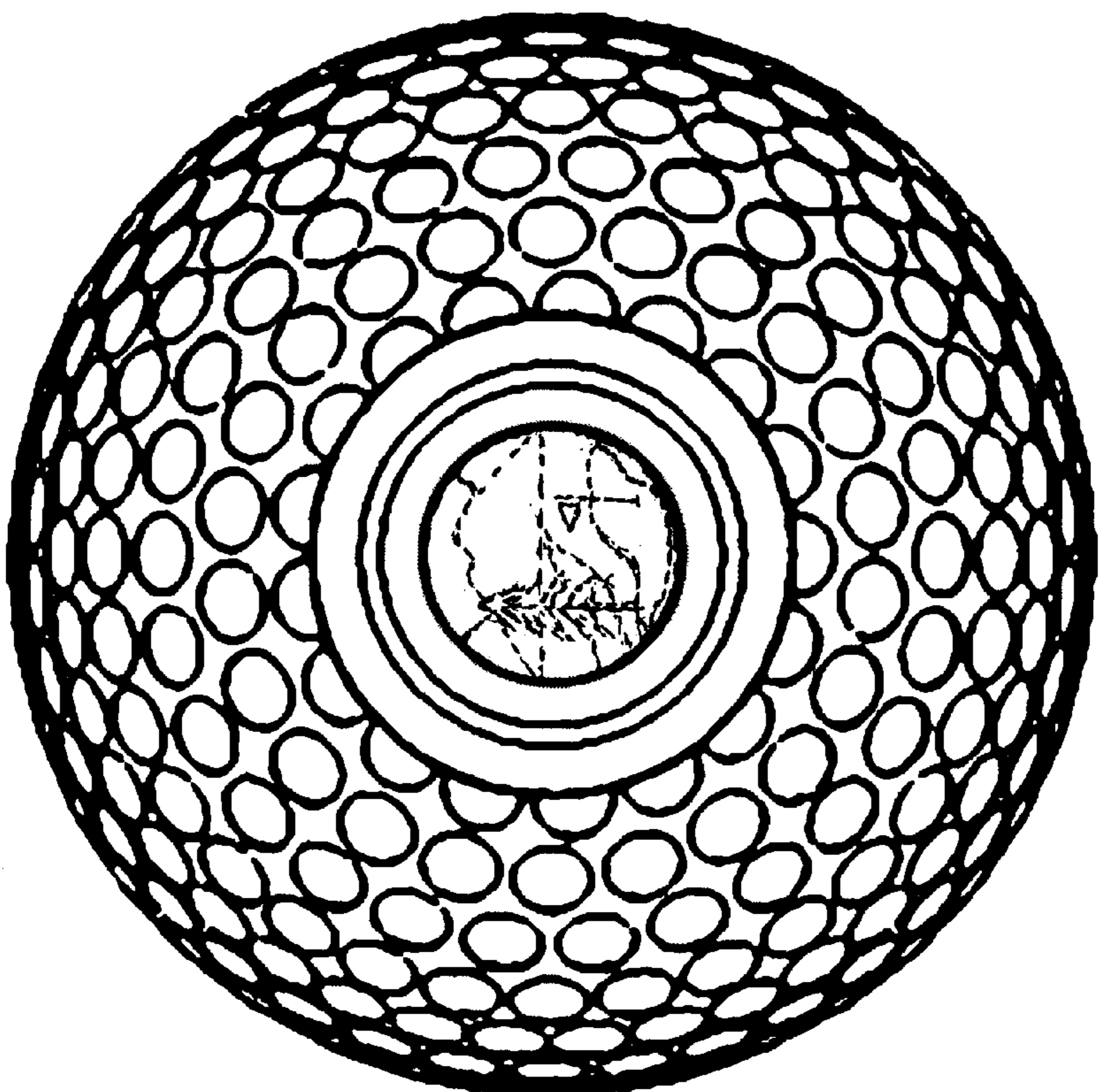
**Fig. 1**



**Fig. 2**



*Fig. 4*



*Fig. 3*