



US00D471192S

(12) **United States Design Patent**
Lin et al.

(10) **Patent No.:** **US D471,192 S**

(45) **Date of Patent:** **** Mar. 4, 2003**

(54) **KIOSK**

(75) Inventors: **Horng-Jaan Lin**, Lawrenceville, GA (US); **Richard M. McEntyre**, Lawrenceville, GA (US); **Douglas J. Kinton**, Huber Heights, OH (US); **James D. Domoleczny**, Lawrenceville, GA (US)

(73) Assignee: **NCR Corporation**, Dayton, OH (US)

(**) Term: **14 Years**

(21) Appl. No.: **29/165,908**

(22) Filed: **Aug. 21, 2002**

(51) **LOC (7) Cl.** **14-02**

(52) **U.S. Cl.** **D14/335**

(58) **Field of Search** D14/130, 146, D14/302, 305, 307, 374, 335-337; D20/10; D13/163; D25/4, 16; D99/28; 194/205, 206; 361/687; 312/258; 705/43; 379/144.01; 709/200; 358/1.6; D18/4.5

(56) **References Cited**

U.S. PATENT DOCUMENTS

3,258,099 A * 6/1966 Hertzschuch et al. 194/206

D333,672 S * 3/1993 Minamizono D18/4.5
D349,113 S * 7/1994 Massey et al. D14/146
D362,532 S * 9/1995 Thayer et al. D99/28
D365,595 S * 12/1995 Trobert D18/4.5
D388,229 S * 12/1997 Couch D99/28
6,289,326 B1 * 9/2001 LaFleur 312/258

FOREIGN PATENT DOCUMENTS

CA 2031950 * 5/1992

* cited by examiner

Primary Examiner—Freda Nunn

(74) *Attorney, Agent, or Firm*—Paul W. Martin

(57) **CLAIM**

The ornamental design for a kiosk, as shown and described.

DESCRIPTION

FIG. 1 is a front view of the kiosk;
FIG. 2 is a rear view;
FIG. 3 is a left side view;
FIG. 4 is a right side view;
FIG. 5 is a top view; and,
FIG. 6 is a perspective view.

1 Claim, 6 Drawing Sheets




FIG. 1

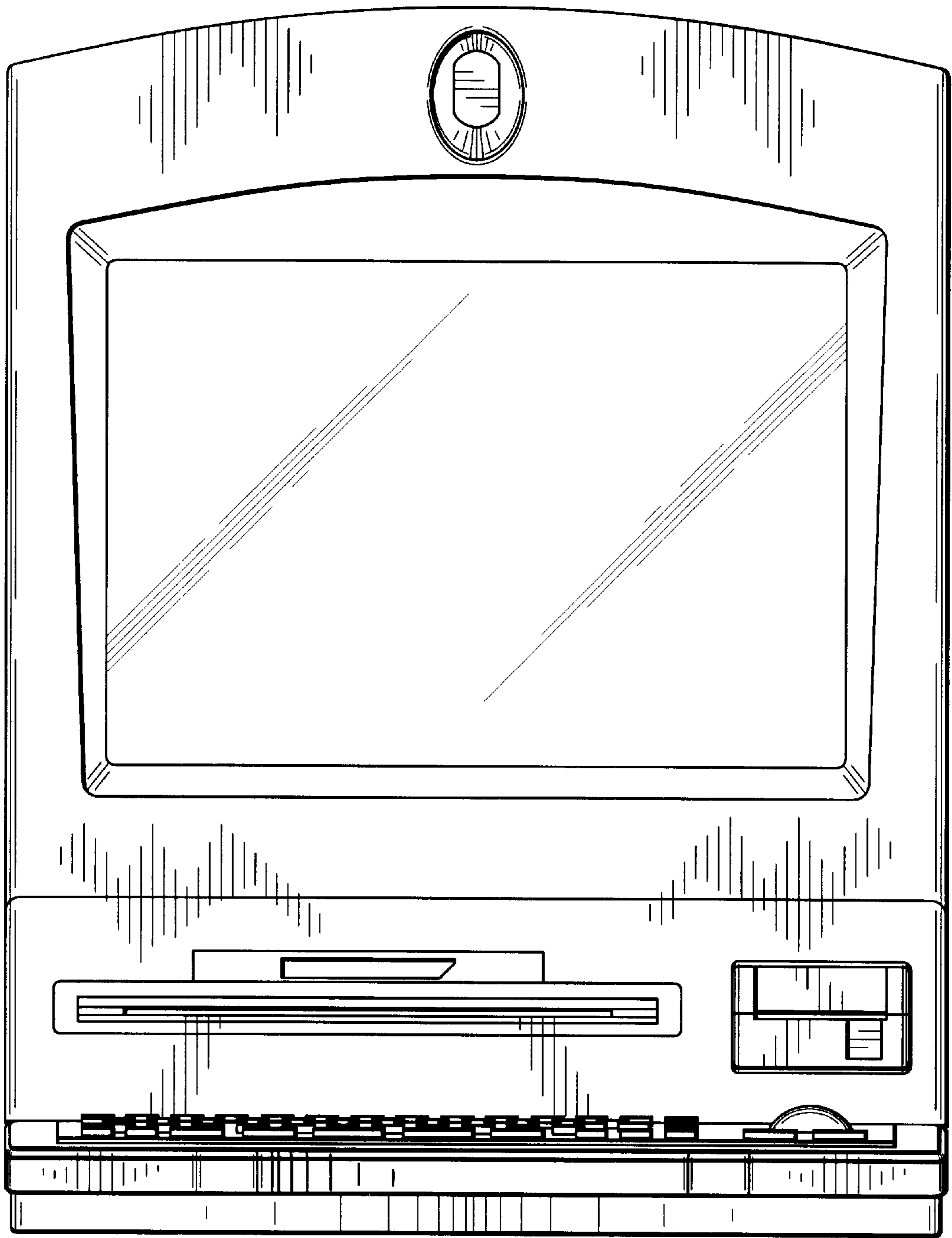


FIG. 2

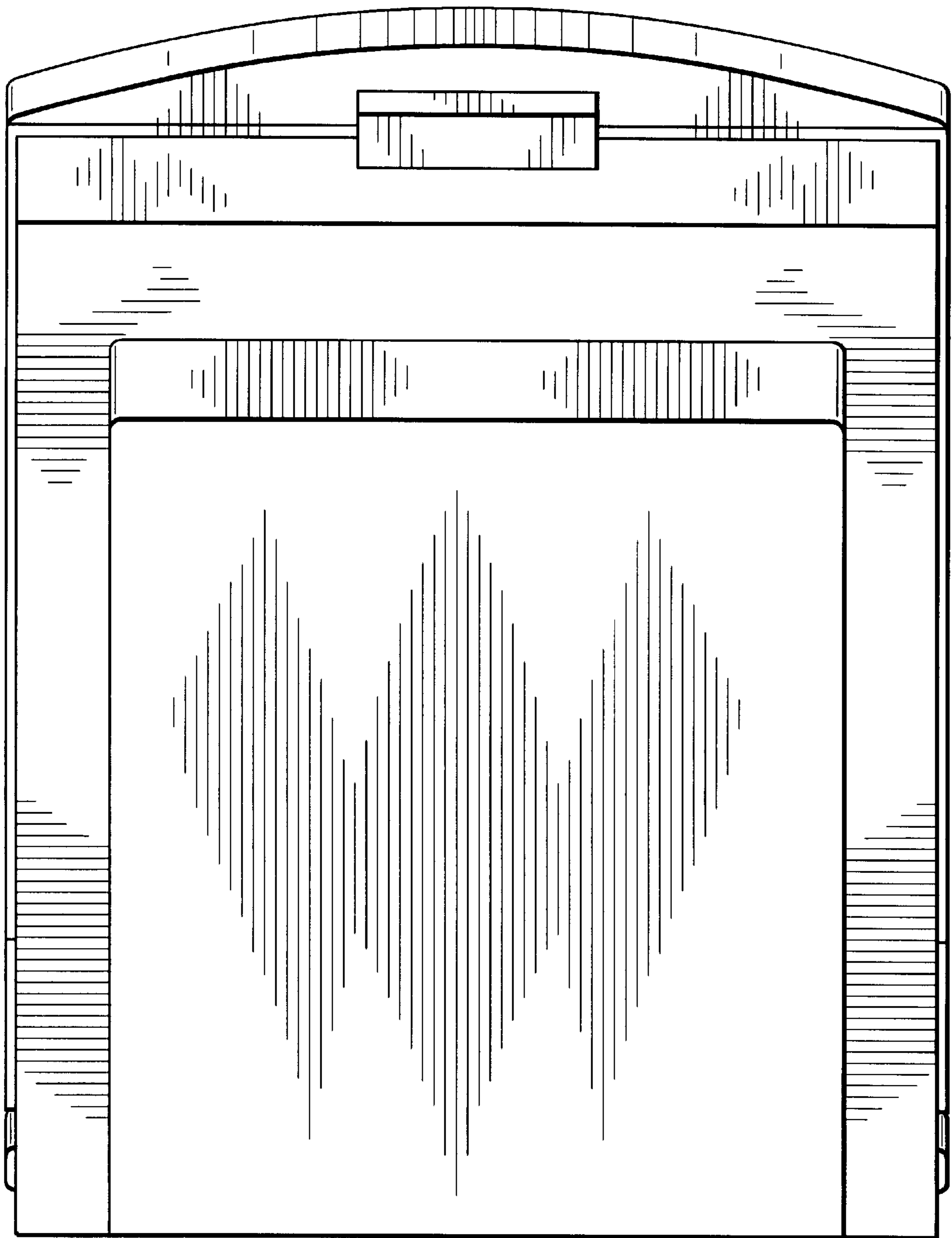
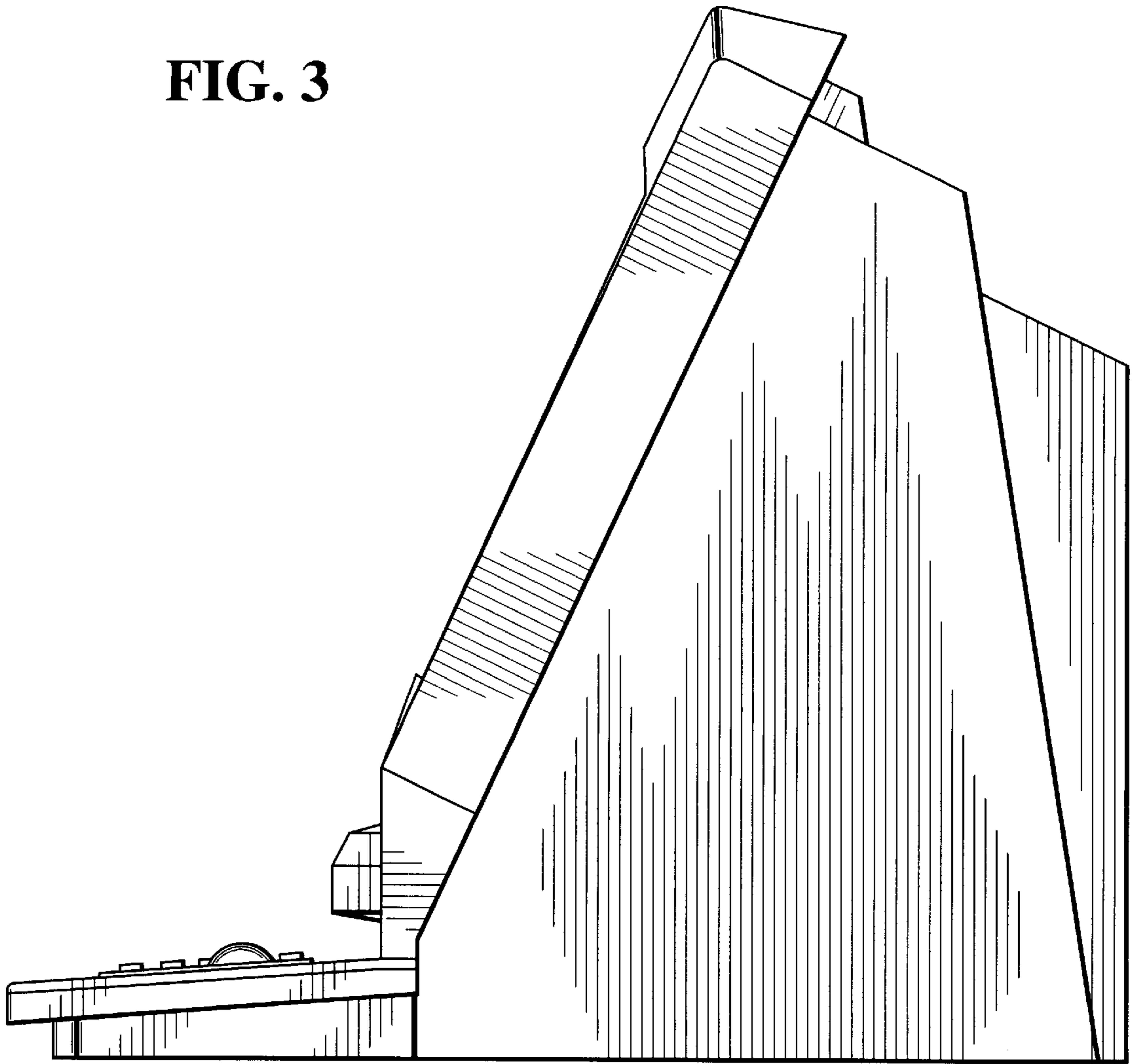


FIG. 3



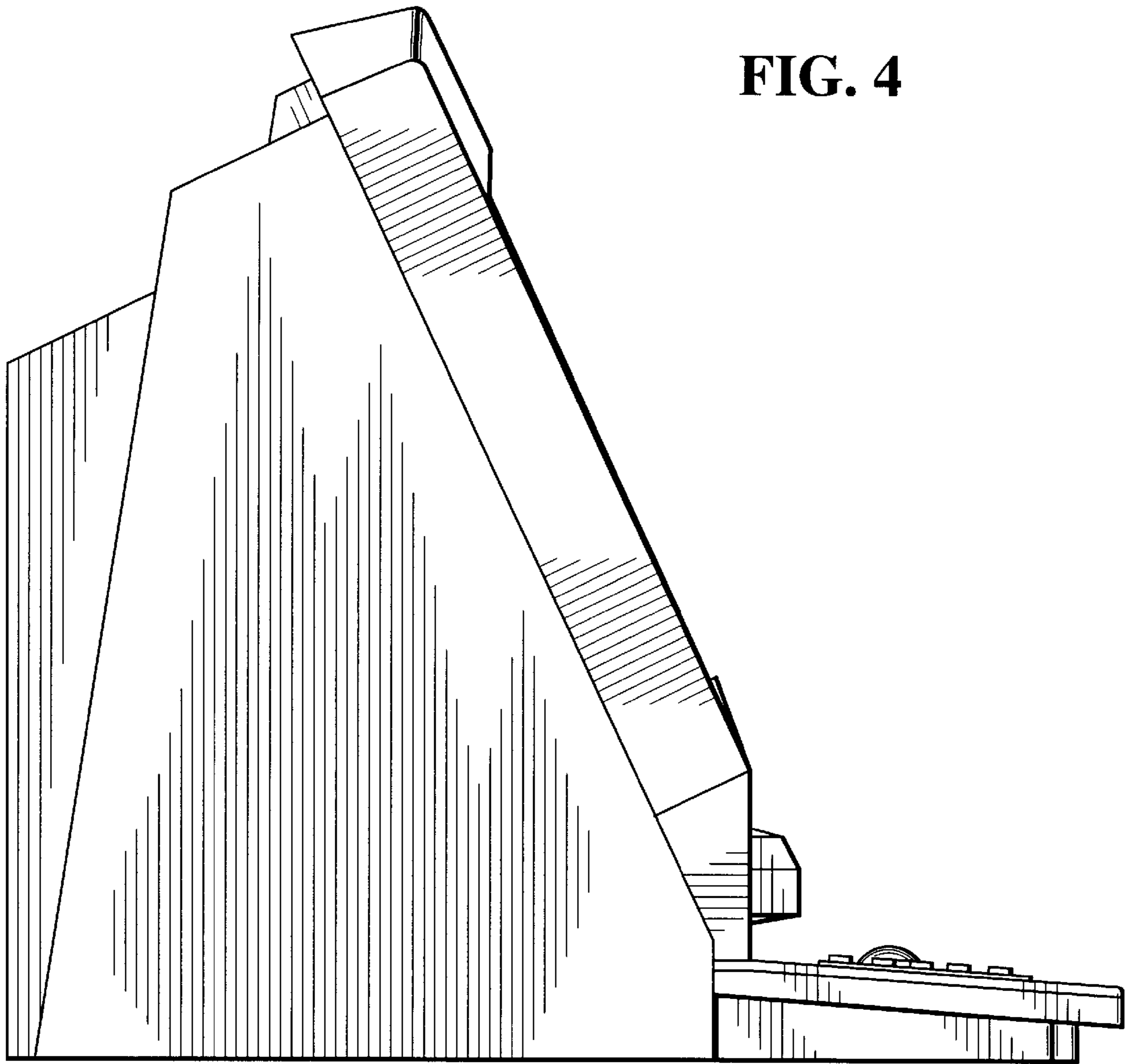


FIG. 5




FIG. 6

