



US00D471178S

(12)

**United States Design Patent**  
**Jordan et al.**

(10)

**Patent No.:**       **US D471,178 S**

(45)

**Date of Patent:**   **\*\*   Mar. 4, 2003**

(54)

**AUDIO SPEAKER CABINET**

(75)

Inventors: **Jeff B. Jordan**, Baton Rouge, LA (US);  
**Michael Craig Romero**, Youngstown, LA (US)

(73)

Assignee: **Southern Audio Services, Inc.**, Baton Rouge, LA (US)

(\*\*)

Term:       **14 Years**

(21)

Appl. No.: **29/153,308**

(22)

Filed:       **Jan. 2, 2002**

(51)

**LOC (7) Cl.** ..... **14-01**

(52)

**U.S. Cl.** ..... **D14/212**

(58)

**Field of Search** ..... D14/204, 207,  
D14/209–216; 181/144–145, 147–148,  
150, 153, 157, 198–199; 381/300–302,  
306, 333, 345, 361–364, 386–388

(56)

**References Cited**  
  
U.S. PATENT DOCUMENTS  
  
D232,035 S   \*   7/1974   Rigney, Jr. .... D14/211  
D276,519 S   \*  11/1984   Hobrough et al. .... D14/214  
D297,233 S   \*   8/1988   Livigni ..... D14/215  
D306,168 S   \*   2/1990   Caputo ..... D14/204  
5,105,906 A   \*   4/1992   Wegner ..... 181/199  
D330,376 S   \*  10/1992   Kawaguchi ..... D14/212

D431,551 S

\*

10/2000

Wegner

.....

D14/210

\* cited by examiner

Primary Examiner—Nanda Bondade

(74) Attorney, Agent, or Firm—Roy, Kiesel, Keegan & DeNicola

(57)

**CLAIM**

The ornamental design for the audio speaker cabinet, as shown.

**DESCRIPTION**

FIG. 1 is a front view of the audio speaker cabinet of this invention.

FIG. 2 is a rear view of the audio speaker cabinet of this invention.

FIG. 3 is a side view of the audio speaker cabinet of this invention.

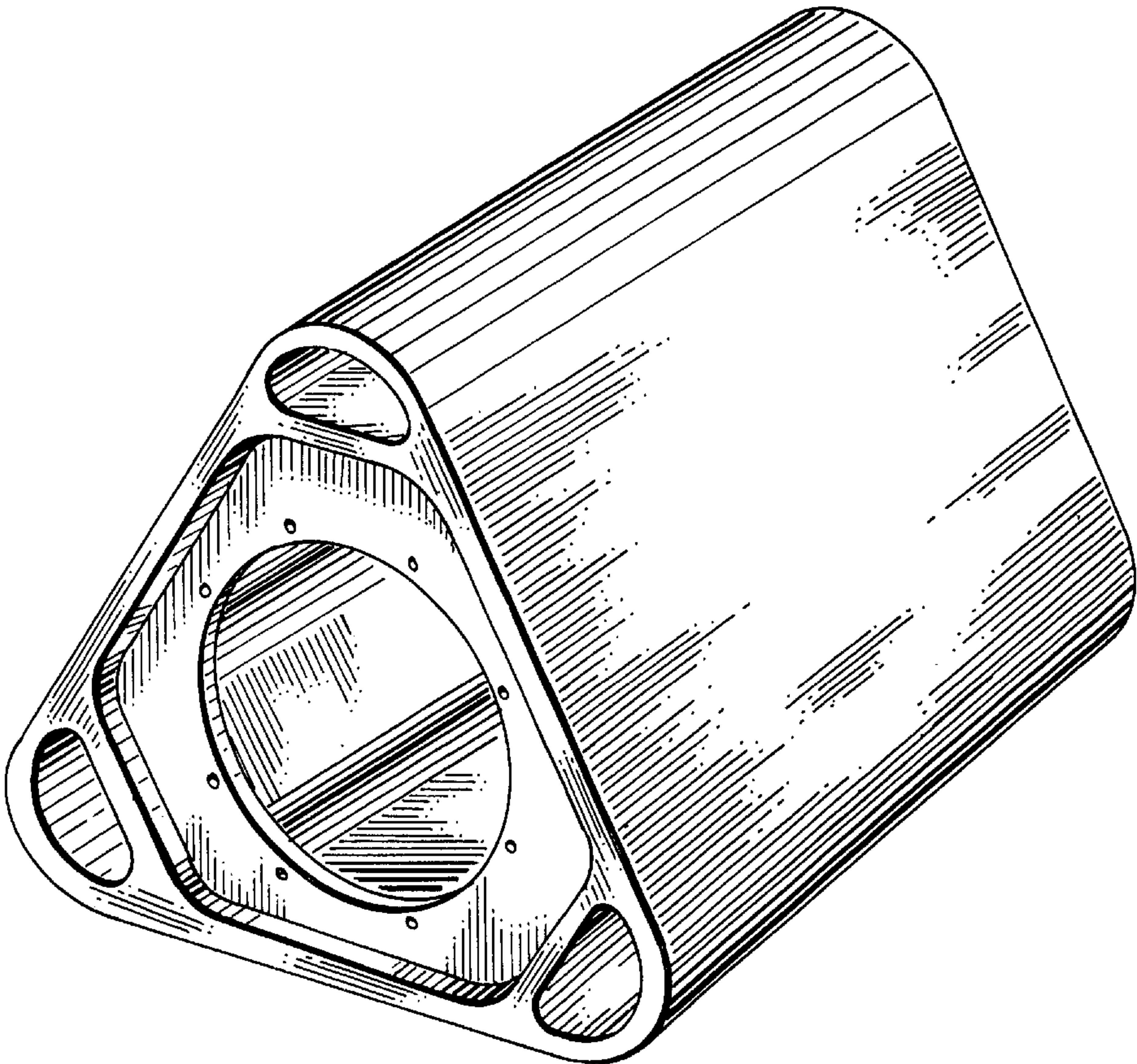
FIG. 4 is a view of the oposite side audio speaker cabinet of this invention as illustrated in FIG. 3.

FIG. 5 is a top view of the audio speaker cabinet of this invention.

FIG. 6 is a bottom view of the audio speaker cabinet of this invention; and,

FIG. 7 is a three-quarter perspective view of the audio speaker cabinet of this invention.

**1 Claim, 3 Drawing Sheets**



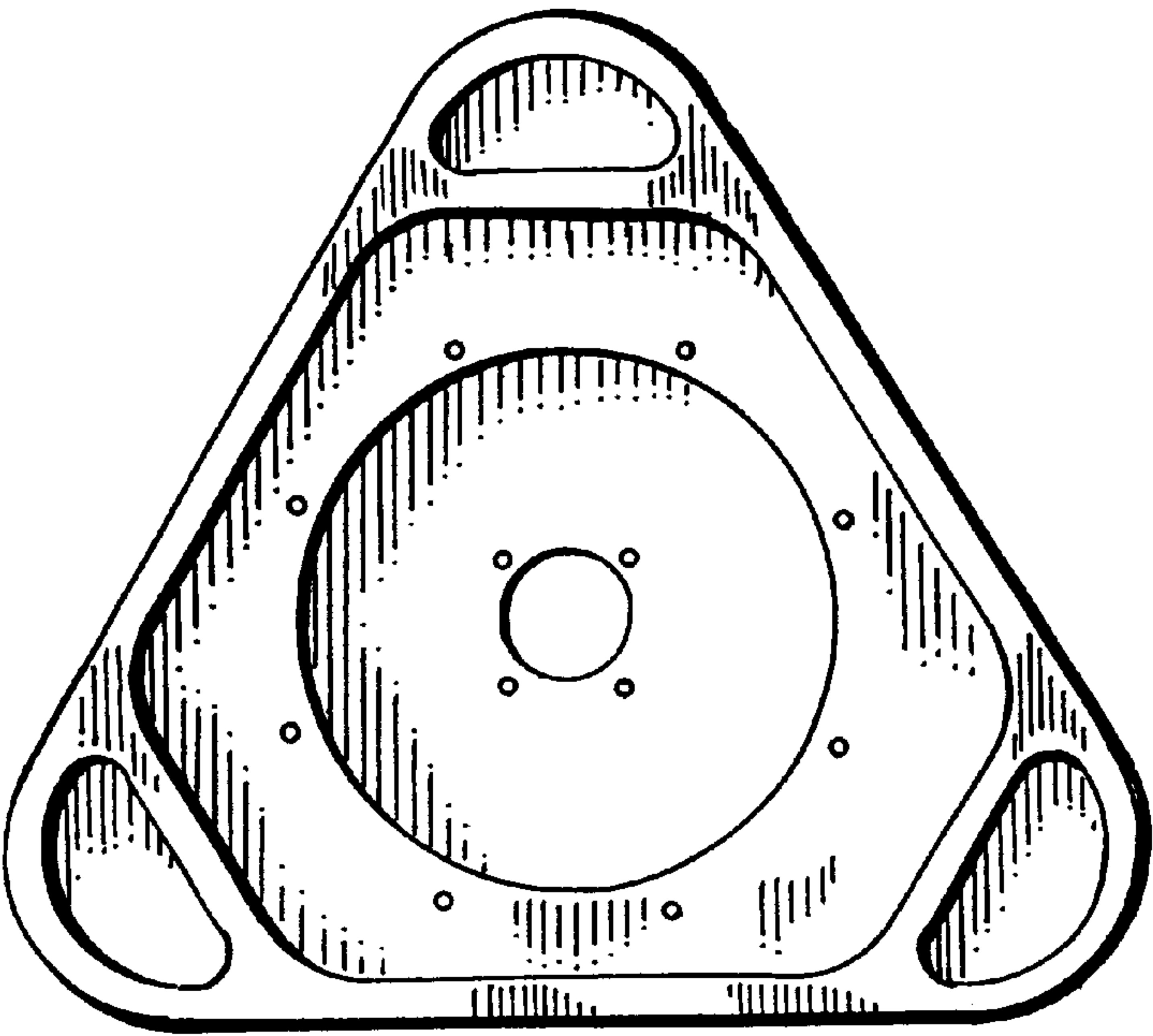


FIG. 1.

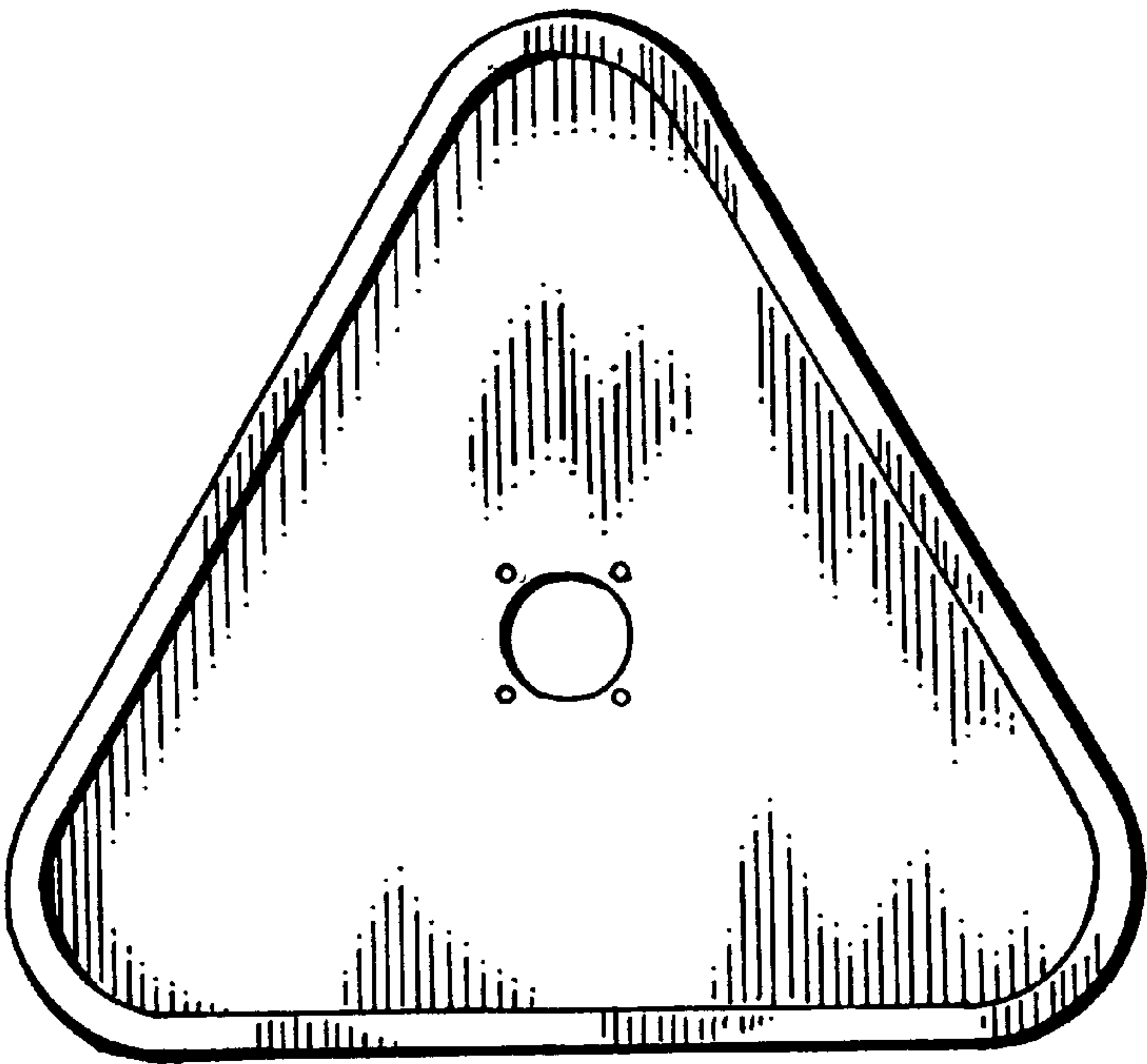


FIG. 2.




FIG. 3.




FIG. 5.




FIG. 4.




FIG. 6.



