



US00D471176S

(12) **United States Design Patent**
Suzuki

(10) **Patent No.:** **US D471,176 S**

(45) **Date of Patent:** **** Mar. 4, 2003**

(54) **HEADPHONE**

(75) Inventor: **Satoshi Suzuki**, Tokyo (JP)

(73) Assignee: **Sony Corporation**, Tokyo (JP)

(**) Term: **14 Years**

(21) Appl. No.: **29/155,632**

(22) Filed: **Feb. 15, 2002**

(51) **LOC (7) Cl.** **14-01**

(52) **U.S. Cl.** **D14/205**

(58) **Field of Search** D14/205, 206,
D14/223; 181/129, 130; 379/430, 431,
444; 381/25, 68, 158, 183, 187

(56) **References Cited**

U.S. PATENT DOCUMENTS

D300,133 S	*	3/1989	Daidoh et al.	D14/205
D316,551 S	*	4/1991	Ichikawa	D14/205
D331,408 S	*	12/1992	Ellermeier	D14/205
D337,587 S	*	7/1993	Nakayama	D14/205
D350,354 S	*	9/1994	Nakamura	D14/205
D351,597 S	*	10/1994	Nakamura	D14/205
D368,716 S		4/1996	Shudo		
D371,558 S		7/1996	Yoshizawa		

OTHER PUBLICATIONS

Catalog 98 "MDLP MD MZ-E501," pp. 258, 259, Sony Corporation (Jul. 2001).

Web page, 3 sheets, www.koss.com/koss/kossweb.nsf/HomeCatalog, "Portable Stereophones," Koss (Oct. 2001).

* cited by examiner

Primary Examiner—Paula A. Mortimer

(74) *Attorney, Agent, or Firm*—Rader, Fishman & Grauer PLLC

(57) **CLAIM**

The ornamental design for a headphone, as shown and described.

DESCRIPTION

FIG. 1 is a perspective view of a headphone showing my new design;

FIG. 2 is a front elevational view thereof;

FIG. 3 is a rear elevational view thereof;


FIG. 4 is a left side elevational view thereof;

FIG. 5 is a right side elevational view thereof;

FIG. 6 is a top plan view thereof; and,

FIG. 7 is a bottom plan view thereof.

1 Claim, 5 Drawing Sheets



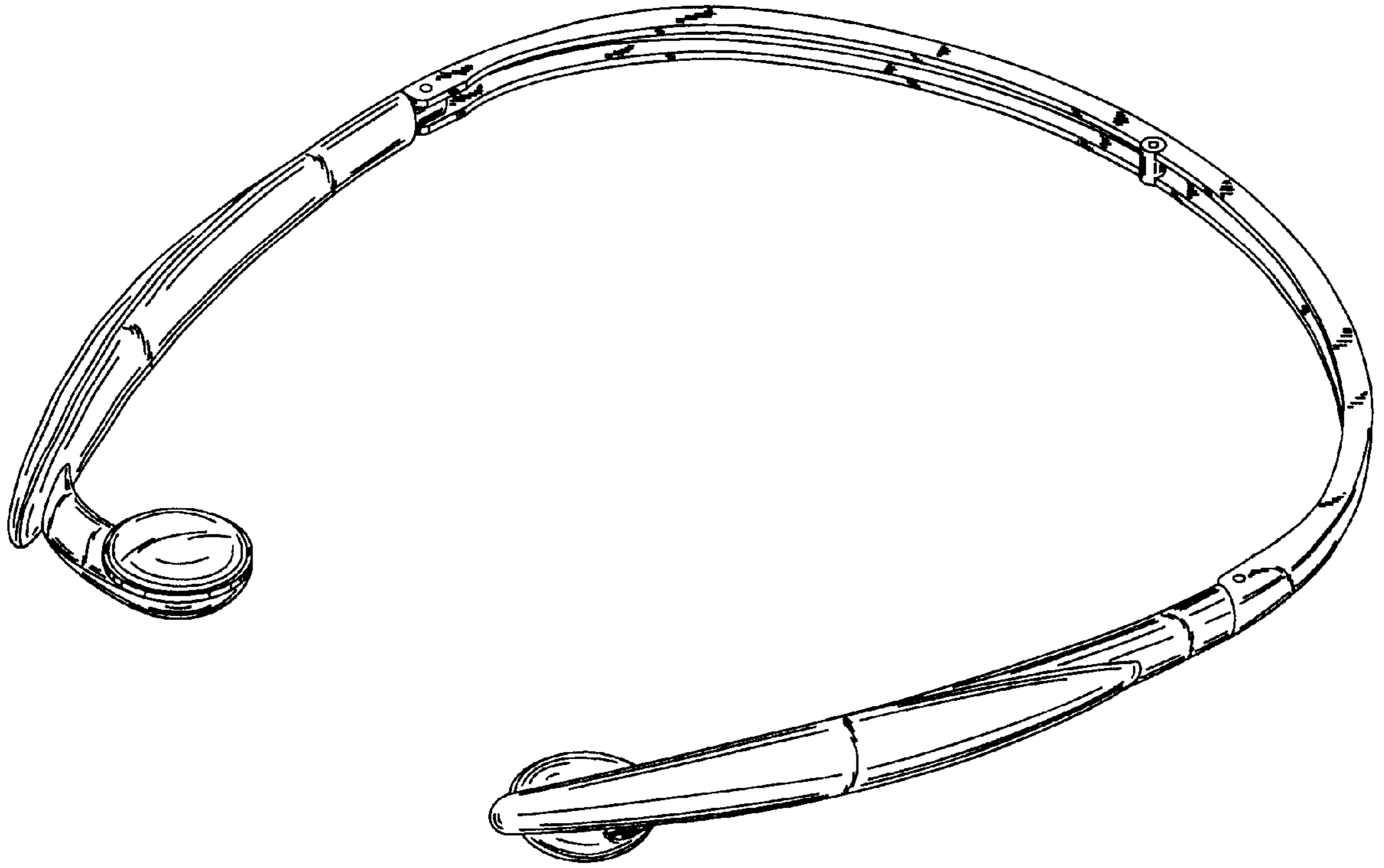


Fig. 1

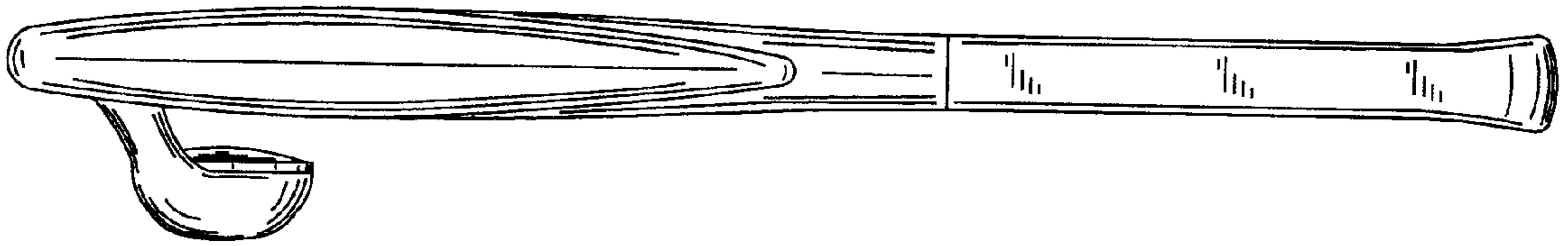


Fig. 2

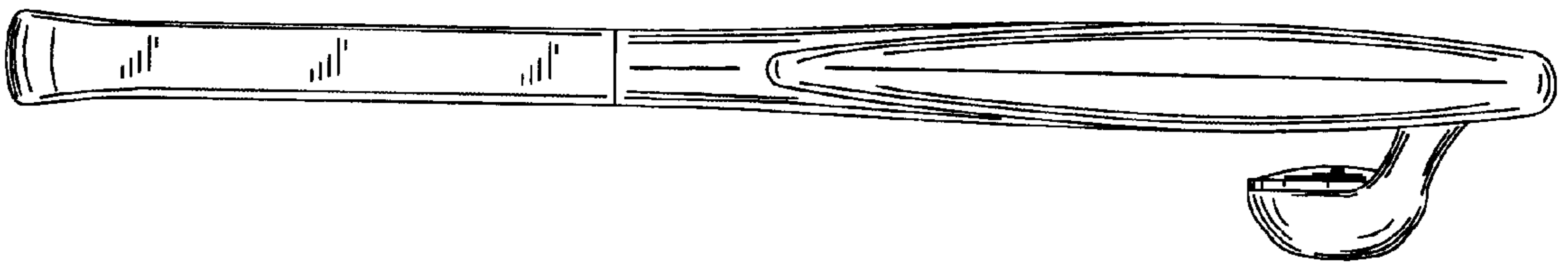


Fig. 3

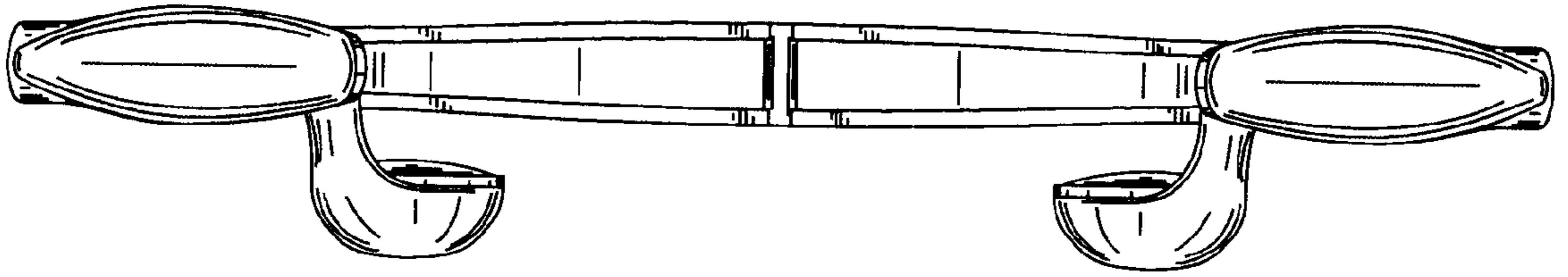


Fig. 4

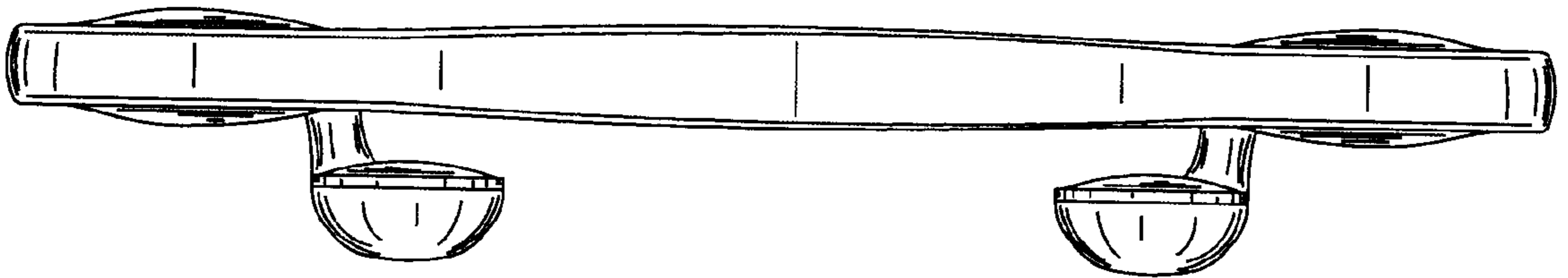


Fig. 5

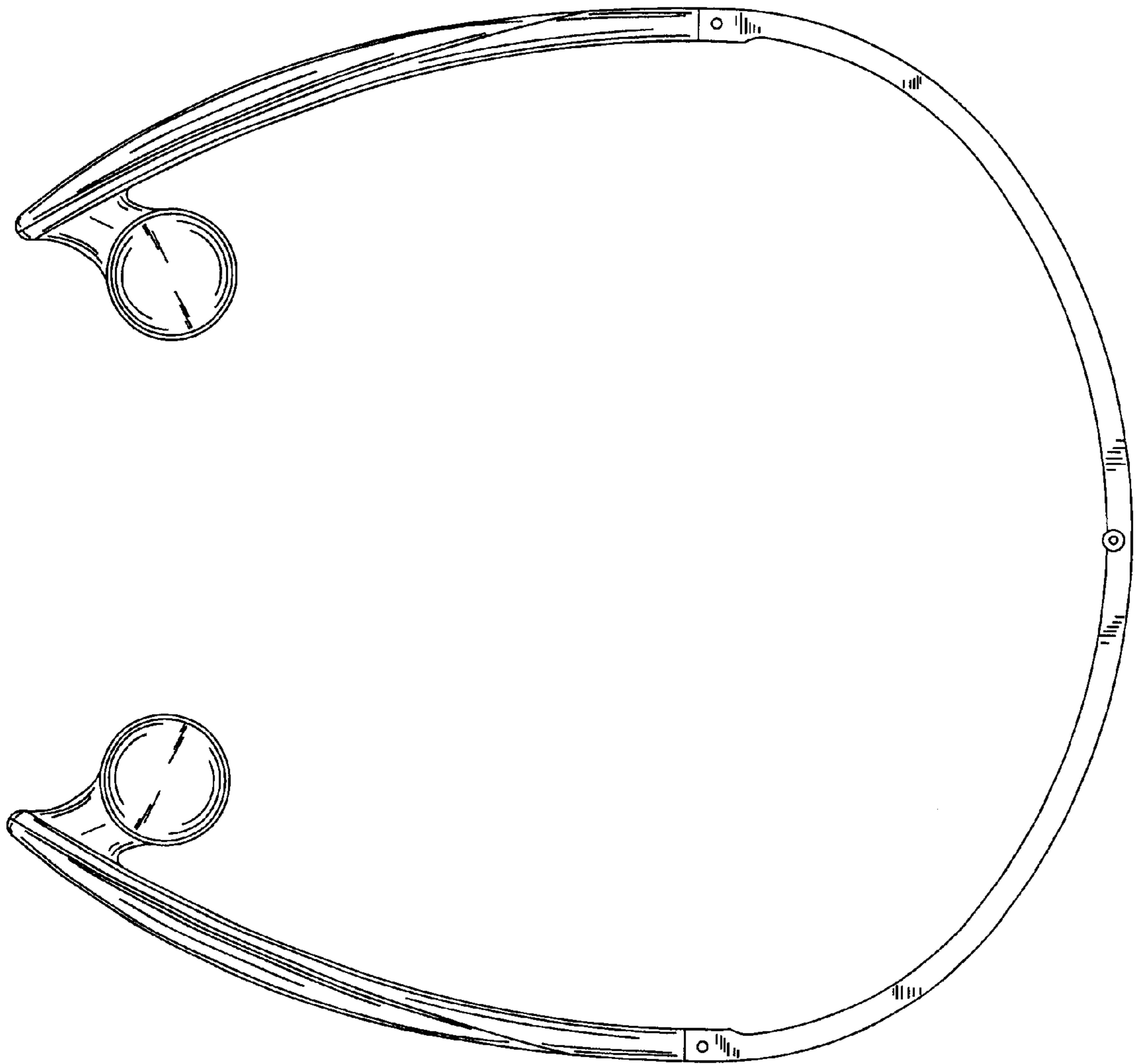


Fig. 6

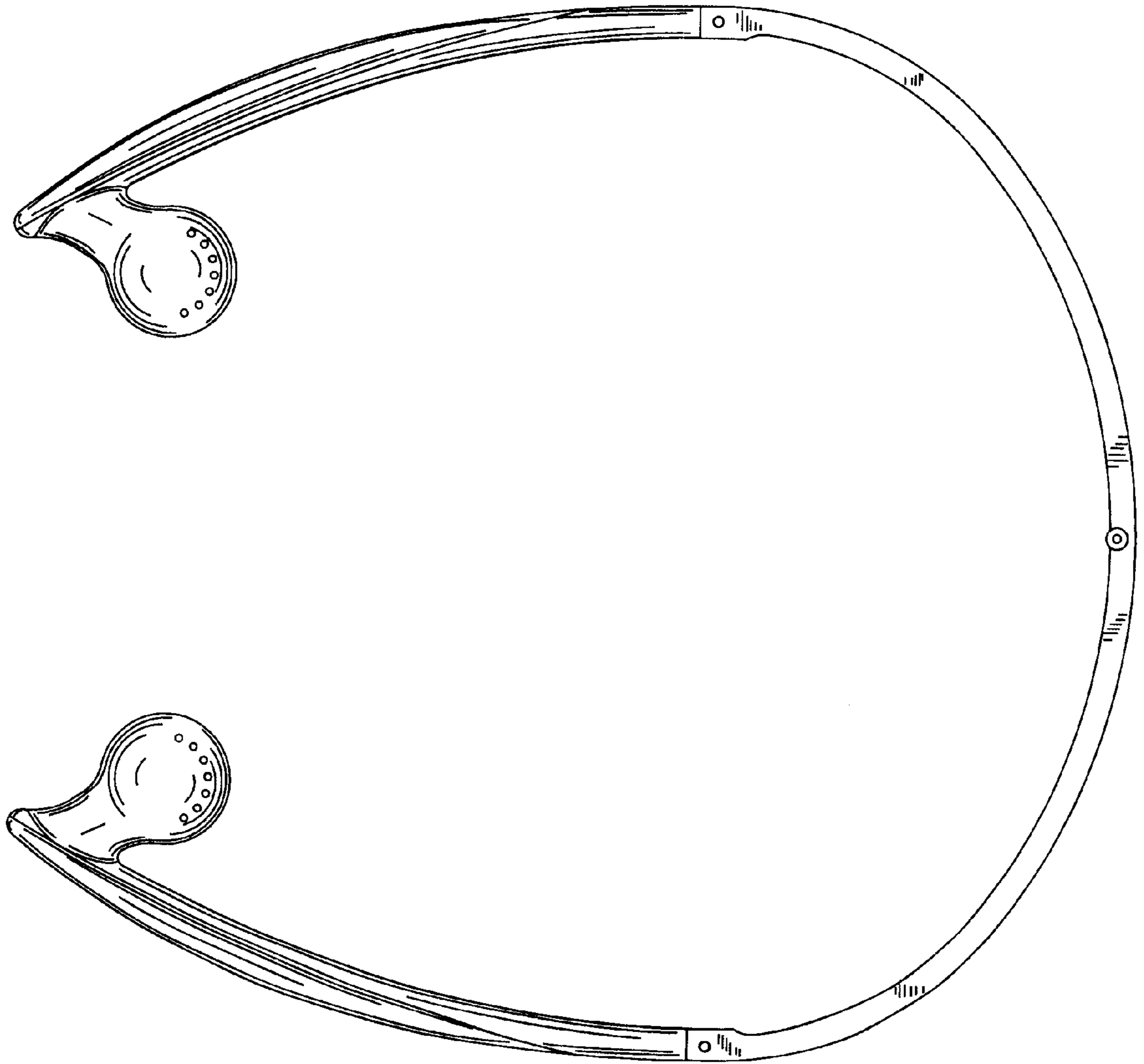


Fig. 7