



US00D471166S

(12) **United States Design Patent**
Oshio et al.

(10) **Patent No.:** **US D471,166 S**

(45) **Date of Patent:** **** Mar. 4, 2003**

(54) **LIGHT EMITTING SEMICONDUCTOR DEVICE**

(75) Inventors: **Hiroaki Oshio**, Kitakyusyu (JP); **Kenji Shimomura**, Kitakyusyu (JP); **Koichi Nitta**, Yokohama (JP)

(73) Assignee: **Kabushiki Kaisha Toshiba** (JP)

(**) Term: **14 Years**

(21) Appl. No.: **29/149,009**

(22) Filed: **Oct. 2, 2001**

(30) **Foreign Application Priority Data**

Apr. 6, 2001 (JP) 2001-010073

(51) **LOC (7) Cl.** **13-03**

(52) **U.S. Cl.** **D13/182**

(58) **Field of Search** D10/104, 114;
D13/180, 182; D26/2, 37; 257/88, 89, 93-99;
313/500, 290, 499; 315/161; 345/39, 46,
82, 84; 361/820; 362/226, 249, 248, 256,
800; 438/26, 22, 33; 439/57, 490, 557,
620

(56) **References Cited**

U.S. PATENT DOCUMENTS

3,783,353 A * 1/1974 Pankove 257/76
4,127,792 A * 11/1978 Nakata 313/500
RE36,614 E * 3/2000 Lumbard et al. 313/500

D432,095 S * 10/2000 Seeger et al. D13/182
6,174,070 B1 * 1/2001 Takamura et al. 362/183
D437,798 S * 2/2001 Kiba et al. D10/104
D439,351 S * 3/2001 Kiba et al. D26/37
6,386,733 B1 * 5/2002 Ohkohdo et al. 362/249
6,450,663 B1 * 9/2002 Reinbach 362/249

FOREIGN PATENT DOCUMENTS

JP 973011 1/1997
JP 1102760 3/2001

* cited by examiner

Primary Examiner—Ted Shooman
Assistant Examiner—Selina Sikder

(74) *Attorney, Agent, or Firm*—Banner & Witcoff, Ltd.

(57) **CLAIM**

The ornamental design for a light emitting semiconductor device, as shown and described.

DESCRIPTION

FIG. 1 is a front, top and right side perspective view of a light emitting semiconductor device, showing our new design;

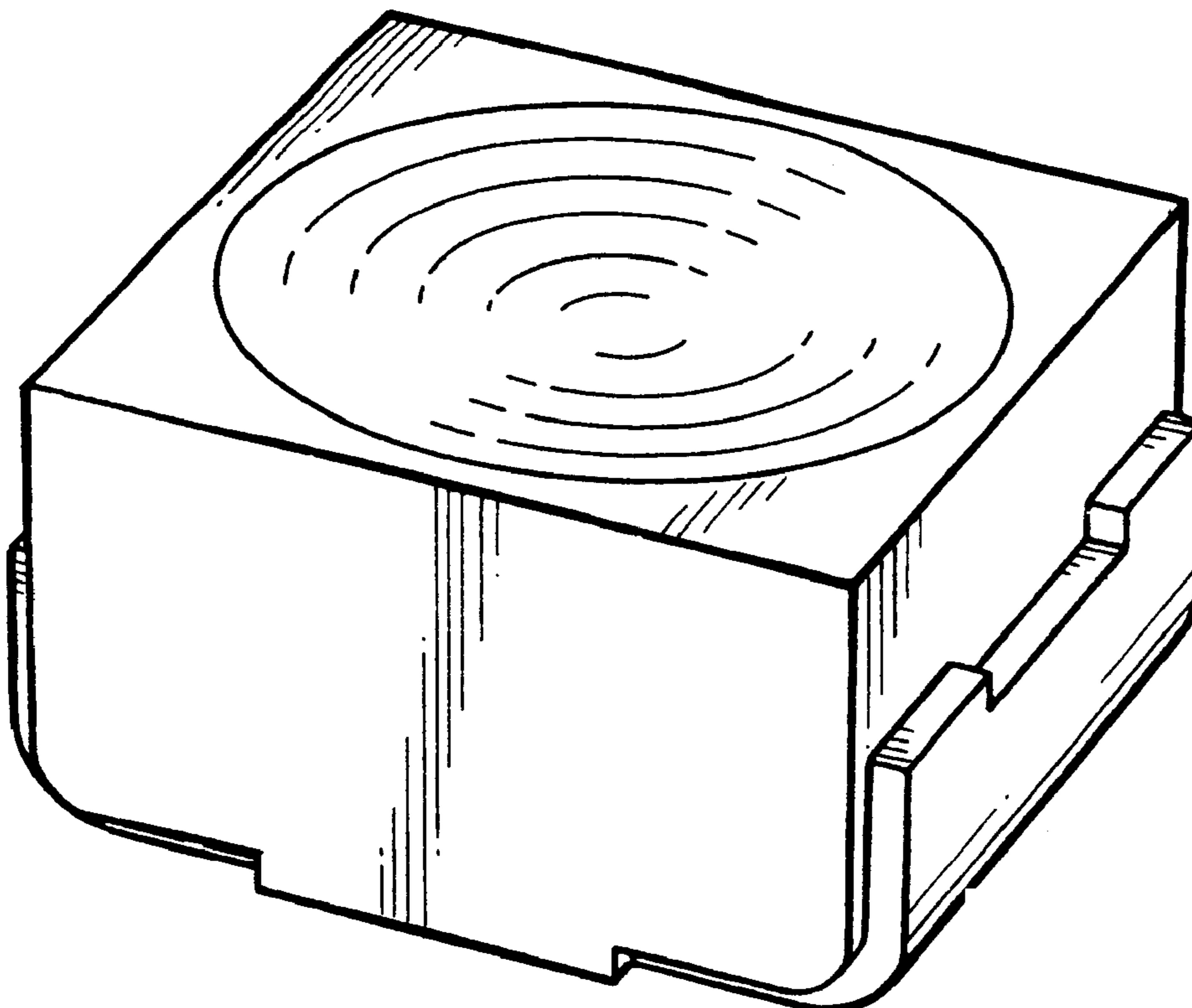
FIG. 2 is a front elevational view thereof: the opposite side being an identical image thereof;

FIG. 3 is a right side elevational view thereof: the opposite side being an identical image thereof;

FIG. 4 is a top plan view thereof; and,

FIG. 5 is a bottom plan view thereof.

1 Claim, 1 Drawing Sheet



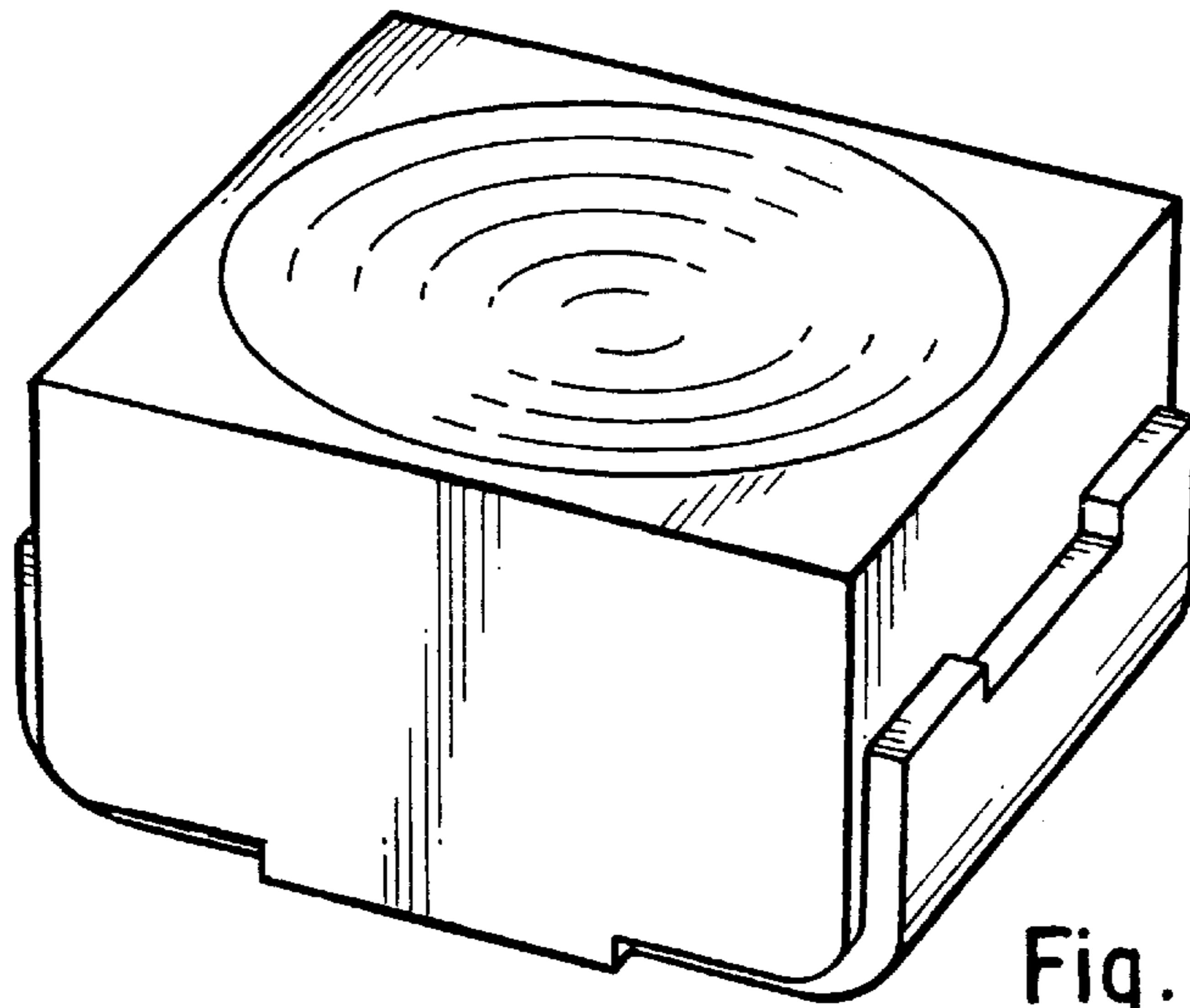


Fig. 1



Fig. 2

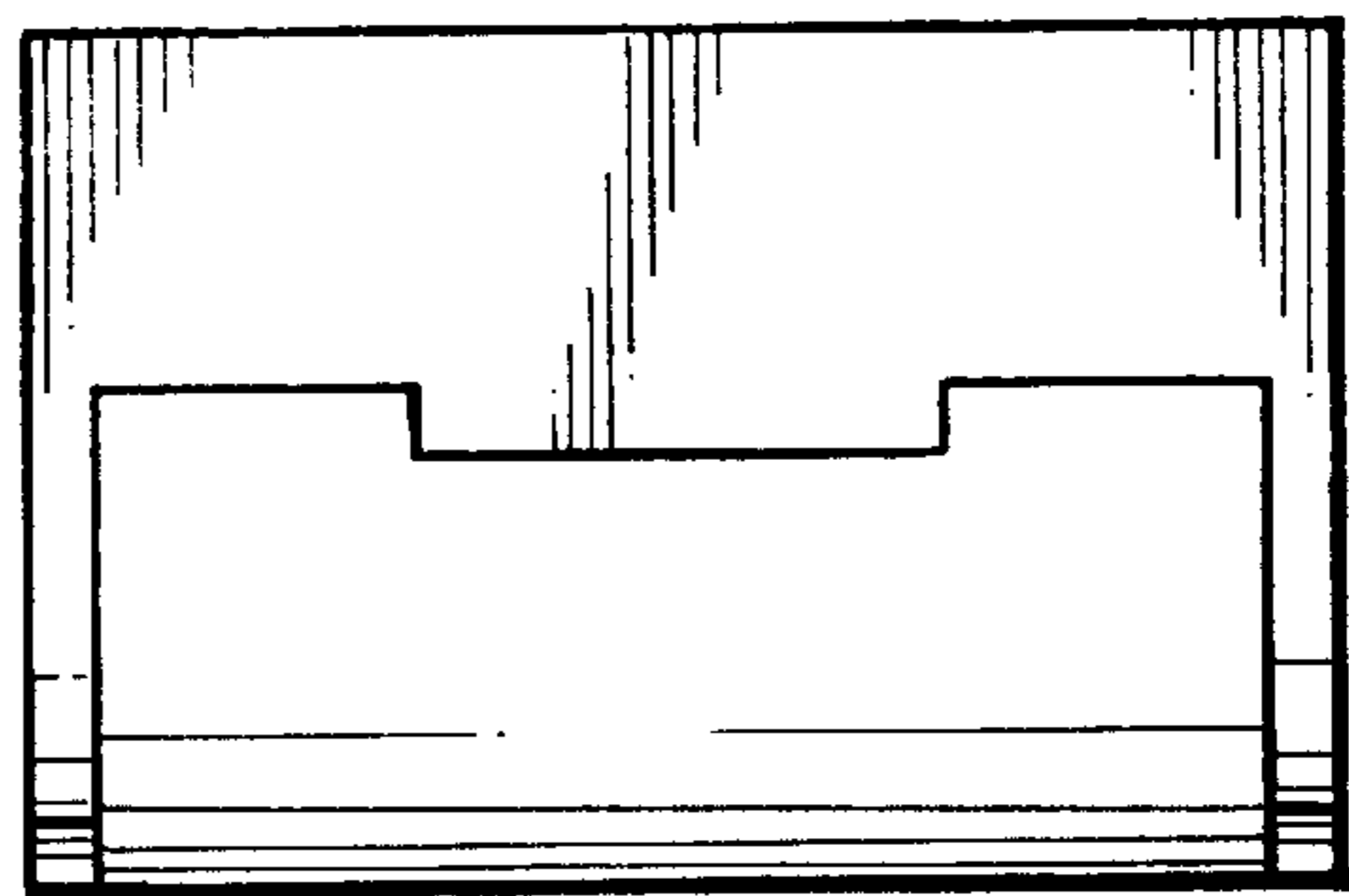


Fig. 3

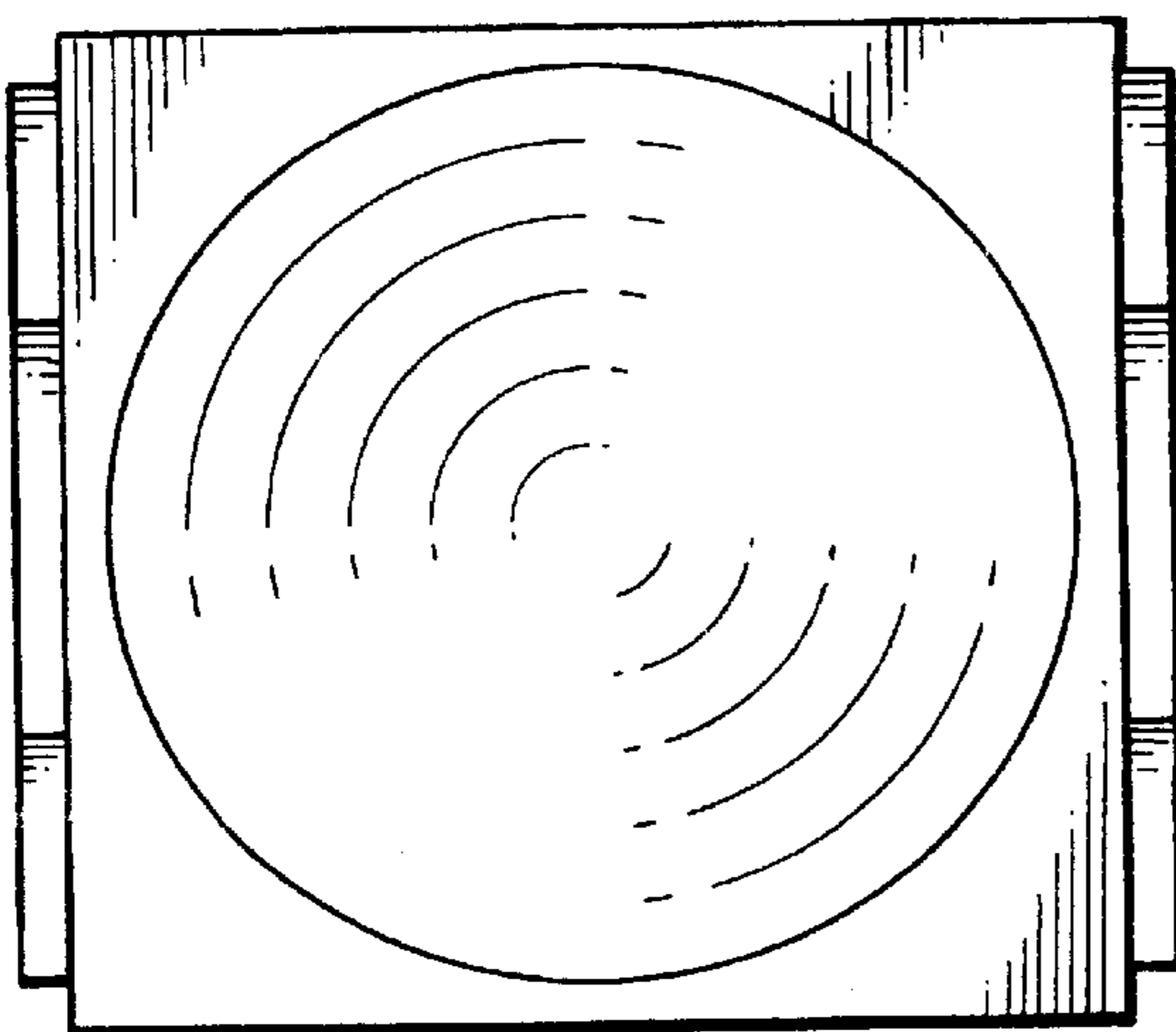


Fig. 4

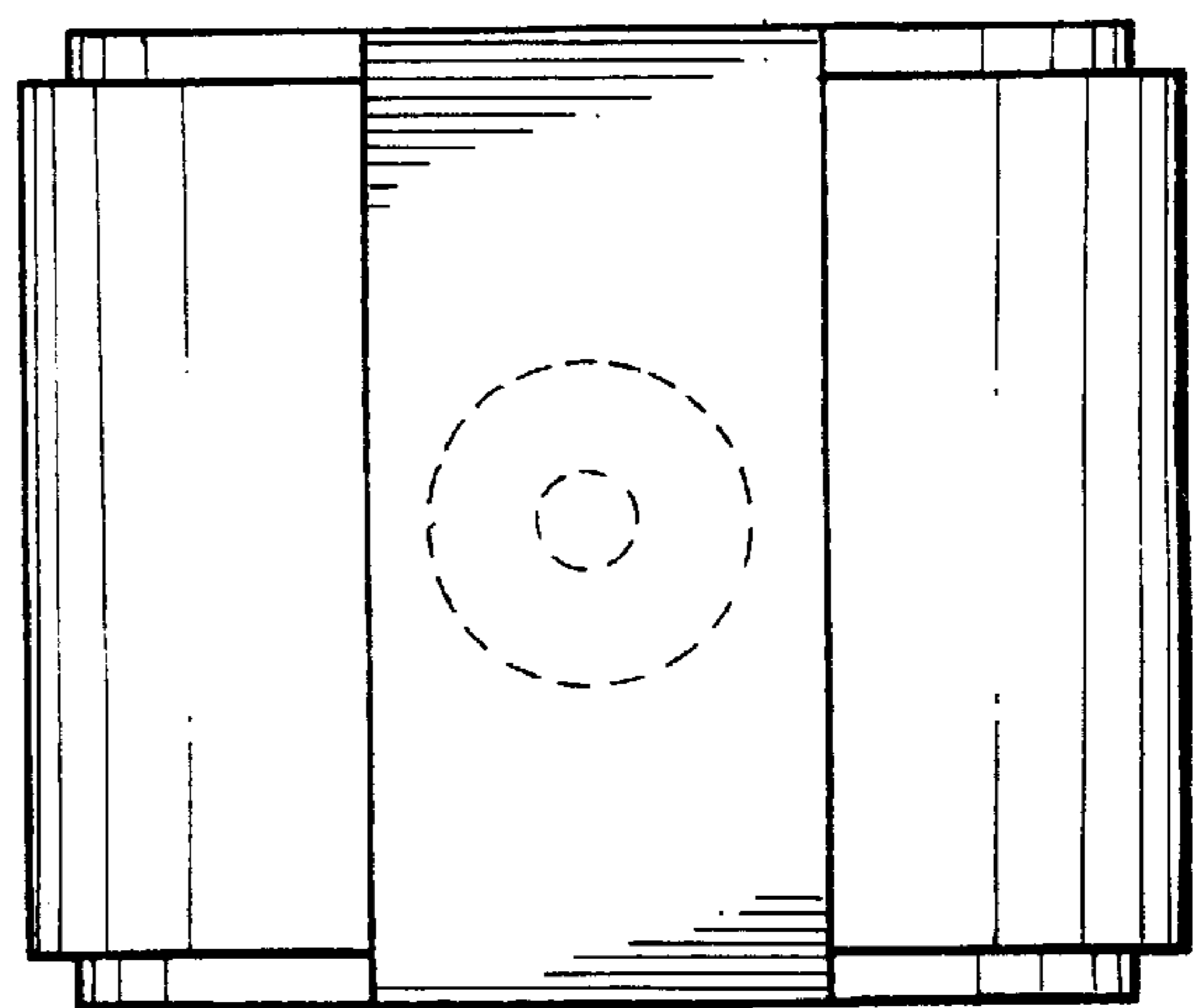


Fig. 5