



US00D471161S

(12) **United States Design Patent**
Amborn et al.

(10) **Patent No.:** **US D471,161 S**
(45) **Date of Patent:** **** Mar. 4, 2003**

(54) **HEATING, VENTILATING AND AIR
CONDITIONING SYSTEM CONTROLLER**

(75) Inventors: **Randy S. Amborn**, White Bear Lake,
MN (US); **Peter F. Welch**, Toronto
(CA); **Eric R. Hillmer**, Toronto (CA);
Darren V. Bosch, King City (CA)

(73) Assignee: **American Standard International
Inc.**, New York, NY (US)

(**) Term: **14 Years**

(21) Appl. No.: **29/159,948**

(22) Filed: **Apr. 29, 2002**

Related U.S. Application Data

(62) Division of application No. 29/144,913, filed on Jul. 12,
2001, now Pat. No. Des. 460,699.

(51) **LOC (7) Cl.** **13-03**

(52) **U.S. Cl.** **D13/162; D10/49**

(58) **Field of Search** D13/162, 162.1,
D13/184; D10/49, 50, 108, 125; D14/217,
218, 240; 165/11.1, 43, 200, 265, 46 R;
236/47, 94; 200/5 A, 5 R; 361/627, 628,
631; 700/275-278, 300, 301

(56) **References Cited**

U.S. PATENT DOCUMENTS

D315,519 S * 3/1991 Odom, Jr. et al. D10/50

D359,459 S * 6/1995 Summa et al. D10/50
D371,198 S * 6/1996 Savage et al. D24/169
D386,989 S * 12/1997 Gee, II D10/50
D386,990 S * 12/1997 Gee, II D10/50
D390,134 S * 2/1998 Ingebritson et al. D10/50
D398,546 S * 9/1998 Nishimura et al. D10/46
D403,972 S * 1/1999 Gaskell et al. D10/50
D410,586 S * 6/1999 Olsen D10/106
D418,822 S * 1/2000 Worley et al. D14/356
D427,155 S * 6/2000 Pawley et al. D13/162
D447,075 S * 8/2001 Roberts D10/106

* cited by examiner

Primary Examiner—Ted Shooman

Assistant Examiner—Selina Sikder

(74) *Attorney, Agent, or Firm*—William J. Beres; William
O'Driscoll

(57) **CLAIM**

The ornamental design for a heating, ventilating and air
conditioning system controller, as shown and described.

DESCRIPTION

FIG. 1 is a perspective view of the heating, ventilating and
air conditioning system controller showing our new design;
FIG. 2 is a front view thereof;
FIG. 3 is a left side view thereof;
FIG. 4 is a right side view thereof; and,
FIG. 5 is a top view thereof.

1 Claim, 2 Drawing Sheets

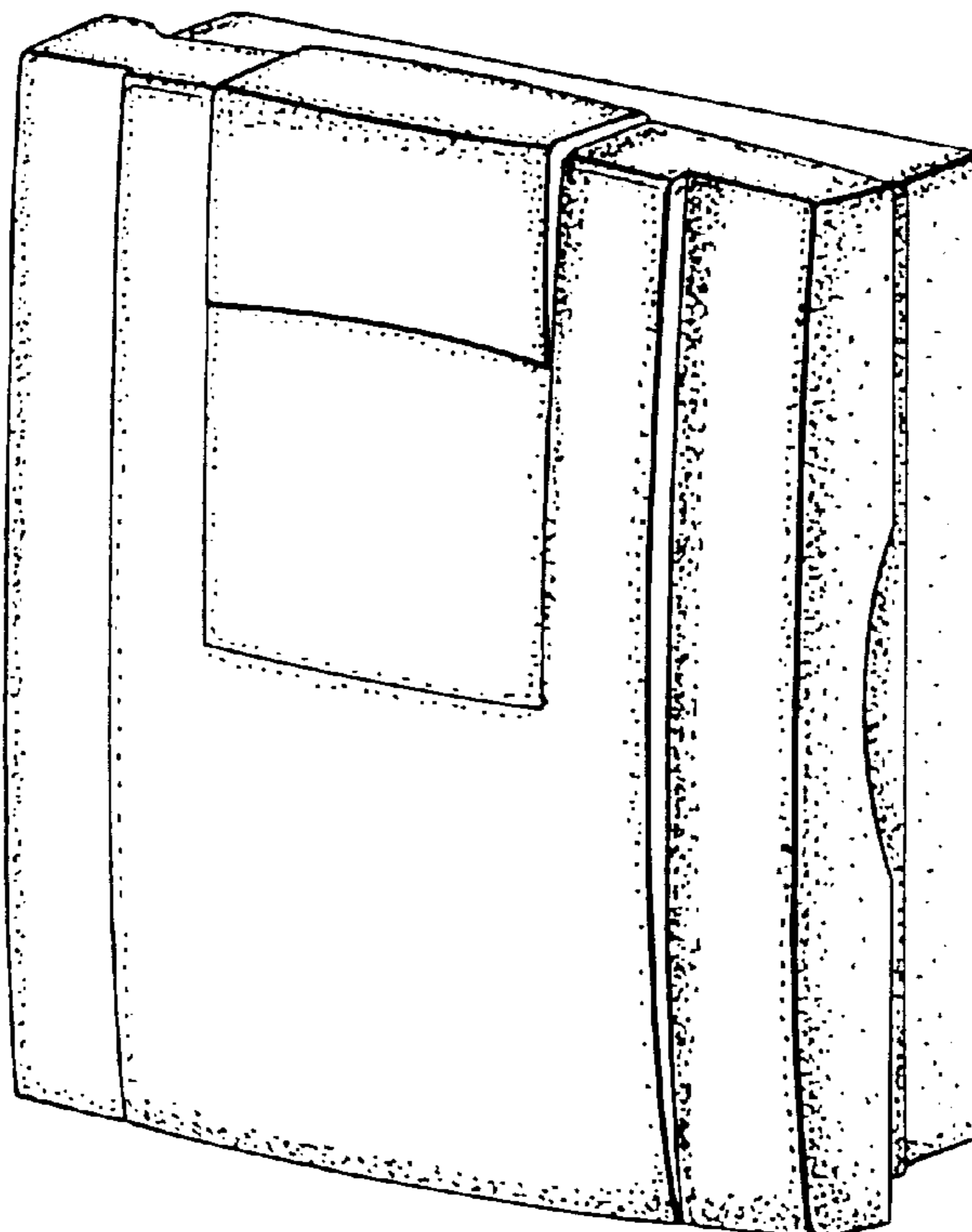
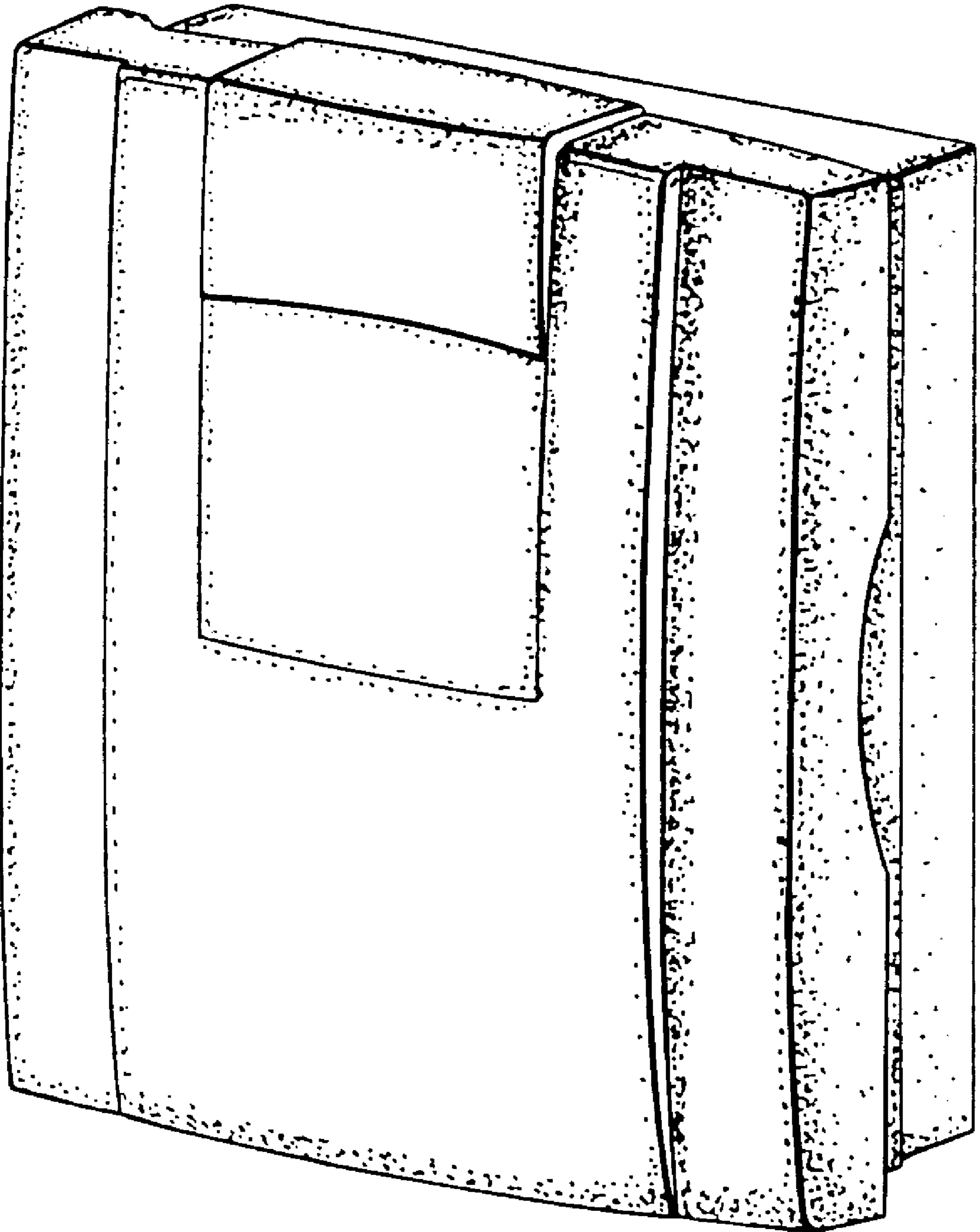


FIG. 1



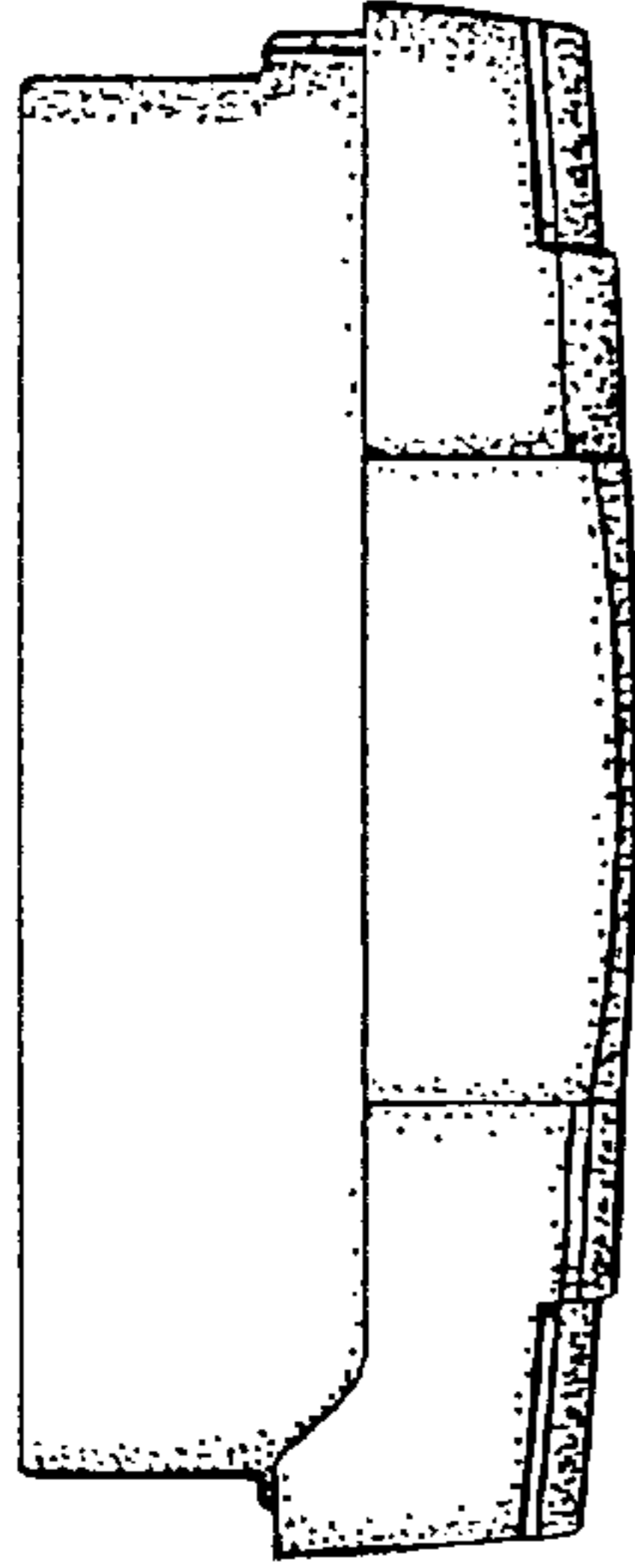


FIG. 5

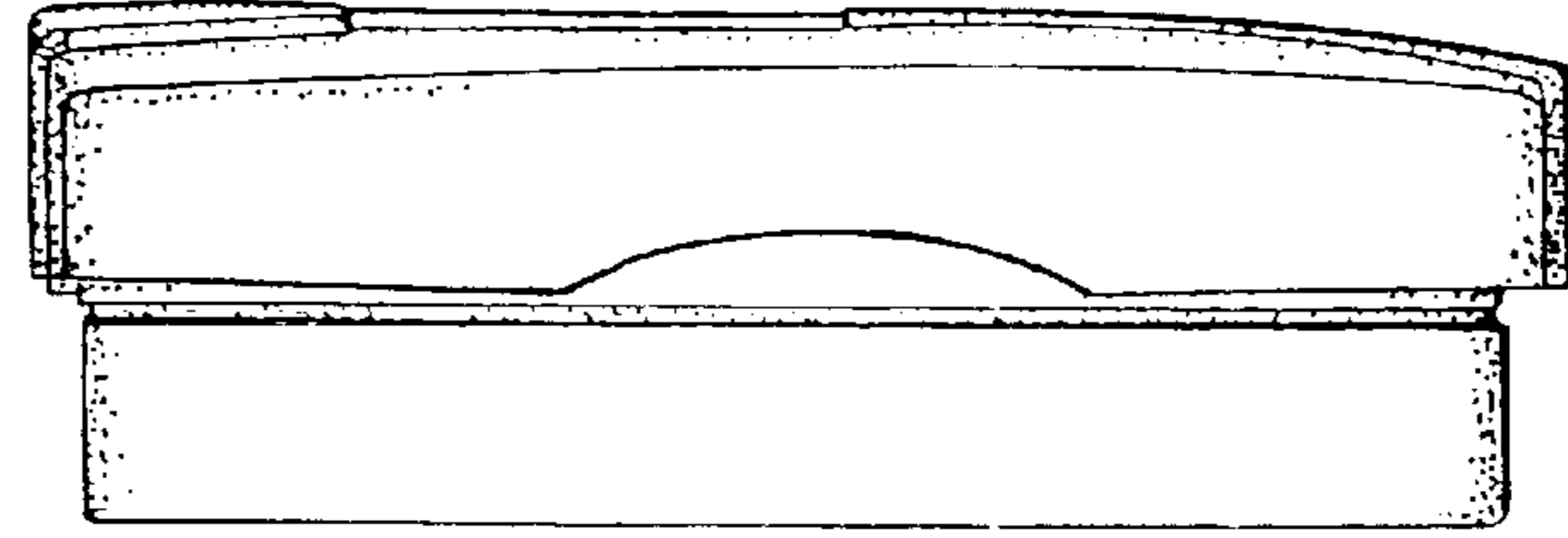


FIG. 3

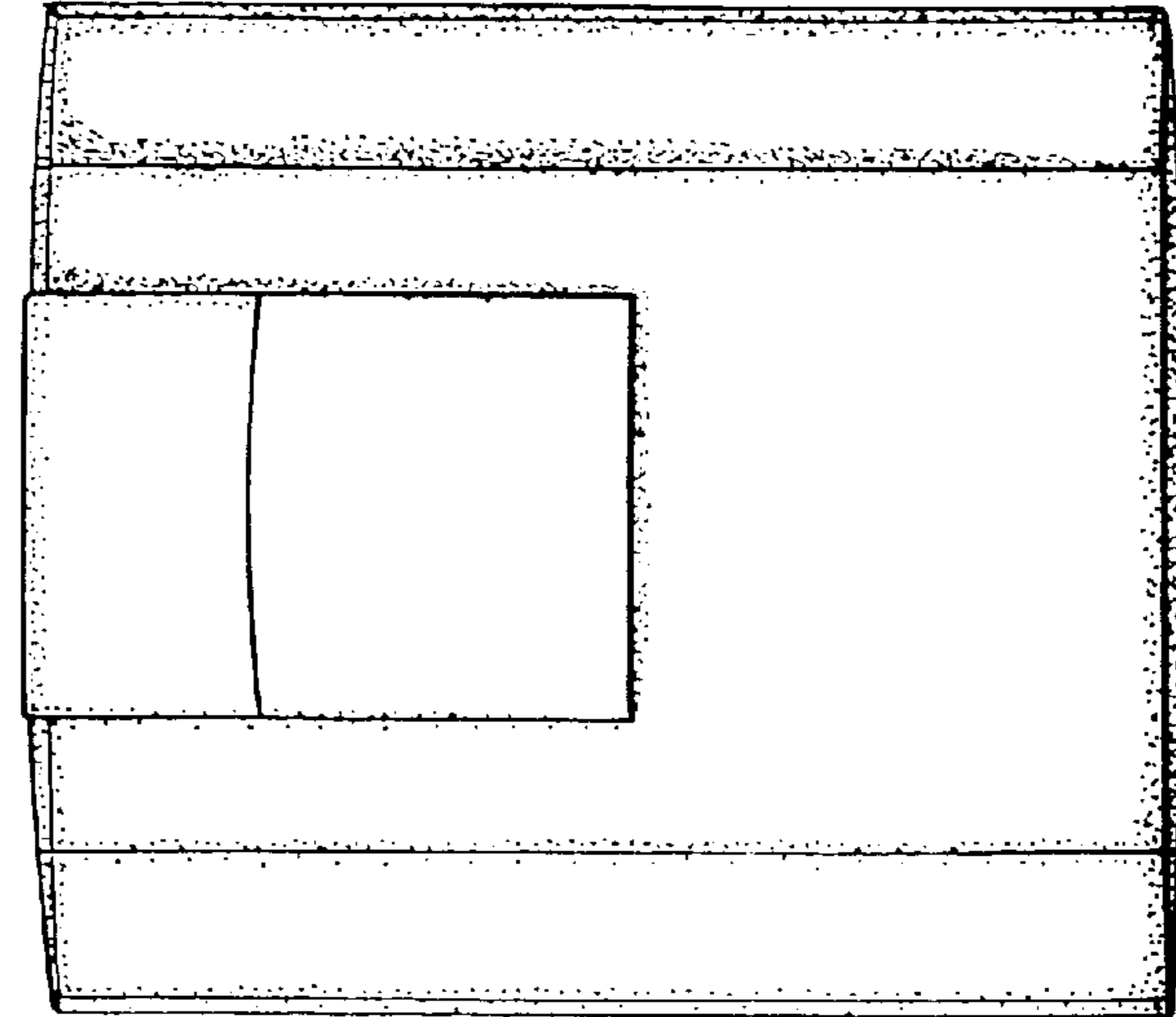


FIG. 2

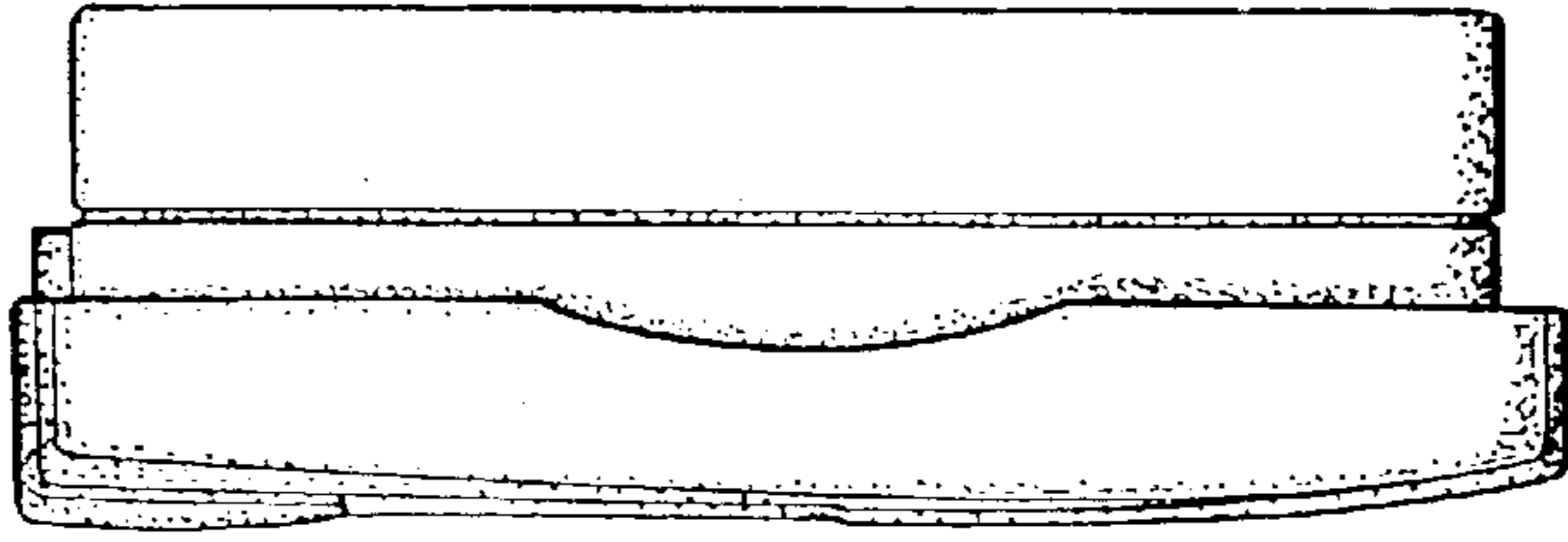


FIG. 4