



US00D471149S

(12) **United States Design Patent**
Endo et al.

(10) **Patent No.:** **US D471,149 S**

(45) **Date of Patent:** **** Mar. 4, 2003**

(54) **AUTOMOBILE TIRE**

OTHER PUBLICATIONS

(75) Inventors: **Kenichiro Endo**, Tokyo (JP); **Takeshi Masatomo**, Tokyo (JP); **Mitsutoshi Saeki**, Hiratsuka (JP); **Yukio Kuroda**, Hiratsuka (JP); **Masahiro Ebiko**, Hiratsuka (JP)

Bridgestone Dueler H/P Tire, 2001 Tread Design Guide, Jan. 2001, p. 19. 4/2.*

Gislaved Euro Frost Tire, 2001 Tread Design Guide, Jan. 2001, p. 35. 2/2.*

Nitto NT-450 Extreme Tire, 2001 Tread Design Guide, Jan. 2001, p. 55. 1/5.*

Toyo Proxes Z1 Tire, 2001 Tread Design Guide, Jan. 2001, p. 69. 4/3.*

(73) Assignee: **The Yokohama Rubber Co., Ltd.**, Tokyo (JP)

(**) Term: **14 Years**

* cited by examiner

(21) Appl. No.: **29/159,158**

Primary Examiner—Robert M. Spear

(22) Filed: **Apr. 17, 2002**

(74) *Attorney, Agent, or Firm*—Rader, Fishman & Grauer PLLC

(30) **Foreign Application Priority Data**

(57) **CLAIM**

Oct. 23, 2001 (JP) 2001-030950

The ornamental design for an automobile tire, as shown and described.

(51) **LOC (7) Cl.** **12-15**

DESCRIPTION

(52) **U.S. Cl.** **D12/551**

(58) **Field of Search** D12/544, 545, D12/547, 549, 550, 551, 552, 553, 555, 556, 558, 559, 560, 564, 566, 580, 585, 586, 596, 600, 602; 152/209.1, 209.9, 209.11, 209.12, 209.13, 209.26, 209.28

FIG. 1 is a front view of an automobile tire, showing the new design, the top plan view and the bottom plan view appearing the same as the front view;

FIG. 2 is a rear side view of the automobile tire;

FIG. 3 is a right side view of the automobile tire;

FIG. 4 is a left side view of the automobile tire;

FIG. 5 is a fragmentary front view, showing in enlargement the portion of 5—5 in FIG. 1; and

FIG. 6 is a cross sectional view, taken on line 6—6 in FIG. 5.

(56) **References Cited**

U.S. PATENT DOCUMENTS

D397,650 S	*	9/1998	Himuro	D12/551
D427,951 S	*	7/2000	Takei et al.	D12/600
D427,953 S	*	7/2000	Murata	D12/552
D454,832 S	*	3/2002	Heinen	D12/550
D457,856 S	*	5/2002	Ochi	D12/600

1 Claim, 3 Drawing Sheets

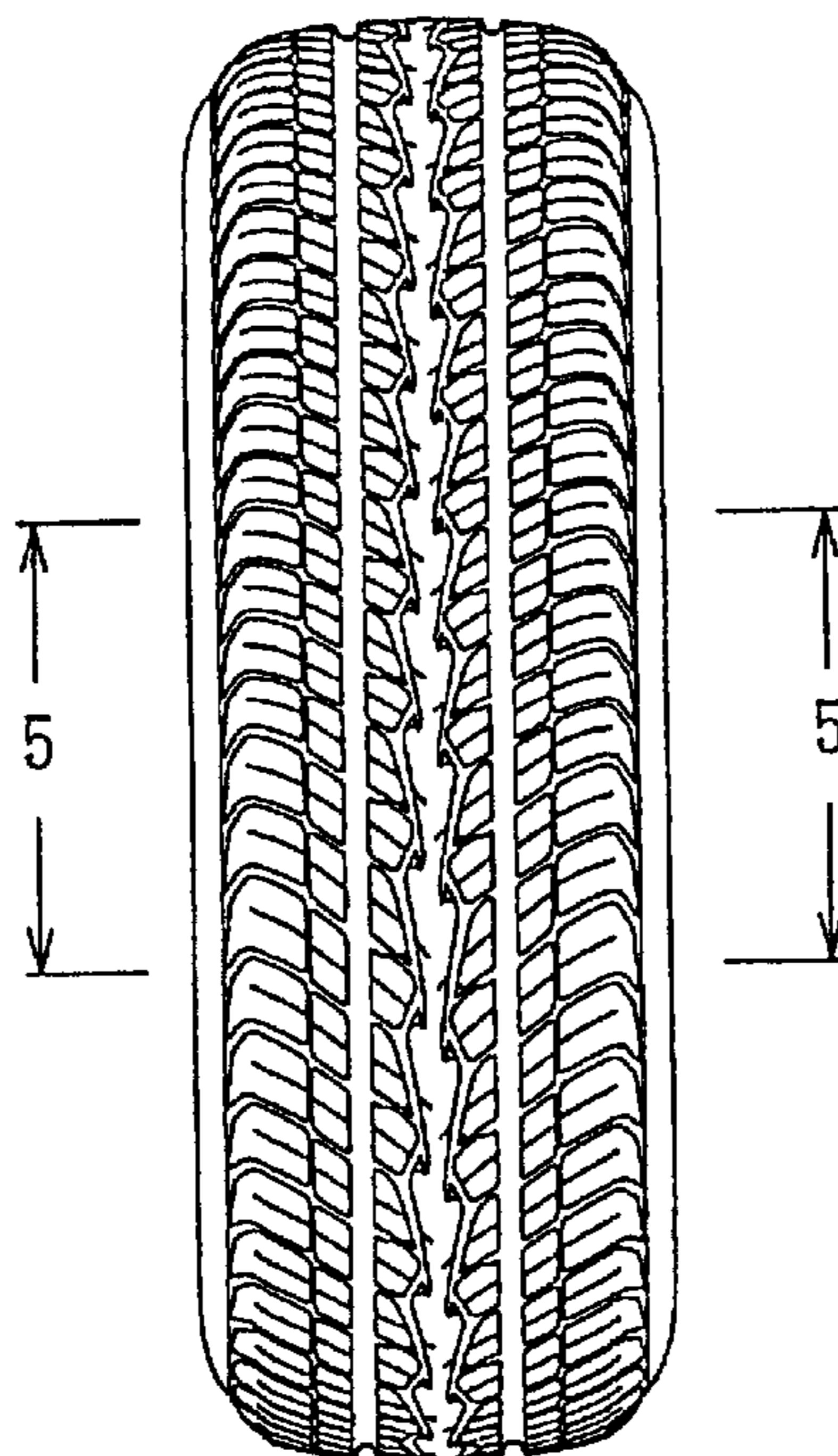


Fig.1

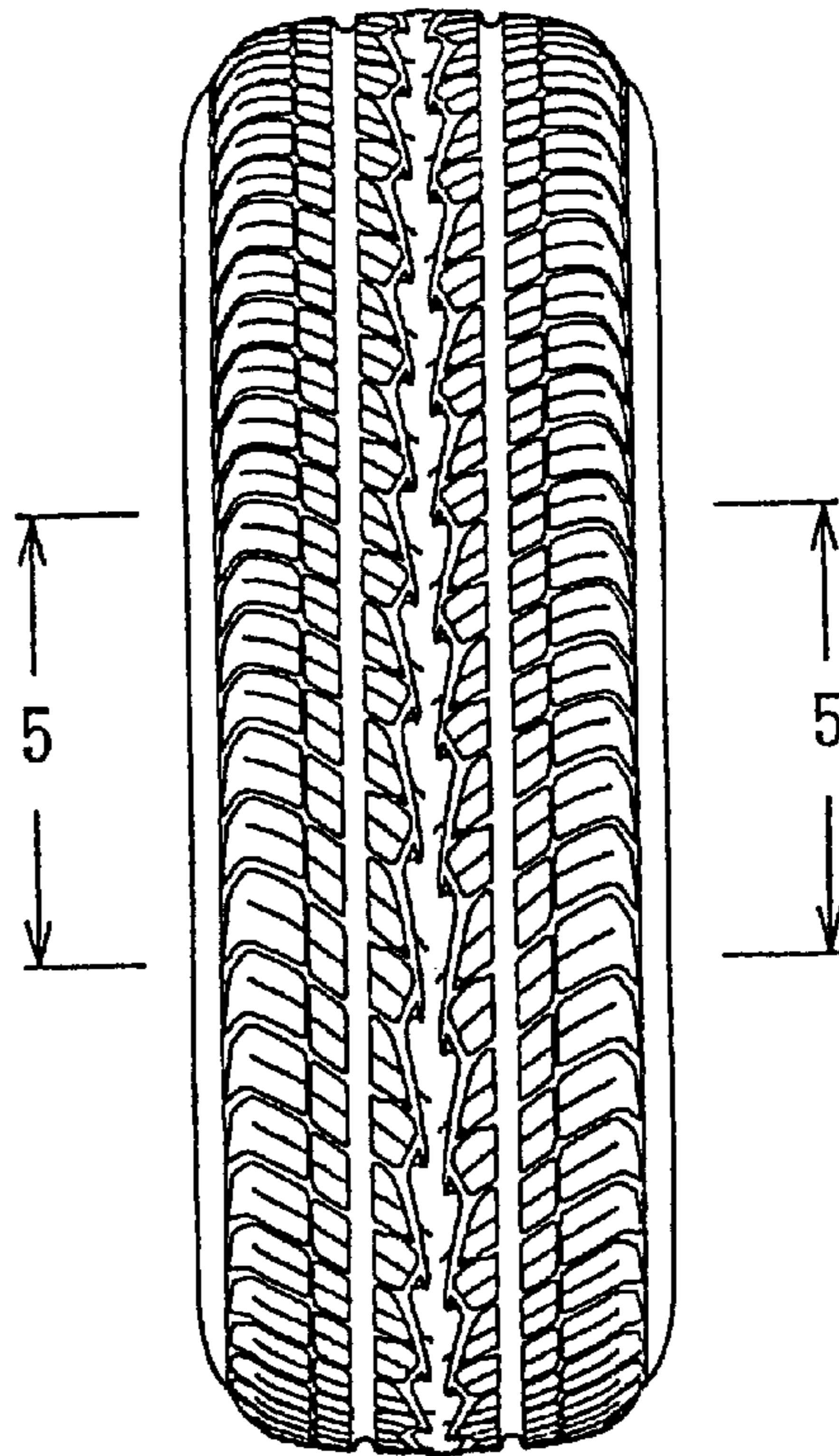


Fig.2

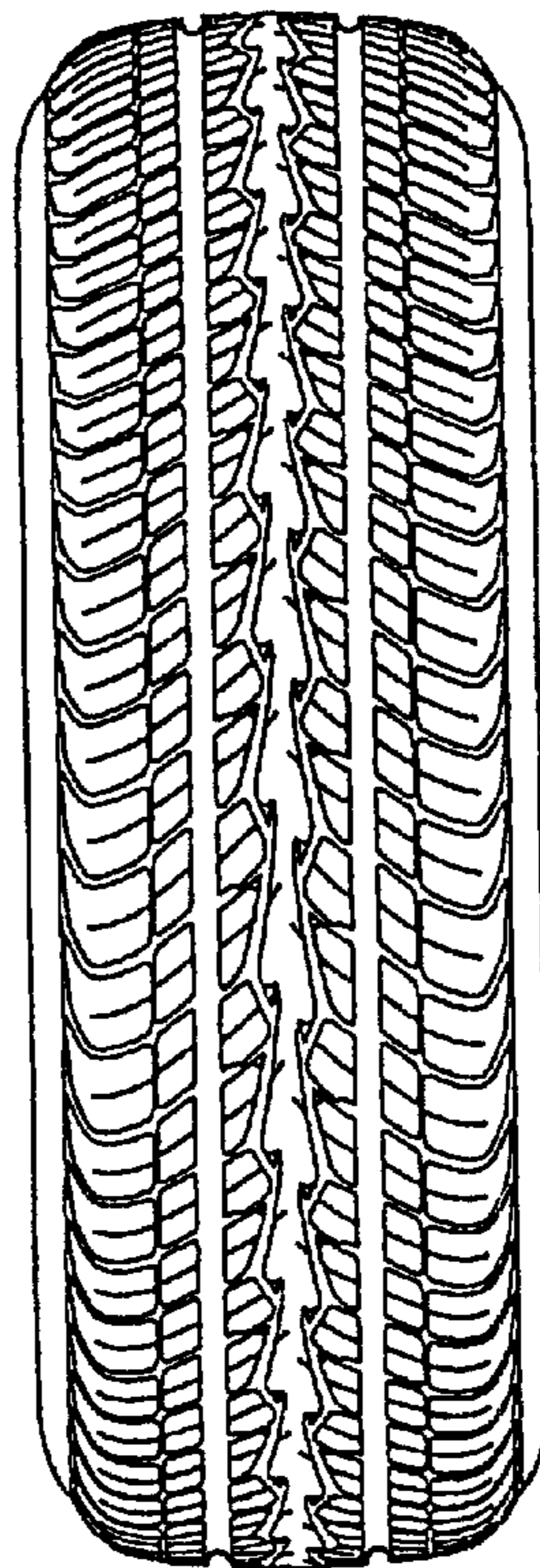


Fig.3

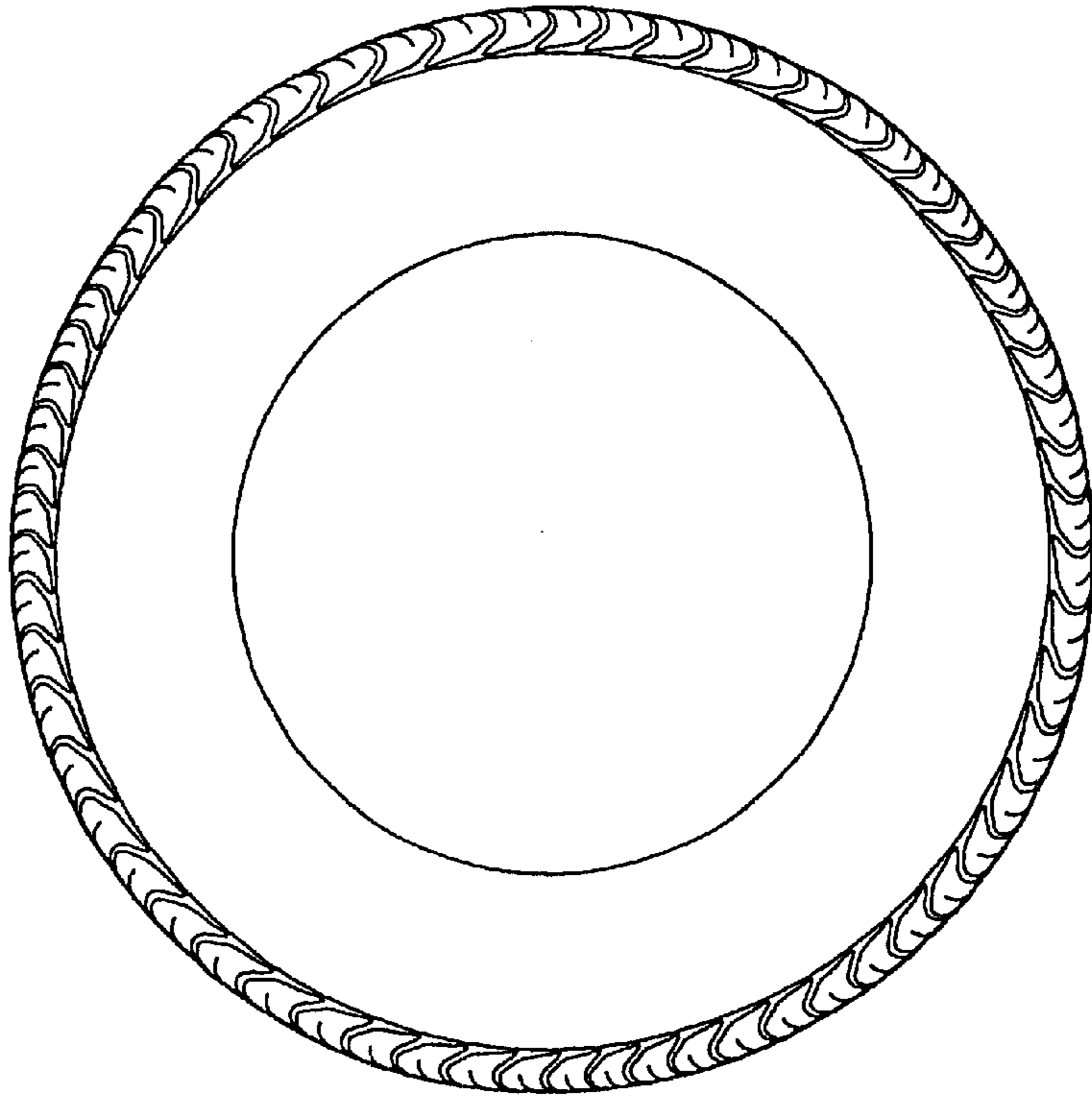


Fig.4




Fig.5

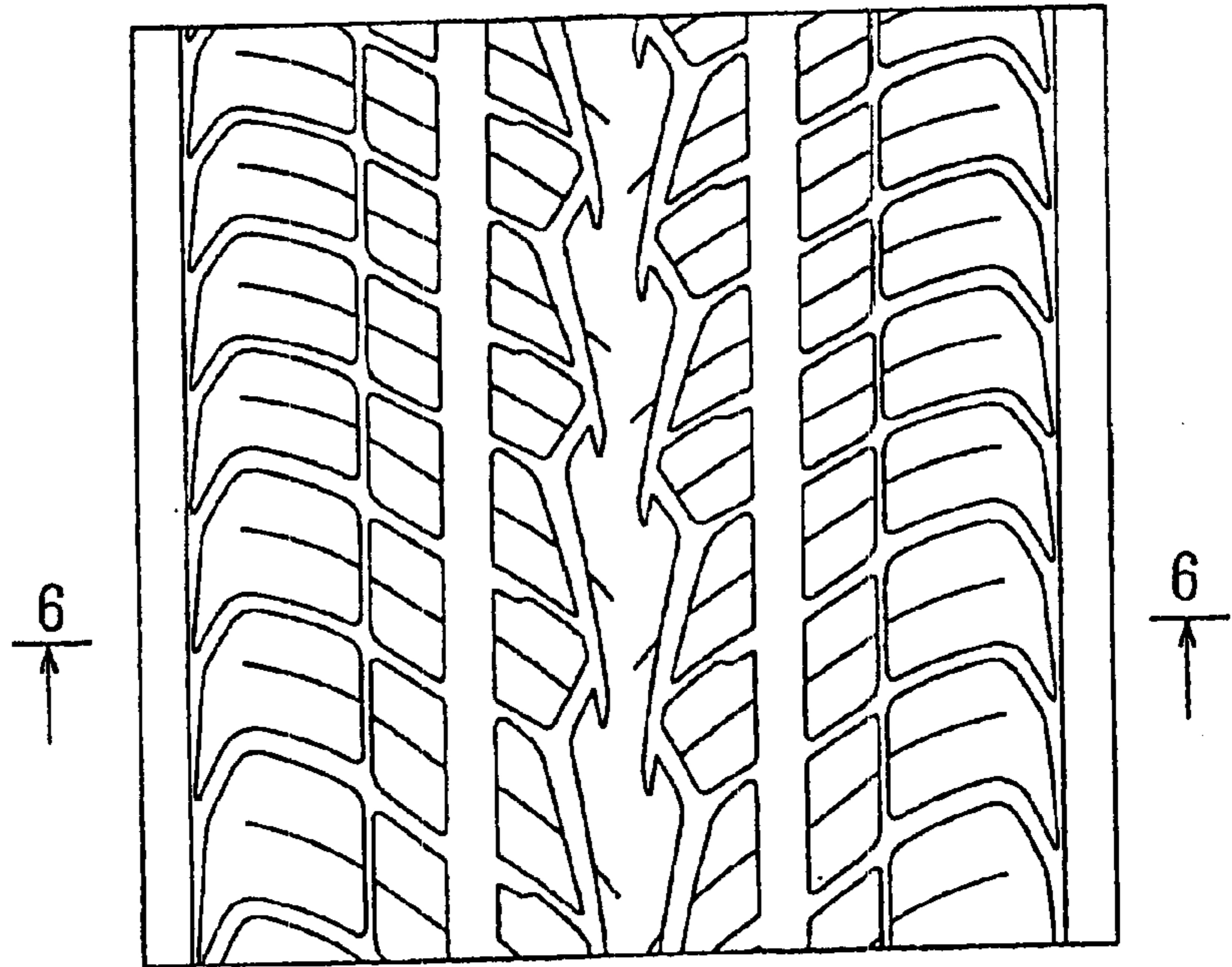


Fig.6

