



US00D471148S

(12) **United States Design Patent**  
**Heinen**

(10) **Patent No.:** **US D471,148 S**

(45) **Date of Patent:** **\*\* Mar. 4, 2003**

(54) **TIRE TREAD**

(75) Inventor: **Richard Heinen**, Habay-la-Neuve (BE)

(73) Assignee: **The Goodyear Tire & Rubber Company**, Akron, OH (US)

(\*\*) Term: **14 Years**

(21) Appl. No.: **29/166,462**

(22) Filed: **Aug. 28, 2002**

(51) **LOC (7) Cl.** ..... **12-15**

(52) **U.S. Cl.** ..... **D12/550**

(58) **Field of Search** ..... D12/534, 547,  
D12/548, 549, 550, 569, 582, 583, 584,  
585; 152/209.1, 209.9, 209.25, 209.28

(56) **References Cited**

**U.S. PATENT DOCUMENTS**

D382,520 S	*	8/1997	Harpes et al.	.....	D12/551
D442,126 S	*	5/2001	Allison	.....	D12/549
D462,647 S	*	9/2002	Heinen	.....	D12/550

\* cited by examiner

*Primary Examiner*—Robert M. Spear  
(74) *Attorney, Agent, or Firm*—David L. King

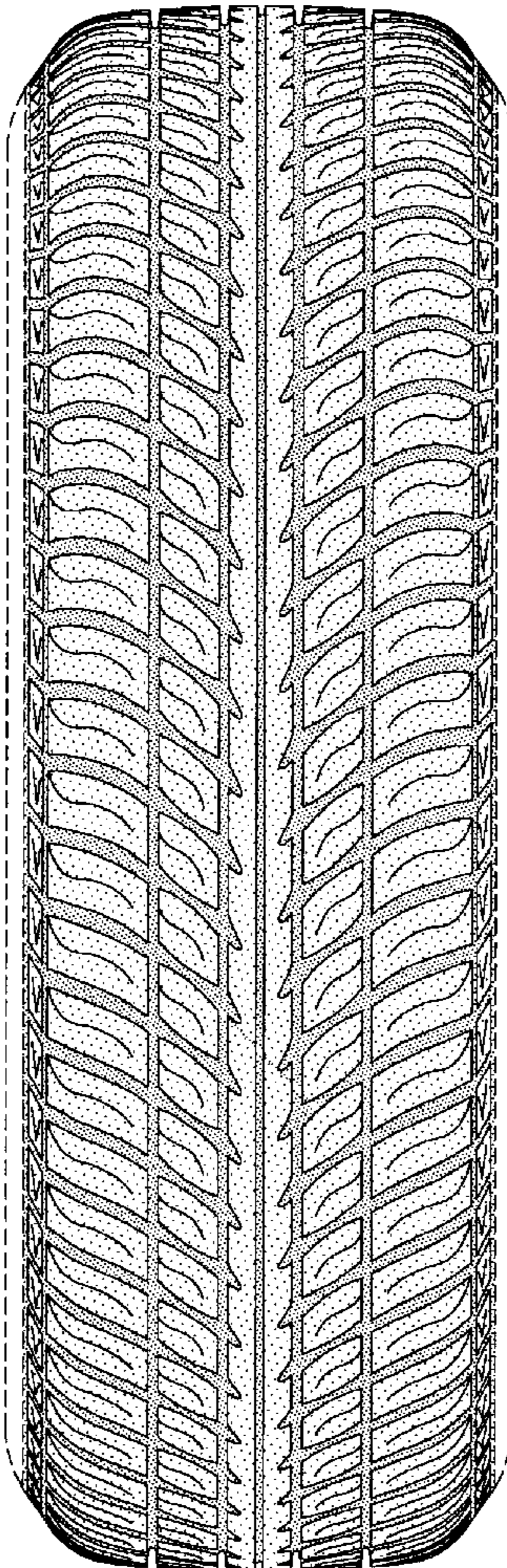
(57) **CLAIM**

The ornamental Design for a tire tread, as shown and described.

**DESCRIPTION**

FIG. 1 is a perspective view of a tire tread showing our new design, it being understood that the pattern repeats uniformly throughout the circumference of the tread; FIG. 2 is a front elevational view thereof; FIG. 3 is a right side elevational view thereof, the other side being a mirror image of the right side thereof; and, FIG. 4 is an enlarged fragmentary perspective view. In the drawings, the broken lines defining the sidewall and inner bead and the peripheral boundary between the tire tread and the sidewall are for illustrative purposes only and form no part of the claimed design. The dark stippled surface shading represents the recessed portion of the tread grooves, having a depth as best shown in FIG. 2.

**1 Claim, 4 Drawing Sheets**



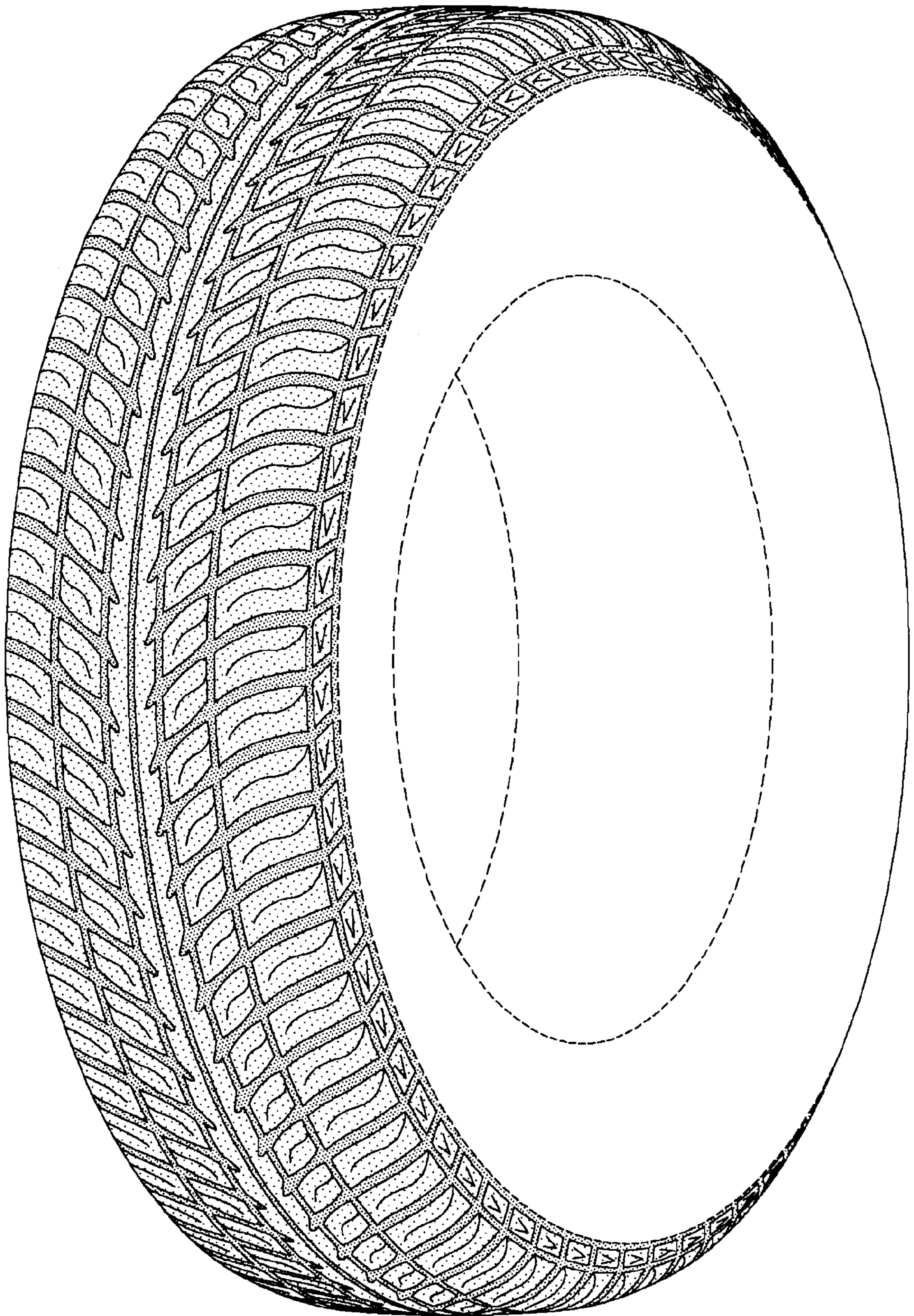


FIG-1

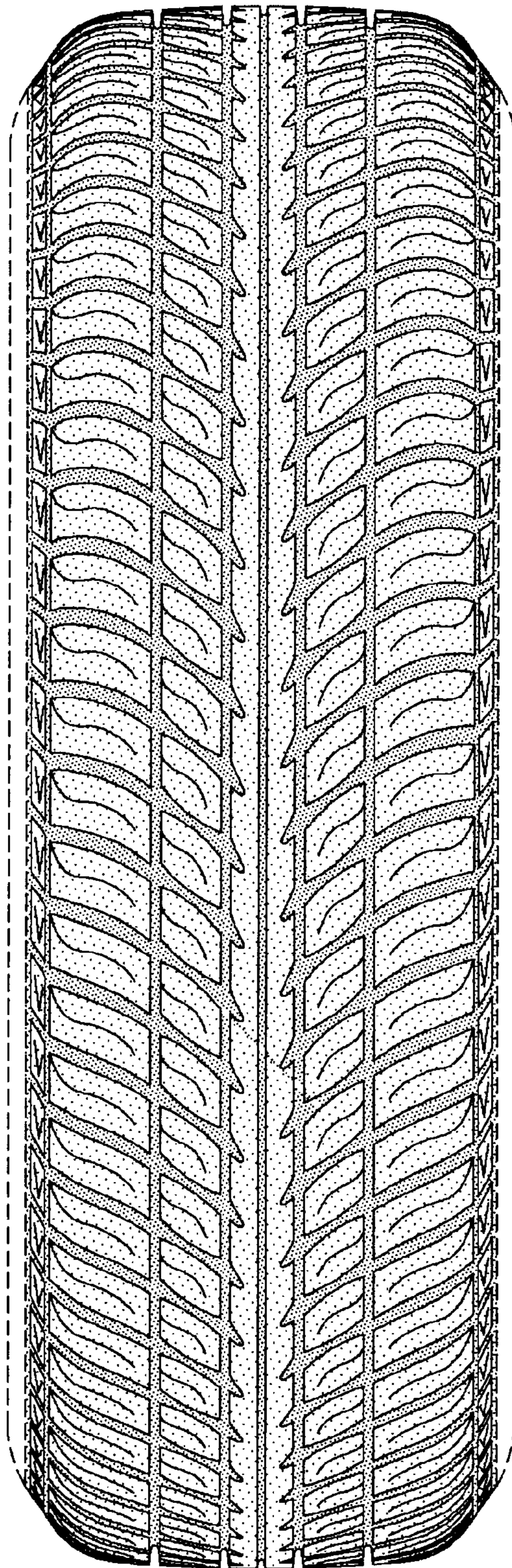


FIG-2

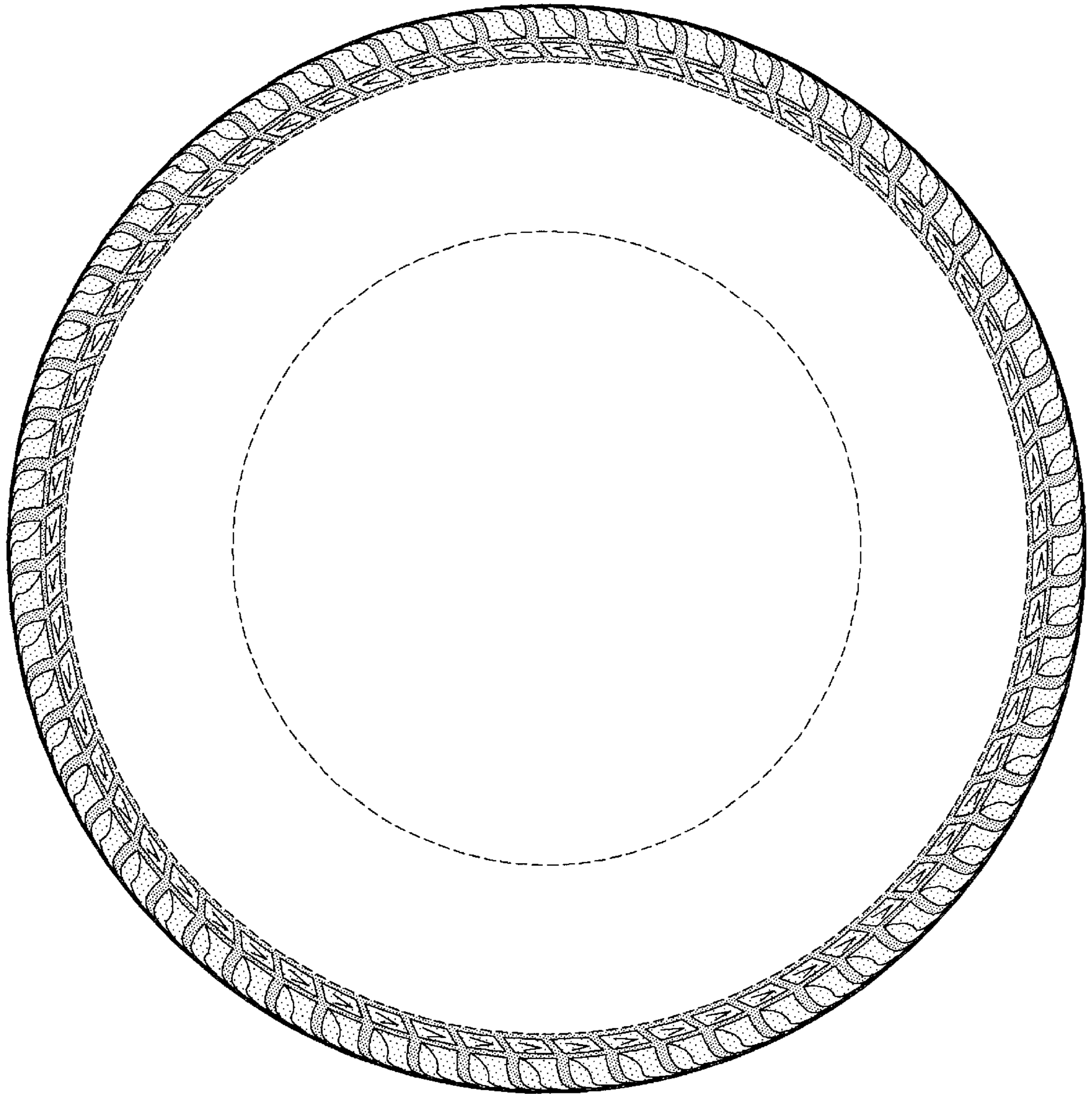


FIG-3




FIG-4