



US00D471138S

(12) **United States Design Patent**
Hisada et al.

(10) **Patent No.:** **US D471,138 S**

(45) **Date of Patent:** **** Mar. 4, 2003**

(54) **STEERING WHEEL FOR MOTOR VEHICLE**

(75) Inventors: **Seiji Hisada**, Hiroshima (JP); **Ikuo Maeda**, Hiroshima (JP); **Kouichi Hayashi**, Hiroshima (JP); **Akira Igeta**, Hiroshima (JP)

(73) Assignee: **Mazda Motor Corporation**, Hiroshima (JP)

(**) Term: **14 Years**

(21) Appl. No.: **29/157,817**

(22) Filed: **Mar. 27, 2002**

(30) **Foreign Application Priority Data**

Oct. 12, 2001 (JP) 2001-030114

(51) **LOC (7) Cl.** **12-16**

(52) **U.S. Cl.** **D12/176**

(58) **Field of Search** D12/176, 175;
74/552

(56) **References Cited**

U.S. PATENT DOCUMENTS

D398,569 S * 9/1998 Sacco et al. D12/176

D424,488 S * 5/2000 Thorpe D12/176
D438,151 S * 2/2001 Pfeiffer D12/176
D440,915 S * 4/2001 Kogawa et al. D12/176

* cited by examiner

Primary Examiner—Melody N. Brown
(74) *Attorney, Agent, or Firm*—Nixon Peabody LLP;
Donald R. Studebaker

(57) **CLAIM**

The ornamental design for a steering wheel for motor vehicle, as shown and described.

DESCRIPTION

Portion in color is shown for illustrative purposes only and forms no part of the claimed design.

FIG. 1 is a front perspective view of a steering wheel for motor vehicle;

FIG. 2 is a rear perspective view thereof;

FIG. 3 is a front view thereof;

FIG. 4 is a rear view thereof;

FIG. 5 is a left side view thereof;

FIG. 6 is a right side view thereof;

FIG. 7 is a top view thereof; and,

FIG. 8 is a bottom view thereof.

1 Claim, 4 Drawing Sheets




Fig. 1



Fig. 2



Fig. 3



Fig. 4




Fig. 5




Fig. 6




Fig. 7




Fig. 8

