



US00D471135S

(12) **United States Design Patent**
Yamamoto et al.

(10) **Patent No.:** **US D471,135 S**

(45) **Date of Patent:** **** Mar. 4, 2003**

(54) **SNOW/SMOOTH SURFACE TRANSPORTER USING ENDLESS TRACK UNIT(S) AND SLIDER(S)**

2,625,229 A *	1/1953	Van Voorhes	180/181
3,092,300 A *	6/1963	Johnson	180/9.22
3,568,787 A *	3/1971	Gremeret	180/181
D426,492 S *	6/2000	Pappalardo	D12/6
6,408,962 B1 *	6/2002	Ryckman	180/9.22

(76) Inventors: **Shunichi Yamamoto**, 11726 Shady Oak La., Sandy, UT (US) 84092; **Shigeyoshi Ochiai**, 5-9-23-106 Ochiai, Tama-shi Tokyo 206-0033 (JP)

* cited by examiner

Primary Examiner—Nelson C. Holtje

(**) Term: **14 Years**

(57) **CLAIM**

(21) Appl. No.: **29/156,725**

The ornamental design for a “snow/smooth surface transporter using endless track unit(s) and slider(s)”, as shown.

(22) Filed: **Mar. 7, 2002**

DESCRIPTION

(51) **LOC (7) Cl.** **12-14**

(52) **U.S. Cl.** **D12/6**

(58) **Field of Search** D12/6, 9, 11; 280/7.1, 280/7.17, 8-10, 845, 5.22; 180/9.22, 9.21, 181, 116-127

FIG. 1 is a front, top, left side view of a snow/smooth surface transporter using endless track unit(s) and slider(s) with endless track units sandwiched by sliders.

FIG. 2 is a top view.

FIG. 3 is a bottom view.

FIG. 4 is a left side view.

FIG. 5 is a right side view.

FIG. 6 is a front view; and,

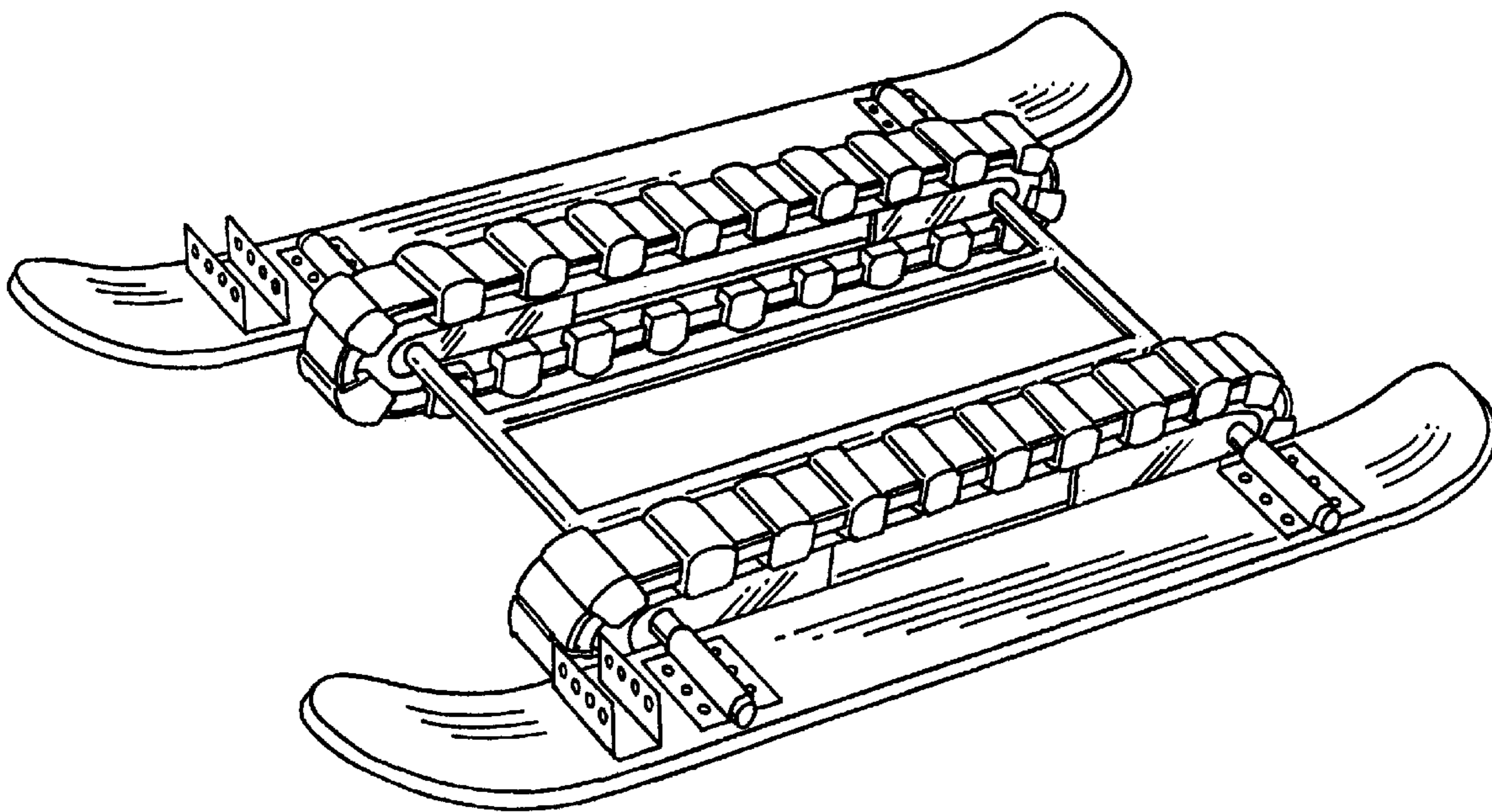
FIG. 7 is a rear view.

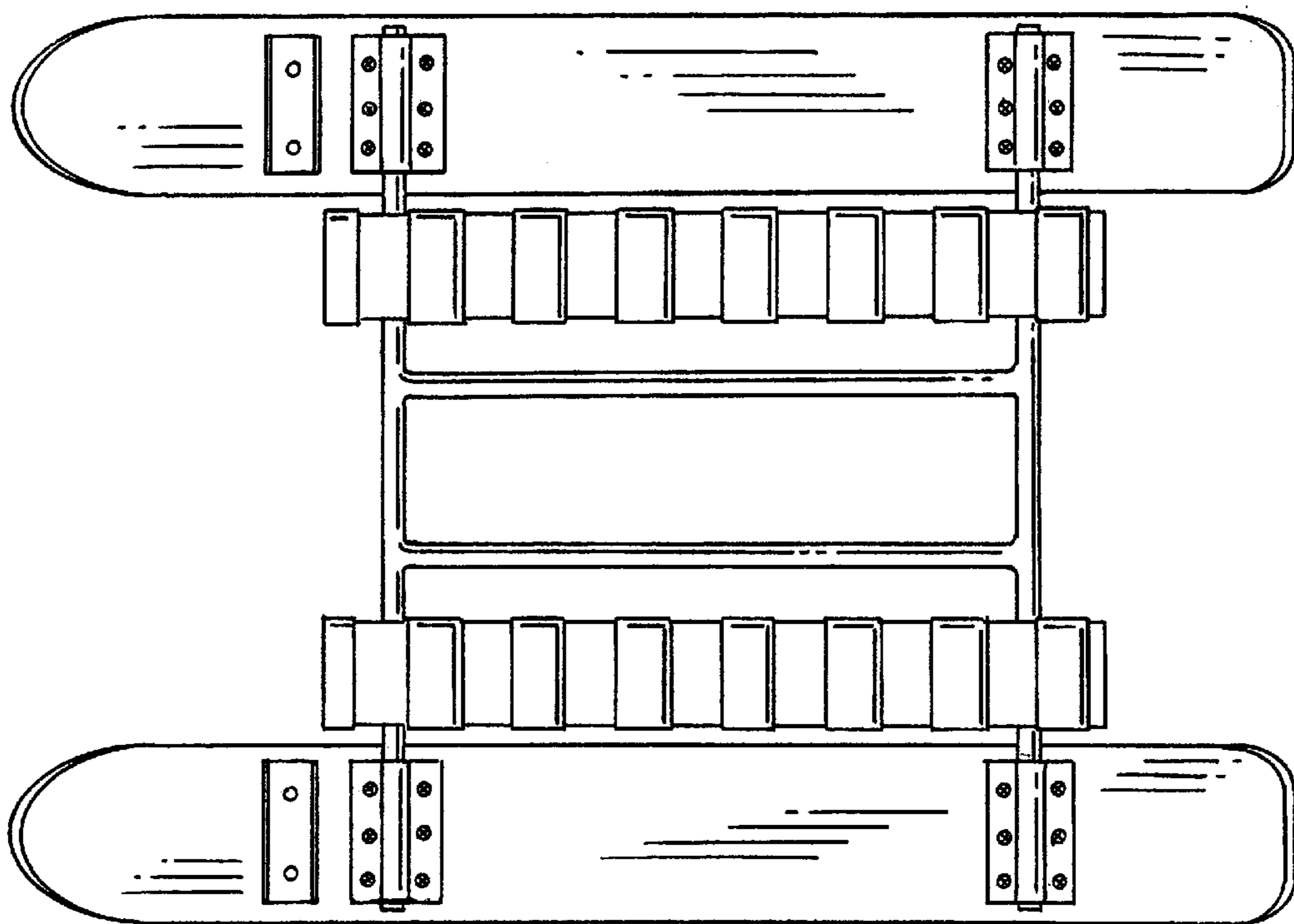
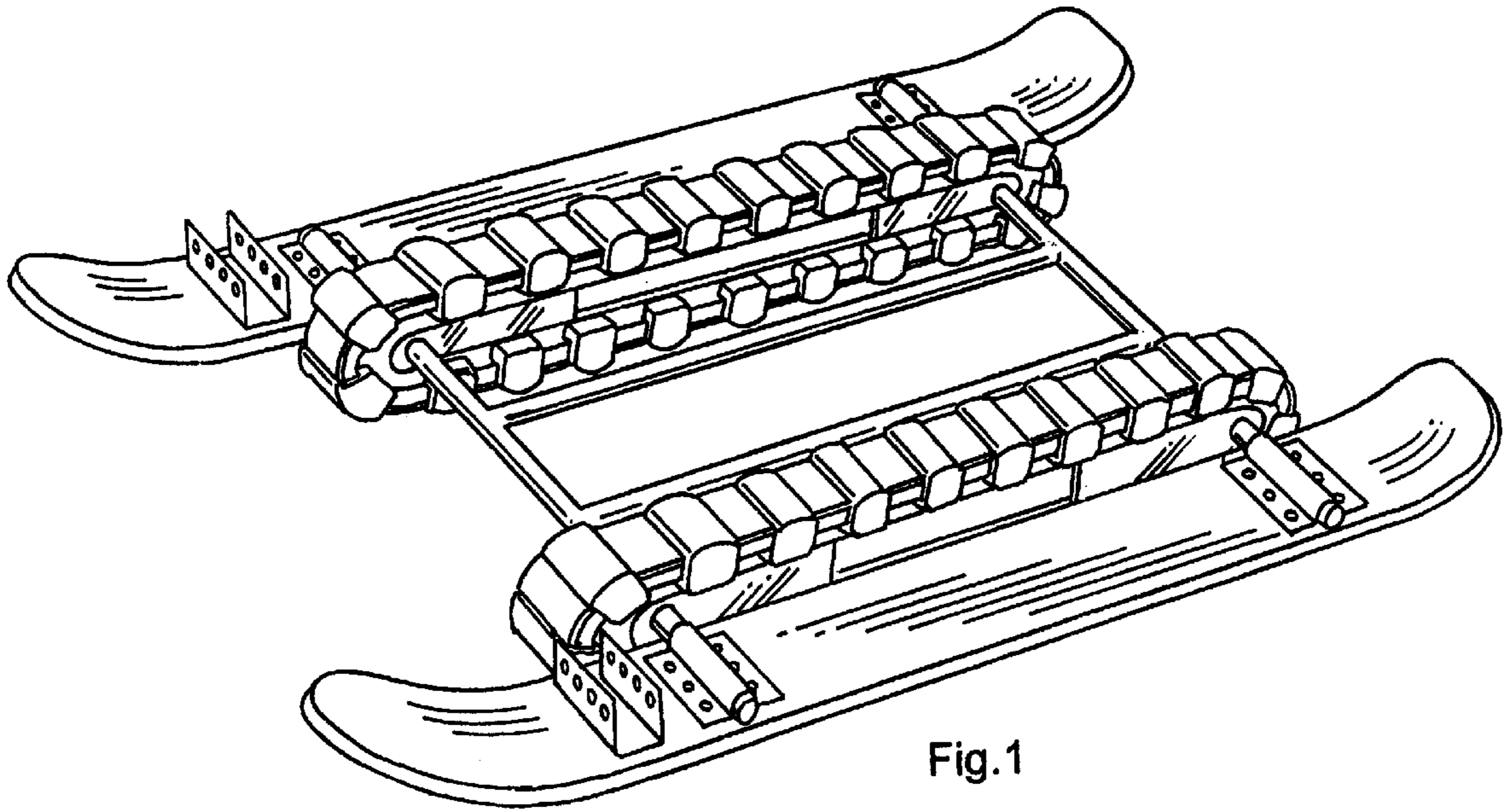
(56) **References Cited**

U.S. PATENT DOCUMENTS

1,069,761 A *	8/1913	Buckley	280/5.22
2,319,008 A *	5/1943	McCormack	280/5.22

1 Claim, 3 Drawing Sheets





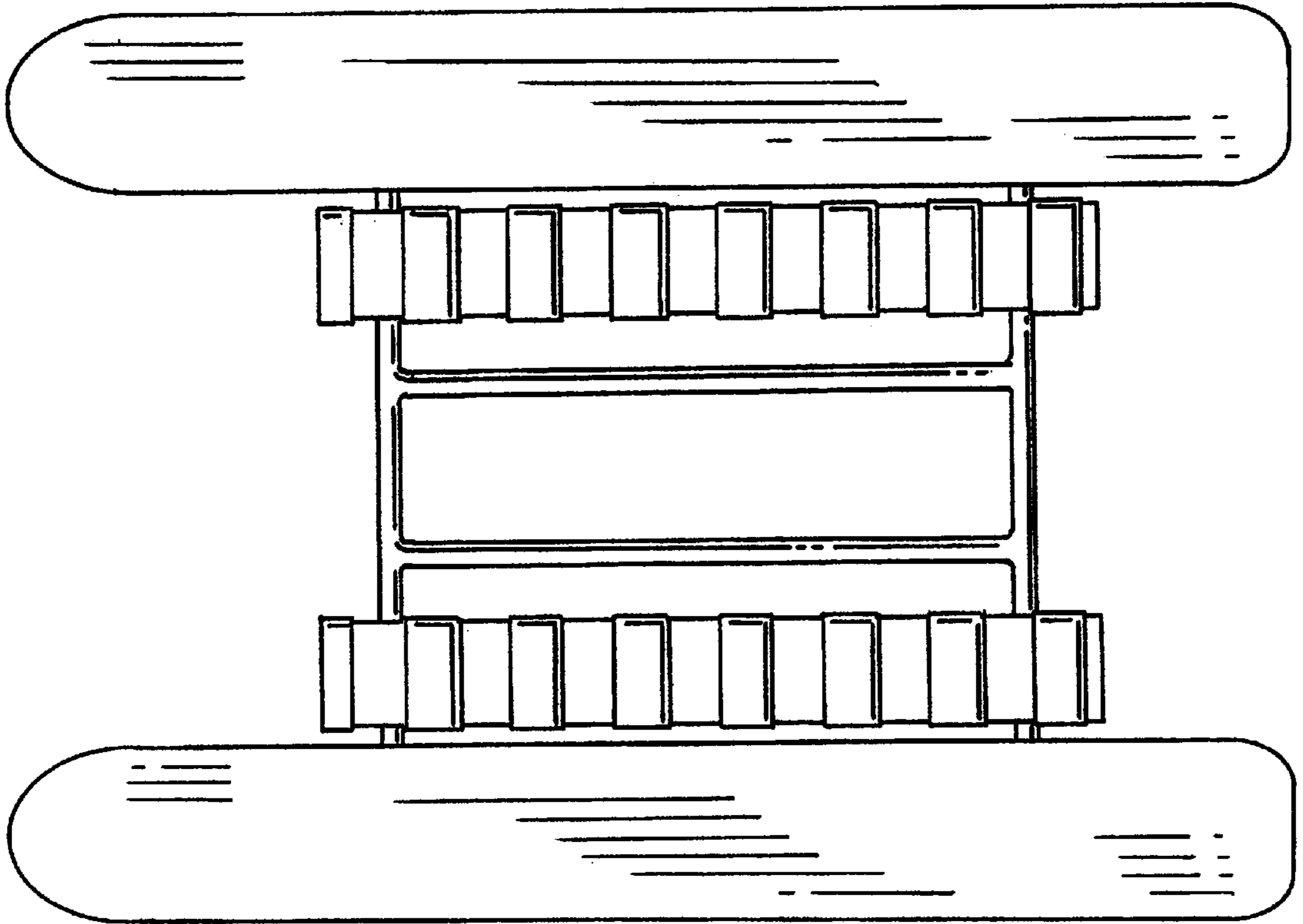


Fig. 3

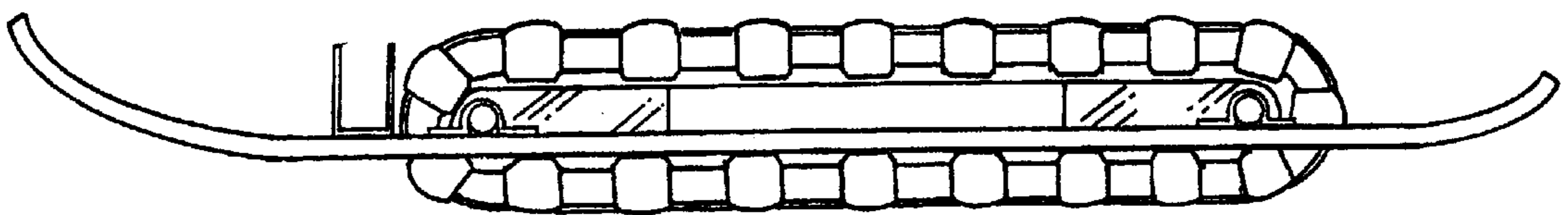


Fig. 4

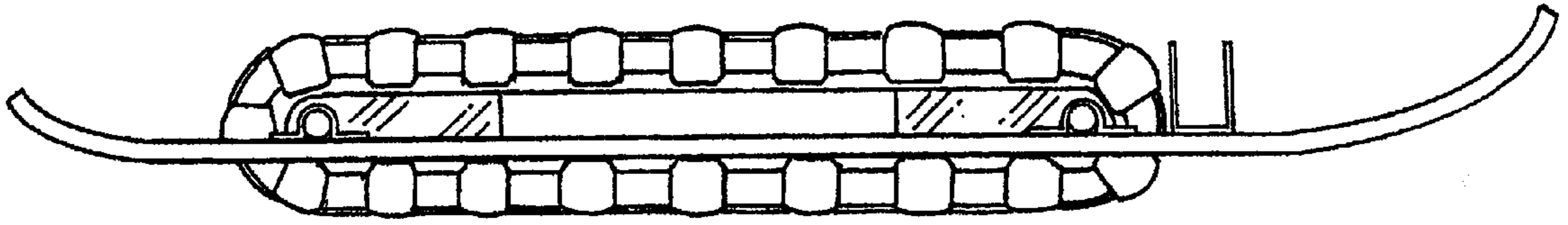


Fig. 5




Fig. 6




Fig. 7