



US00D471111S

(12) **United States Design Patent** (10) **Patent No.:** **US D471,111 S**
Kuzma et al. (45) **Date of Patent:** **** Mar. 4, 2003**

(54) **BOTTLE**

(75) Inventors: **Gene J. Kuzma**, Columbus, OH (US);
Douglas W. Weaver, Columbus, OH (US);
Dorothy M. Ng, Columbus, OH (US)

(73) Assignee: **G. K. Packaging, Inc.**, Plain City, OH (US)

(**) Term: **14 Years**

(21) Appl. No.: **29/148,725**

(22) Filed: **Sep. 25, 2001**

(51) **LOC (7) Cl.** **09-01**

(52) **U.S. Cl.** **D9/543; D9/564**

(58) **Field of Search** D9/516, 523, 530,
D9/540, 542, 543, 549, 550, 552, 558,
563, 565, 571, 572, 575; 215/381-385,
396, 398, 400

(56) **References Cited**

U.S. PATENT DOCUMENTS

| | | | | | |
|------------|---|---------|-------------------|-------|--------|
| D192,535 S | * | 4/1962 | Laudano | | D9/543 |
| D198,405 S | * | 6/1964 | Recknagel | | D9/543 |
| D198,407 S | * | 6/1964 | Busch | | D9/543 |
| D217,439 S | * | 5/1970 | Platte | | D9/543 |
| D219,366 S | * | 12/1970 | Lewis, Jr. et al. | | D9/532 |
| D258,117 S | * | 2/1981 | Bashour | | D9/543 |

| | | | | | |
|-------------|---|---------|-----------------|-------|---------|
| D262,267 S | * | 12/1981 | Cox | | D9/543 |
| D288,905 S | * | 3/1987 | Platte, Sr. | | D9/534 |
| D308,337 S | * | 6/1990 | Weckman | | D9/542 |
| D352,462 S | * | 11/1994 | Rupert | | D9/573 |
| 5,392,937 A | * | 2/1995 | Prevot et al. | | 215/400 |
| 5,598,941 A | * | 2/1997 | Semersky et al. | | 215/384 |
| D432,920 S | * | 10/2000 | Johnson et al. | | D9/543 |
| D433,947 S | * | 11/2000 | Ewing, Jr. | | D9/543 |

* cited by examiner

Primary Examiner—Ted Shooman

Assistant Examiner—Carol Rademaker

(74) *Attorney, Agent, or Firm*—John L. Gray

(57) **CLAIM**

The ornamental design for a bottle, as shown and described.

DESCRIPTION

FIG. 1 is a top plan view;
 FIG. 2 is a front elevation thereof;
 FIG. 3 is a right side elevation thereof, the left side elevation being a mirror image of the same except for the unclaimed threads;
 FIG. 4 is a rear elevation thereof; and,
 FIG. 5 is a bottom plan view.

The broken line showing of a pour spout and threads is for illustrative purposes only and forms no part of the claimed design. Also, the top solid line of the bottle collar forms the boundary of the claim.

1 Claim, 3 Drawing Sheets

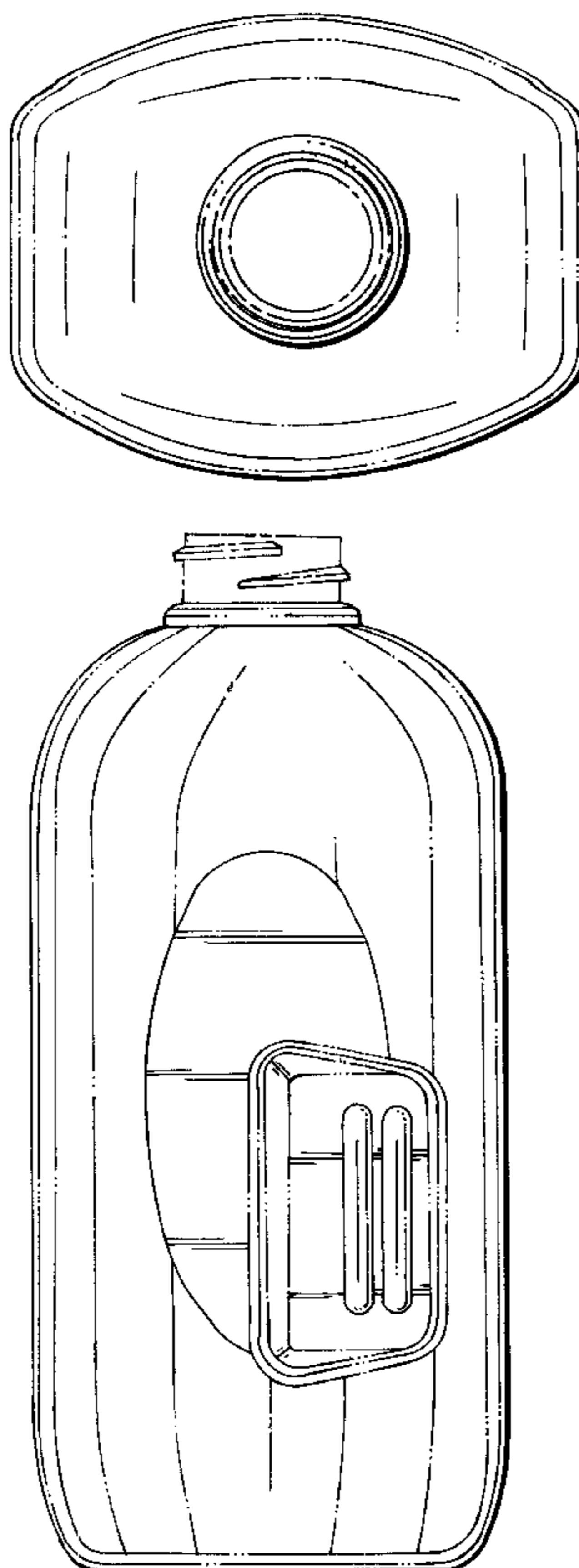


Fig. 1

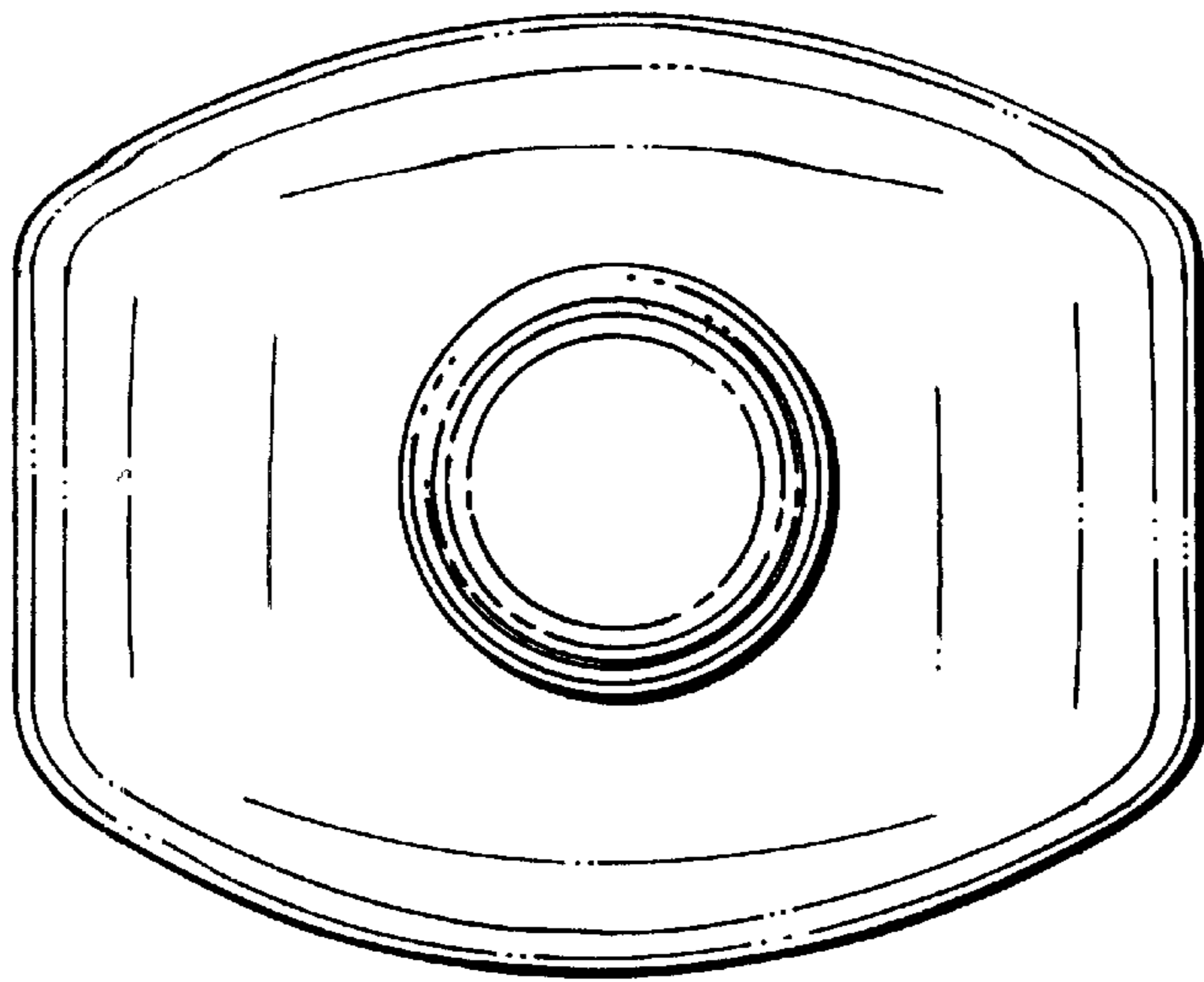
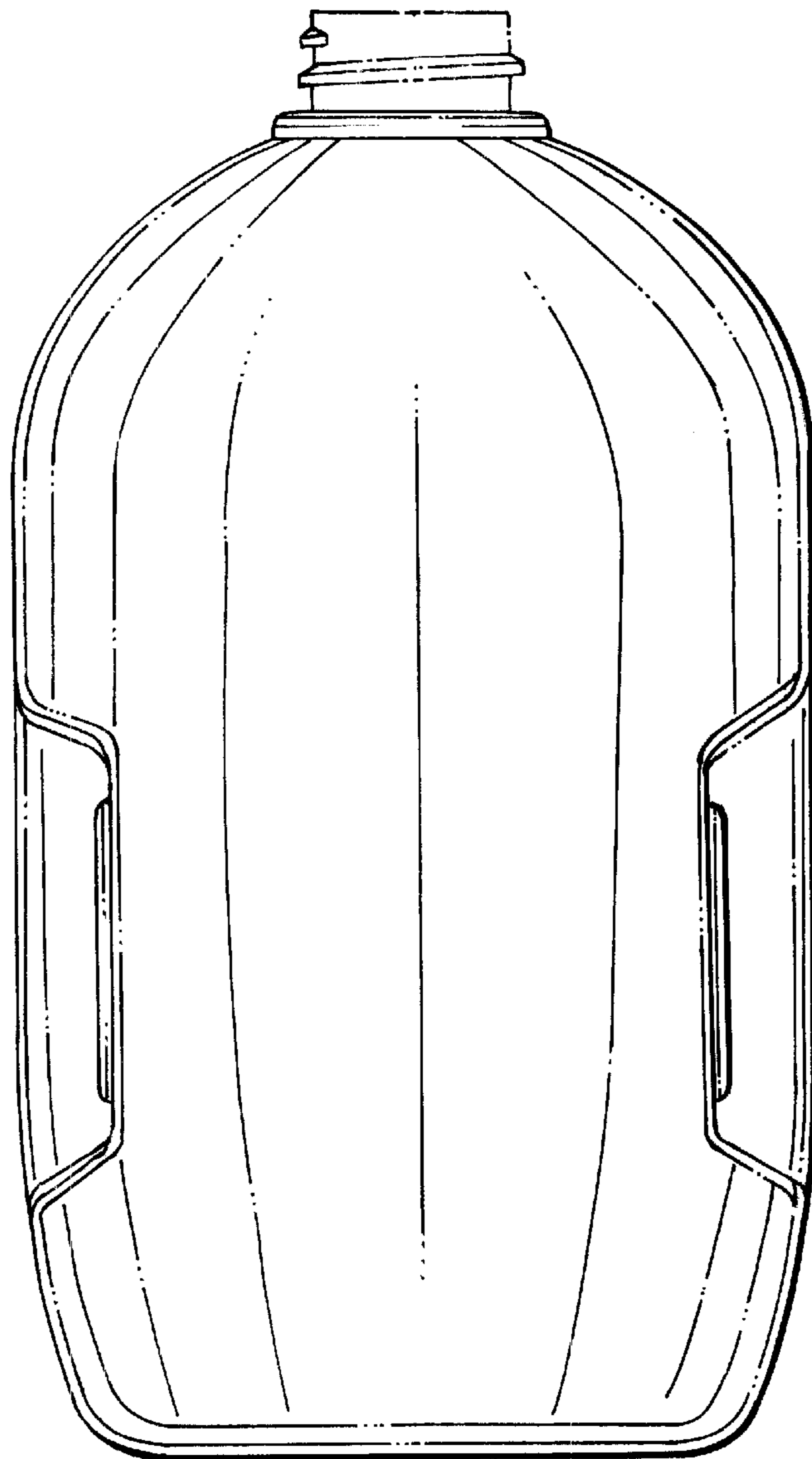


Fig. 2



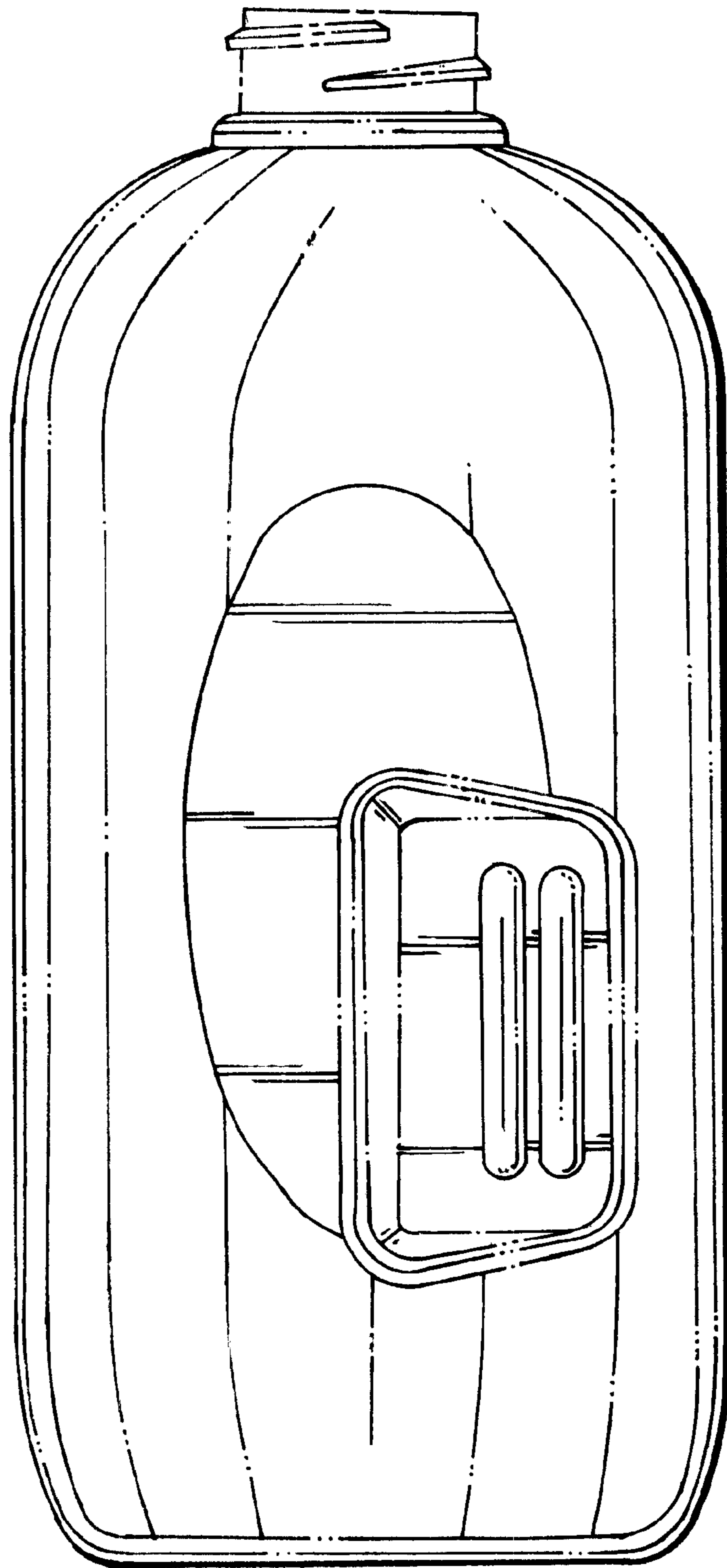


Fig. 3

Fig. 4

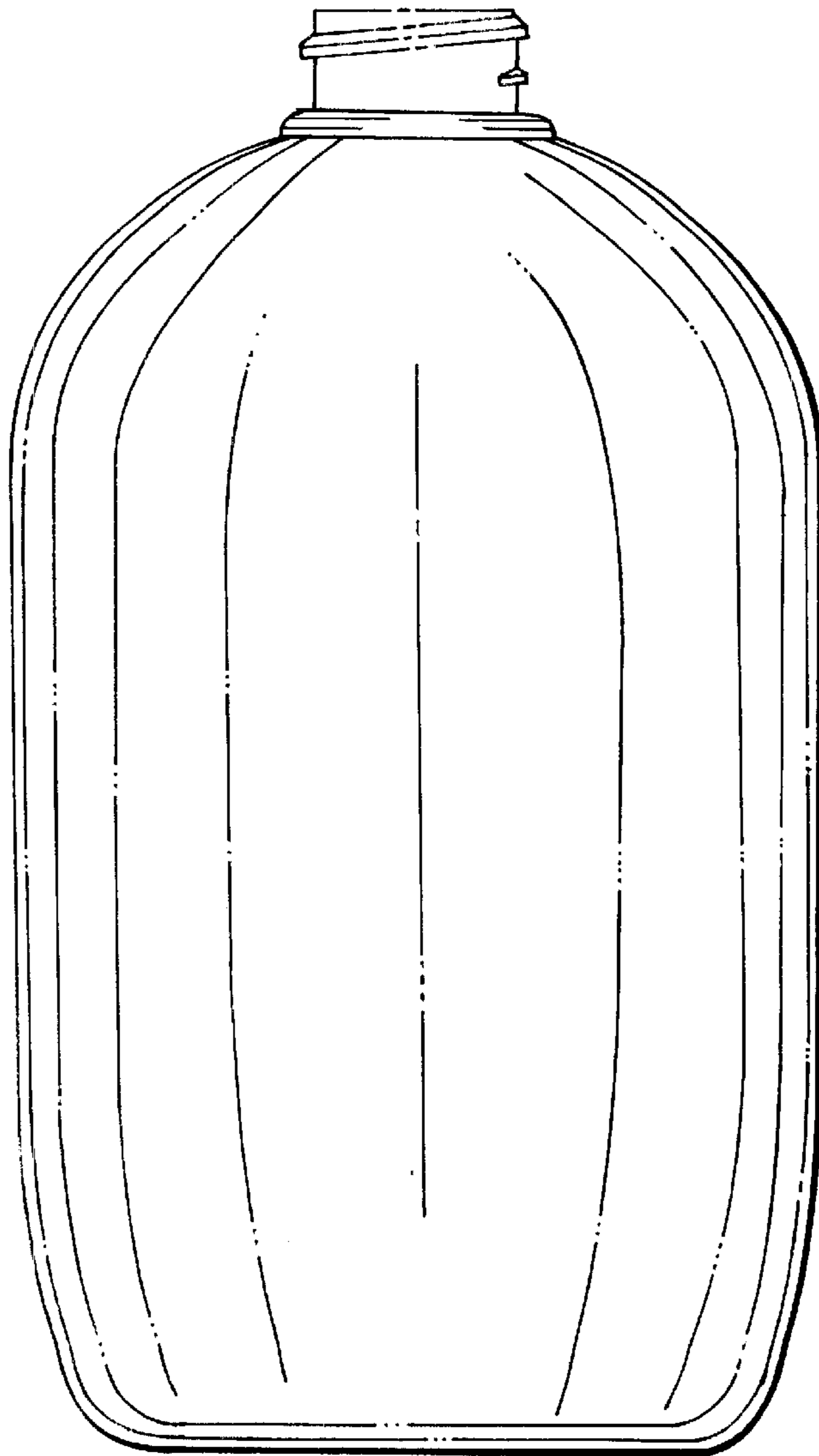


Fig. 5

